

DECEMBER 27, 2011 • FORD FIELD, DETROIT, MICHIGAN

2011 LITTLE CAESARS PIZZA BOWL MEDIA GUIDE

# PURDUE



PURDUE BOILERMAKERS VS. WESTERN MICHIGAN BRONCOS





# 2011 Purdue Football Game Notes

## Little Caesars Pizza Bowl

December 27, 2011 - Detroit, Mich. - Ford Field

Purdue (6-6, 4-4 Big Ten) vs. Western Michigan (7-5, 5-3 MAC)

### 2011 Schedule/Results

|          |                                   |             |
|----------|-----------------------------------|-------------|
| Sept. 3  | MIDDLE TENNESSEE (BTN)            | W, 27-24    |
| Sept. 10 | at Rice (CBS Sports Network)      | L, 24-22    |
| Sept. 17 | SE MISSOURI ^ (BTN)               | W, 59-0     |
| Sept. 24 | Open Date                         |             |
| Oct. 1   | NOTRE DAME (ESPN)                 | L, 38-10    |
| Oct. 8   | MINNESOTA (ESPN)                  | W, 45-17    |
| Oct. 15  | at Penn State (BTN)               | L, 23-18    |
| Oct. 22  | #23 ILLINOIS ! (ESPN2)            | W, 21-14    |
| Oct. 29  | at #17 Michigan (ESPN2)           | L, 36-14    |
| Nov. 5   | at #19 Wisconsin (ABC)            | L, 62-17    |
| Nov. 12  | OHIO STATE (BTN)                  | W, 26-23 OT |
| Nov. 19  | IOWA (BTN)                        | L, 31-21    |
| Nov. 26  | at Indiana (BTN)                  | W, 33-25    |
| Dec. 27  | Western Michigan (ESPN) 4:30 p.m. |             |

All game times listed as Eastern.

^ - Band Day/Family Weekend

! - Homecoming/Varsity P Weekend

### Television This Week

ESPN

|              |                |
|--------------|----------------|
| Play-By-Play | Beth Mowins    |
| Analyst      | Mike Bellotti  |
| Sideline     | Eamon McAnaney |

### Radio This Week

Purdue Sports Properties

|              |               |
|--------------|---------------|
| Play-By-Play | Tim Newton    |
| Analyst      | Pete Quinn    |
| Sideline     | Kelly Kitchel |
| Producer     | Rob Blackman  |
| Engineer     | Alan Benjamin |

### Athletics

### Communications

For any media inquiries regarding Purdue football please contact Associate Athletics Communications Director Matt Rector.

|                 |                   |
|-----------------|-------------------|
| Rector's Office | 765-494-3196      |
| Rector's Cell   | 765-237-1330      |
| Rector's E-mail | rector@purdue.edu |

### Mailing Address

Purdue Athletics Communications  
Mackey Arena, Room 2235  
900 John R. Wooden Drive  
West Lafayette, Ind., 47907



Western Michigan  
Broncos

|                                       |              |
|---------------------------------------|--------------|
| 2011 Record                           | 7-5, 5-3 MAC |
| Head Coach                            | Bill Cubit   |
| Career Record                         | 81-56-1      |
| Record at Western Michigan vs. Purdue | 47-38 0-0    |

### Top Leaders

#### Rushing

Tevin Drake 102-570 Yds, 4 TDs

#### Passing

Alex Carder 299-445-10, 3,434 Yds, 28 TDs

#### Receiving

Jordan White 127-1,646 Yds, 16 TDs

#### Tackles

Johnnie Simon 55-48-103, 8.5 TFL



Purdue  
Boilermakers

|                                       |                          |
|---------------------------------------|--------------------------|
| 2011 Record                           | 6-6, 4-4 Big Ten         |
| Head Coach                            | Danny Hope               |
| Career Record                         | 50-43                    |
| Record at Purdue vs. Western Michigan | 15-21, 10-14 Big Ten 0-0 |

### Top Leaders

#### Rushing

Akeem Shavers 89-370 Yds, 6 TDs

#### Passing

Caleb TerBush 163-264-6, 1,804 Yds, 12 TDs

#### Receiving

Justin Siller 45-430 Yds, 1 TD

#### Tackles

Dwayne Beckford 46-45-91, 7.0 TFL

### Purdue Bowl History

Jan. 2, 1967

Rose Bowl

Purdue 14, Southern California 13

Dec. 25, 1978

Peach Bowl

Purdue 41, Georgia Tech 21

Dec. 31, 1979

Bluebonnet Bowl

Purdue 27, Tennessee 22

Dec. 27, 1980

Liberty Bowl

Purdue 28, Missouri 25

Dec. 31, 1984

Peach Bowl

Virginia 27, Purdue 24

Dec. 30, 1997

Alamo Bowl

Purdue 33, Oklahoma State 20

Dec. 29, 1998

Alamo Bowl

Purdue 37, Kansas State 34

Jan. 1, 2000

Outback Bowl

Georgia 28, Purdue 25 (OT)

Jan. 1, 2001

Rose Bowl

Washington 34, Purdue 24

Dec. 31, 2001

Sun Bowl

Washington State 33, Purdue 27

Dec. 31, 2002

Sun Bowl

Purdue 34, Washington 24

Jan. 1, 2004

Capital One Bowl

Georgia 34, Purdue 27 (OT)

Dec. 31, 2004

Sun Bowl

Arizona State 27, Purdue 23

Dec. 29, 2006

Champs Sports Bowl

Maryland 24, Purdue 7

Dec. 26, 2007

Motor City Bowl

Purdue 51, Central Michigan 48

Dec. 27, 2011

Little Caesars Pizza Bowl

Purdue vs. Western Michigan

## Little Caesars Pizza Bowl

### Statistical Analysis

#### Purdue vs. Western Michigan

|                     | <b>PUR</b> | <b>WMU</b> |
|---------------------|------------|------------|
| Points Avg.         | 26.1       | 35.6       |
| Opponents           | 26.4       | 28.0       |
| First Downs         | 244        | 290        |
| Opponents           | 255        | 268        |
| Yards Rushing Avg.  | 174.7      | 127.4      |
| Opponents           | 185.7      | 215.9      |
| Yards Passing Avg.  | 196.8      | 328.8      |
| Opponents           | 202.8      | 218.2      |
| Total Offense Avg.  | 371.4      | 456.2      |
| Opponents           | 388.5      | 434.1      |
| Kickoff Return Avg. | 27.5       | 22.7       |
| Opponents           | 24.9       | 17.3       |
| Punt Return Avg.    | 5.9        | 10.0       |
| Opponents           | 6.2        | 5.9        |
| Net Punting Avg.    | 38.1       | 37.0       |
| Opponents           | 36.6       | 35.5       |
| 3rd-Down Conv.      | 42%        | 43%        |
| Opponents           | 40%        | 40%        |
| 4th-Down Conv.      | 44%        | 77%        |
| Opponents           | 62%        | 25%        |
| Penalty Yards Avg.  | 60.7       | 58.5       |
| Opponents           | 51.0       | 54.6       |
| TOP Avg.            | 28:45      | 27:50      |
| Opponents           | 31:15      | 30:48      |

### NCAA Team Rankings

#### Purdue vs. Western Michigan

|                      | <b>PUR</b> | <b>WMU</b> |
|----------------------|------------|------------|
| Rushing Offense      | 39         | 87         |
| Passing Offense      | 82         | 8          |
| Passing Efficiency   | 90         | 14         |
| Total Offense        | 79         | 23         |
| Scoring Offense      | 69         | 18         |
| Sacks Allowed        | 81         | 56         |
| Rushing Defense      | 90         | 107        |
| Passing Defense      | 38         | 53         |
| Pass Efficiency Def. | 54         | 59         |
| Total Defense        | 69         | 100        |
| Scoring Defense      | 65         | 72         |
| Sacks                | 72         | t37        |
| TFL                  | 33         | 41         |
| Net Punting          | 30         | 49         |
| Punt Returns         | 88         | 43         |
| Kickoff Returns      | 2          | 38         |
| Turnover Margin      | t74        | 60         |

There are 120 teams ranked in the Football Bowl Subdivision in 2011.



### PLAYING FOR SEAN

Fifth-year running back Sean Matti passed away on Sunday, July 3, 2011. The Shoreview, Minn., native will be missed by his family, friends, coaches and teammates. The Boilermakers have dedicated their season to him and will honor him with a 22 decal, Sean's number, on their helmets. Purdue athletics also held a moment of silence for Matti prior to the home opener against Middle Tennessee on Sept. 3.

### A LOOK AT THE BOILERMAKERS

The Purdue football team, under third-year head coach Danny Hope, will be making its first bowl appearance since 2007 when it squares off against Western Michigan in the Little Caesars Pizza Bowl on Dec. 27. The Boilermakers finished the 2011 regular season with a 6-6 overall record and a 4-4 mark in Big Ten Conference games.

### PURDUE IN THE POSTSEASON

The Boilermakers are making their 16th bowl appearance and their first under Danny Hope's leadership. Purdue is 8-7 in the previous 15 postseason games. The 2011 Little Caesars Pizza Bowl appearance is Purdue's second bowl game in Detroit, having played in the Motor City Bowl at Ford Field in 2007, when it knocked off Central Michigan 51-48 on a last-second field goal.

### FIRST TIME FOR MOST

The Little Caesars Pizza Bowl will mark the first bowl game for the majority of the Purdue roster. Fifth-year senior cornerback Charlton Williams is the lone Boilermaker on the current roster to have played in the 2007 Motor City Bowl. He did not record any statistics against Central Michigan.

### PURDUE-WESTERN MICHIGAN HISTORY

Purdue and Western Michigan have met twice previously on the gridiron, with Purdue winning both games in West Lafayette. The Boilermakers stopped the Broncos 28-13 on Sept. 11, 1993, and 28-24 on Sept. 14, 2002.

### PURDUE VS. THE MAC

Purdue is 38-9-1 all-time in games played against schools that currently call the Mid-American Conference home.

- 2-0 vs. Akron
- 8-0 vs. Ball State
- 0-2 vs. Bowling Green
- 0-0 vs. Buffalo
- 5-0 vs. Central Michigan
- 1-0 vs. Eastern Michigan
- 1-0 vs. Kent State
- 9-3-1 vs. Miami (Ohio)
- 0-1 vs. Northern Illinois
- 7-0 vs. Ohio
- 0-0 vs. Temple
- 3-3 vs. Toledo
- 2-0 vs. Western Michigan

### HOME SWEET HOME

Detroit native Justin Siller will be playing his final collegiate game in his home city and is the only Boilermaker on the roster that hails from Michigan. Siller enters the Little Caesars Pizza Bowl as Purdue's leading receiver with 45 catches for 430 yards and one touchdown. He has caught at least one pass in 11 of 12 games this season, including a season-high six for 45 yards in Purdue's overtime win over Ohio State on Nov. 12.

### DOMESTIC SWEET DOMESTIC

Purdue is 10-7 all-time when playing indoors, including 4-0 in bowl games (1979 Bluebonnet Bowl, 1997 Alamo Bowl, 1998 Alamo Bowl and 2007 Motor City Bowl).

## How Do You Say That? Pronunciation Guide

### Players Alphabetical

|                |                |
|----------------|----------------|
| Lou Anarumo    | ann-UH-room-OH |
| Phil Elmassian | el-MAY-shun    |
| J.B. Gibboney  | GIBB-uh-NEE    |

### Players Alphabetical

|    |                     |                           |
|----|---------------------|---------------------------|
| 22 | Ishmael Aristide    | AIR-uh-STEED              |
| 54 | Jack De Boef        | dah-BOOF                  |
| 34 | Max Charlot         | SHAR-low                  |
| 67 | Peters Drey         | DRY                       |
| 18 | Nnamdi Ezenwa       | NOM-dee<br>Eh-zen-WAH     |
| 44 | Landon Feichter     | FIKE-ter                  |
| 46 | Kurt Freytag        | FRY-tag                   |
| 39 | Joe Gilliam         | GILL-e-am                 |
| 3  | Waynelle Gravesande | WAY-nell<br>GRAVE-sand-EE |
| 11 | DeVarro Greaves     | dur-VAR-oh<br>GREEVES     |
| 57 | Kaulana Judd        | KAH-lana                  |
| 85 | Robert Kugler       | COO-gler                  |
| 58 | Robert Maci         | MAY-see                   |
| 16 | Dolapo Macarthy     | DOE-lap-OH                |
| 84 | Eric Mebane         | ME-bane                   |
| 87 | Shane Mikesky       | MY-kess-ski               |
| 65 | Austen Moret        | MORE-et                   |
| 8  | Raheem Mostert      | Rah-heem<br>MO-stert      |
| 60 | Brad Niemeier       | NEE-meyer                 |
| 64 | Kevin Pamphile      | PAM-file                  |
| 33 | Reggie Pegrum       | PEA-grum                  |
| 76 | Rick Schmeig        | SCHMEEG                   |
| 84 | Justin Sinz         | SINS                      |
| 17 | Charles Torwudzo    | TER-wood-ZOH              |

### Players Numerical

|    |                     |                           |
|----|---------------------|---------------------------|
| 3  | Waynelle Gravesande | WAY-nell<br>GRAVE-sand-EE |
| 8  | Raheem Mostert      | Rah-heem<br>MO-stert      |
| 11 | DeVarro Greaves     | dur-VAR-oh<br>GREEVES     |
| 16 | Dolapo Macarthy     | DOE-lap-OH                |
| 17 | Charles Torwudzo    | TER-wood-ZOH              |
| 18 | Nnamdi Ezenwa       | NOM-dee<br>Eh-zen-WAH     |
| 22 | Ishmael Aristide    | AIR-uh-STEED              |
| 33 | Reggie Pegrum       | PEA-grum                  |
| 39 | Joe Gilliam         | GILL-e-am                 |
| 34 | Max Charlot         | SHAR-low                  |
| 44 | Landon Feichter     | FIKE-ter                  |
| 46 | Kurt Freytag        | FRY-tag                   |
| 54 | Jack De Boef        | dah-BOOF                  |
| 57 | Kaulana Judd        | KAH-lana                  |
| 58 | Robert Maci         | MAY-see                   |
| 60 | Brad Niemeier       | NEE-meyer                 |
| 64 | Kevin Pamphile      | PAM-file                  |
| 65 | Austen Moret        | MORE-et                   |
| 67 | Peters Drey         | DRY                       |
| 76 | Rick Schmeig        | SCHMEEG                   |
| 84 | Eric Mebane         | ME-bane                   |
| 84 | Justin Sinz         | SINS                      |
| 85 | Robert Kugler       | COO-gler                  |
| 87 | Shane Mikesky       | MY-kess-ski               |

## Little Caesars Pizza Bowl

### MANY HAPPY RETURNS

Purdue enters the bowl season with the second-ranked kickoff return unit in all of the Football Bowl Subdivision. Averaging a school-record 27.5 yards per return, the Boilermakers trail only TCU's FBS-best 28.6 yard average. True freshman Raheem Mostert has brought about the resurgence in the return game by averaging 31.0 yards, eighth in the FBS, with a long of 81 this season.

### ALL-BIG-TEN HONORS

Highlighted by first team recognition for Kawann Short, seven different Boilermakers were honored by the Big Ten's coaches and media members following the 2011 season.

#### 2011 All-Big Ten Recognition

**Ricardo Allen** (Second Team Coaches, Honorable Mention Media)

**Dwayne Beckford** (Honorable Mention Media)

**Joe Holland** (Honorable Mention Coaches and Media)

**Dennis Kelly** (Honorable Mention Coaches and Media)

**Kawann Short** (First Team Media, Second Team Coaches)

**Cody Webster** (Second Team Coaches and Media)

**Carson Wiggs** (Second Team Media, Honorable Mention Coaches)

### SCHOLAR ATHLETES

Purdue not only strives for excellence on the field, but in the classroom as well. The Boilermakers had a school-record 20 players make the Academic All-Big Ten Team this season, two receive Academic All-District honors and Joe Holland was named a National Football Foundation Scholar-Athlete Award winner (merely the third in school history) and a first team Academic All-American.

### BIG LEG

Over the course of his career, senior kicker Carson Wiggs has booted the five longest field goals in school history, including a Big Ten Conference long of 53 yards this season. Wiggs will end his Boilermaker tenure as the most accurate kicker in school history (53 of 72, for 73.6 field goal percentage), second in successful field goals (53 makes) and third in total points scored (280). Wiggs, who is 16 for 21 this season, has made his last nine attempts.

#### Five Longest Field Goals in Purdue History

59 Carson Wiggs vs. Toledo, 9/5/2009

55 Carson Wiggs vs. Ohio State, 10/17/2009

53 Carson Wiggs at Ohio State 10/11/2008

**53 Carson Wiggs vs. Minnesota 10/5/2011**

52 Carson Wiggs at Michigan State 11/20/2010

### NOT YOUR AVERAGE JOE

Fifth-year senior linebacker Joe Holland has put together a fine career in the Old Gold and Black. Having appeared in all 48 possible career games, with 47 starts, he has racked up 315 total tackles over the past four years which is tied for 16th all-time at Purdue and ranks 20th nationally among all active FBS players. Holland needs four tackles in the Little Caesars Pizza Bowl to move past Chike Okeafor for the 15th on the career list at Purdue and 11 to bypass Marc Foster for 14th. In addition to his exploits on the field, Holland has been impressive in the classroom as well. A four-time Academic All-Big Ten honoree, he has also earned Academic All-District honors three times, was a second team Academic All-American in 2010, a first team Academic All-American this year and was named one of 16 national Scholar-Athletes by the National Football Foundation in 2011.

#### Career Tackles at Purdue

14. Marc Foster (1985-88) 325

15. Chike Okeafor (1994-98) 318

16. Calvin Clark (1977-80) 315

**Joe Holland (2008-) 315**

### STREAKING

Junior wide receiver Antavian Edison enters the postseason with a streak of 20 consecutive games with at least one reception. During the streak, which dates to Oct. 9, 2010, Edison has caught 71 passes for 862 yards and seven touchdowns.

## Where You At?

Game Day Locations of the  
Purdue Coaching Staff

### FIELD



**Head Coach**  
Danny Hope

**Offensive Coordinator/QB**  
Gary Nord



**Defensive Coordinator/DL**  
Gary Emanuel



**Special Teams Coordinator**  
J.B. Gibboney



**Defensive Backs**  
Lou Anarumo



**Offensive Line**  
Shawn Clark



**Graduate Assistant**  
Jules Montinar



**Graduate Assistant**  
Kyle Smith



### PRESS BOX

**Linebackers**  
Phil Elmastian



**Wide Receivers**  
Patrick Higgins



**Running Backs**  
Cornell Jackson



**Outside Linebackers**  
Donn Landholm



## Little Caesars Pizza Bowl

### HANGING ONTO THE BALL

"The Ball Is The Program" is a slogan that the Boilermakers have taken to heart. In the 12 games during the regular season, Purdue lost merely five fumbles (of which only three were on offense). Perhaps the most impressive part of the ball protection is that Purdue had 17 different players rush with the ball and merely a single fumble was lost on 479 combined carries. Two of the five giveaways came after receptions, one on a muffed kickoff return and the other on a punt return.

### A NOSE FOR THE END ZONE

Sophomore cornerback Ricardo Allen returned a MarQueis Gray interception 37 yards for a touchdown on Oct. 8 this season. The pick-six marked the third of his career in merely 17 games played and tied him for the school record with former All-American cornerback Rod Woodson (1983-86) and linebacker Mike Rose (1996-99). Allen has racked up 166 return yards on his three pick-sixes.

#### Rod Woodson

55 yards vs. #2 Ohio State Oct. 6, 1984  
30 yards vs. Notre Dame Sept. 28, 1985  
100 yards vs. Indiana Nov. 22, 1986

#### Mike Rose

24 yards vs. Northwestern Sept. 27, 1997  
24 yards vs. Indiana Nov. 22, 1997  
25 yards at Central Florida Sept. 4, 1999

#### Ricardo Allen

94 yards vs. Michigan Nov. 13, 2010  
35 yards at #11 Michigan State Nov. 20, 2010  
37 yards vs. Minnesota Oct. 8, 2011

### OKAY K.K.

A season removed from playing along the same defensive line of consensus All-American and NFL first round pick Ryan Kerrigan has proven that junior defensive tackle Kawann Short is a force to be reckoned with on his own. Facing the scrutiny of the opposition's lines this season, Short has posted career numbers in total tackles (53), tackles for loss (17.0) and sacks (6.5). The East Chicago, Ind., native enters the postseason tied for 14th nationally and third in the Big Ten in tackles for loss and tied for sixth in the Big Ten in sacks. In three-plus seasons at Purdue, Short is already 15th in school history in career tackles for loss (33.5) and tied for 15th in career sacks (12.5).

### REPLACING RALPH

Junior running back Ralph Bolden, Purdue's leading rusher in 2011, was lost for the postseason when he went down with a knee injury at Indiana on Nov. 26. A tough break for Bolden and the Boilermakers, but fortunately Purdue has a whole host of others that have experience running the ball for offensive coordinator Gary Nord. Junior Akeem Shavers, who missed the IU game with concussion-like symptoms, is expected back for the bowl game. Shavers averaged 4.2 yards per carry in 11 games, amassing 370 yards and six touchdowns on 89 carries. Others looking to pick up additional carries will be sophomore Reggie Pegram (17-85) and true freshman Akeem Hunt (29-249). Hunt posted Purdue's second 100-yard game of the season at Indiana on Nov. 26, when he rushed 10 times for 100 yards. He is averaging 8.6 yards per carry in his young collegiate career.

### SOMEWHAT BACK TO NORMAL

After witnessing a disastrous 2010 season that saw Purdue start four different players at quarterback, some normalcy returned to the position this year despite a preseason hiccup. After losing projected starter Rob Henry to a knee injury a week before the opening game, junior Caleb TerBush started all 12 games under center and put together a solid effort by completing 163 of 264 attempts (61.7 percent) for 1,804 yards with 12 touchdowns against six interceptions. Robert Marve, who was projected to be the No. 2 QB, eventually got his rehabilitated knee healthy enough to appear in nine games, including a pivotal effort in Purdue's 26-23 overtime win over Ohio State.

# LEGENDS



# BIG

# LEADERS



The University of Nebraska-Lincoln (UNL) became an official member of the Big Ten Conference on July 1, 2011, increasing the Big Ten's membership to 12 institutions for the first time in conference history. The addition of Nebraska marked the Big Ten's first expansion since Penn State University joined the conference in June of 1990.

On June 11, 2010, the Big Ten Council of Presidents/Chancellors announced unanimous approval of the University of Nebraska's application to join the conference, with competition to begin in all sports for the 2011-12 academic year. UNL has already been granted admission into the Committee on Institutional Cooperation, a consortium of the Big Ten universities and the University of Chicago.

The addition of the Cornhuskers allowed the conference to split football into two divisions, known as the Legends and Leaders, and hold a league championship game for the first time ever.

As a member of the Leaders Division, the Boilermakers will face the other five division teams, crossover rival Iowa and Legends Division foes Michigan and Minnesota in 2011.

The inaugural Big Ten Football Championship Game will be held at Lucas Oil Stadium in Indianapolis on Dec. 3, and that facility will also host the title game in 2012, 2013, 2014 and 2015.

## Little Caesars Pizza Bowl

### TOUGH GUYS

The Boilermakers had five players on each side of the ball start all 12 games this season. Tackle Dennis Kelly, center Rick Schmeig and guard Nick Mondek answered the bell each week and anchored the offensive line, while quarterback Caleb TerBush and wide receiver Justin Siller also started every game. On defense, tackle Kawann Short, linebacker Joe Holland, safety Albert Evans and cornerbacks Ricardo Allen and Josh Johnson were mainstays in the starting lineup on a weekly basis.

### BOOTING IT

Sophomore Cody Webster and senior Carson Wiggs have teamed up to form a deadly combination for the Purdue punt team. The duo kicked 65 times during the regular season, averaged a gross of 40.3 yards per kick, had 14 kicks go over 50 yards long (22 percent), placed 27 punts inside the opposition's 20-yard line (42 percent) and remarkably saw just **ONE** punt fall into the end zone for a touchback.

### GIVE US SOME MO

The fact that true freshman Raheem Mostert leads Purdue in all-purpose yardage isn't that surprising (818 yards), that he has done so while touching the ball merely 36 times this season is. Mostert has racked up 713 yards on 23 kickoff returns and 105 more on 13 carries. He is tied for third on the Purdue single season list for kickoff return yardage and is already 16th on the career list despite having only played in 11 games.

### BACKING IT UP

Purdue's linebacking corps of Dwayne Beckford, Joe Holland and Will Lucas are the top three tacklers on the team and all have posted career high numbers in the process. Beckford, whose previous career high was 84 in 2010, leads the way with 91 total stops, including seven for losses with three sacks. Holland has bettered his previous best of 81 stops in 2009 with 85 tackles in 2011 with 8.5 TFLs and 1.5 sacks. Lucas, who had 43 tackles as a true freshman in 2010, enters the bowl game with 75 tackles with 8.5 TFLs and a sack.

### GOING THE DISTANCE

Purdue tallied 52 drives this season that resulted in the Boilermakers putting points on the scoreboard (touchdowns and field goals). Of those 52 drives, 18 of the them had 10 or more plays involved (35 percent) and 17 of them were 70 or more yards in length (33 percent). Purdue's longest drive of the season in terms of yardage was a 98-yarder in the opener against Middle Tennessee that resulted in a Caleb TerBush to Jared Crank two-yard touchdown. A season-high 17-play drive that chewed up 7:43 off the clock and most of the most of the third quarter at Indiana resulted 22-yard Carson Wiggs field goal.

### TWO BILLS

Including Purdue's 292 yards on the ground at Indiana on Nov. 26, the Boilermakers are 10-1 during head coach Danny Hope's tenure in which they rush for 200 or more yards.

#### 200-Yard Rushing Games Under Danny Hope

Sept. 5, 2009, vs. Toledo, W 52-31 - 39-315, 4 TDs  
Oct. 24, 2009, vs. Illinois, W 24-14 - 39-220, 3 TDs  
Sept. 11, 2010, vs. Western Illinois, W 31-21 - 35-227, 3 TDs  
Sept. 18, 2010, vs. Ball State, W 24-13 - 46-203  
Sept. 25, 2010, vs. Toledo, L 31-20 - 43-220, 1 TD  
Oct. 9, 2010, at Northwestern, W 20-17 - 42-232, 2 TDs  
Oct. 16, 2010, vs. Minnesota, W 28-17 - 46-230, 3 TDs  
Sept. 3, 2011, vs. Middle Tennessee, W 27-24 - 46-200, 1 TD  
Sept. 17, 2011, vs. Southeast Missouri, W 59-0 - 53-393, 7 TDs  
Oct. 8, 2011, vs. Minnesota, W 45-17 - 47-217, 3 TDs  
Nov. 26, 2011 at Indiana, W, 33-25 - 55-292, 2 TDs

# Little Caesars Pizza Bowl

## 2011 Depth Chart

### Offense

|    |    |   |
|----|----|---|
| WR | 4  | O.J. Ross, So., 5-10, 192, Ormond Beach, Fla.       |
|    | 6  | Gary Bush, So., 6-0, 175, Miami, Fla.               |
| WR | 13 | Antavian Edison, Jr., 5-11, 175, Fort Myers, Fla.   |
|    | 83 | Kurt Lichtenberg, 5th, 6-1, 185, Warrenville, Ill.  |
| LT | 68 | Dennis Kelly, Sr., 6-8, 306, Chicago Heights, Ill.  |
|    | 78 | Trevor Foy, So., 6-7, 287, Louisville, Ky.          |
| LG | 63 | James Shepherd, 5th., 6-7, 315, Crofton, Ky.        |
|    | 64 | Kevin Pamphile, So., 6-5, 290, Miami, Fla.          |
| C  | 76 | Rick Schmeig, Jr., 6-3, 320, Cincinnati, Ohio       |
|    | 59 | Cody Davis, So., 6-5, 286, Spring, Texas            |
| RG | 62 | Nick Mondek, Sr., 6-5, 307, Naperville, Ill.        |
|    | 63 | James Shepherd, 5th., 6-7, 315, Crofton, Ky.        |
| RT | 78 | Trevor Foy, So., 6-7, 287, Louisville, Ky.          |
|    | 51 | Justin Kitchens, So., 6-4, 275, Warner Robins, Ga.  |
| TE | 86 | Gabe Holmes, So., 6-5, 247, Mirimar, Fla.           |
|    | 82 | Crosby Wright, Jr., 6-3, 248, Carbondale, Ill.      |
| WR | 2  | Justin Siller, 5th, 6-4, 215, Detroit, Mich.        |
|    | 3  | Waynelle Gravesande, 5th, 6-0, 192, Irvington, N.J. |
| or | 12 | Tommie Thomas, Jr., 6-1, 195, Robbins, Ill.         |
| QB | 19 | Caleb TerBush, Jr., 6-5, 225, Metamora, Ill.        |
|    | 9  | Robert Marve, 5th, 6-1, 211, Tampa, Fla.            |
| RB | 24 | Akeem Shavers, Jr., 5-11, 203, Texarkana, Texas     |
|    | 11 | Akeem Hunt, Fr., 5-9, 175, Covington, Ga.           |

### Defense

|    |    |   |
|----|----|---|
| DE | 2  | Gerald Gooden, 5th, 6-4, 235, Hooks, Texas          |
|    | 49 | Adam Brockman, 5th, 6-3, 265, Lebanon, Ind.         |
| NG | 93 | Kawann Short, Jr., 6-3, 310, East Chicago, Ind.     |
|    | 55 | Brandon Taylor, So., 6-1, 280, Aventura, Fla.       |
| DT | 90 | Bruce Gaston, So., 6-2, 303, Chicago, Ill.          |
|    | 55 | Brandon Taylor, So., 6-1, 280, Aventura, Fla..      |
| DE | 99 | Ryan Russell, R-Fr., 6-5, 264, Carrollton, Texas    |
|    | 89 | Jalani Phillips, Fr., 6-4, 255, Warner Robbins, Ga. |
| LB | 30 | Joe Holland, 5th, 6-1, 229, Indianapolis, Ind.      |
|    | 18 | Nnamdi Ezenwa, Jr., 6-2, 225, Acworth, Ga.          |
| LB | 3  | Dwayne Beckford, Jr., 6-1, 228, Irvington, N.J.     |
|    | 47 | Chris Carlino, Sr., 6-2, 226, Fishers, Ind.         |
| LB | 45 | Will Lucas, So., 5-11, 226, Lakeland, Fla.          |
|    | 39 | Joe Gilliam, R-Fr. 6-1, 211, Indianapolis, Ind.     |
| CB | 21 | Ricardo Allen, So., 5-9, 176, Daytona Beach, Fla.   |
|    | 15 | Charlton Williams, 5th, 6-2, 197, Tamarac, Fla.     |
| SS | 35 | Logan Link, 5th, 6-1, 208, West Liberty, Ohio       |
|    | 44 | Landon Feichter, R-Fr., 6-0, 178, Fort Wayne, Ind.  |
| FS | 32 | Albert Evans, Sr., 6-0, 208, Gary, Ind.             |
|    | 34 | Max Charlot, Jr., 6-0, 190, Corona, Calif.          |
| CB | 28 | Josh Johnson, Jr., 5-11, 195, Dade City, Fla.       |
|    | 1  | Normondo Harris, So., 6-0, 180, Miami, Fla.         |

### Specialists

|                 |    |   |
|-----------------|----|---|
| Punter          | 42 | Cody Webster, So., 6-1, 205, Harrisburg, Pa.            |
|                 | 37 | Carson Wiggs, Sr., 6-0, 192, Grand Prairie, Texas       |
| Placekicker     | 37 | Carson Wiggs, Sr., 6-0, 192, Grand Prairie, Texas       |
|                 | 36 | Robert Harris, So., 6-0, 205, Columbia, Tenn.           |
| or              | 43 | Sam McCartney, Fr., 6-4, 183, West Lafayette, Ind.      |
| Kickoffs        | 37 | Carson Wiggs, Sr., 6-0, 192, Grand Prairie, Texas       |
|                 | 36 | Robert Harris, So., 6-0, 205, Columbia, Tenn.           |
| or              | 43 | Sam McCartney, Fr., 6-4, 183, West Lafayette, Ind.      |
| Long Snapper    | 50 | Jesse Schmitt, R-Fr., 6-2, 225, Louisville, Ky. (Punts) |
| or              | 46 | Kevin Ballinger, 5th, 6-3, 182, Bluffton, Ind. (FG/PAT) |
| Holder          | 42 | Cody Webster, So., 6-1, 205, Harrisburg, Pa.            |
|                 | 83 | Kurt Lichtenberg, 5th, 6-1, 185, Warrenville, Ill.      |
| Kickoff Returns | 8  | Raheem Mostert, Fr., 5-11, 180, New Smyrna Beach, Fla.  |
|                 | 11 | Akeem Hunt, Fr., 5-9, 175, Covington, Ga.               |
| Punt Returns    | 3  | Waynelle Gravesande, 5th, 6-0, 192, Irvington, N.J.     |
|                 | 21 | Ricardo Allen, So., 5-9, 176, Daytona Beach, Fla.       |

**Little Caesars Pizza Bowl**  
**2011 Numerical Roster**

| No. | Name                   | Cl.   | Pos. | Ht.  | Wt. | Hometown (High School/Previous College)              |
|-----|------------------------|-------|------|------|-----|--|
| 1   | * Normondo Harris      | So.   | CB   | 6-0  | 180 | Miami, Fla. (Monsignor Pace)                         |
| 2   | *** Gerald Gooden      | 5th   | DE   | 6-4  | 235 | Hooks, Texas (Hooks)                                 |
| 2   | ** Justin Siller       | 5th   | WR   | 6-3  | 215 | Detroit, Mich. (Saint Mary's)                        |
| 3   | ** Dwayne Beckford     | Jr.   | LB   | 6-1  | 228 | Irvington, N.J. (Irvington)                          |
| 3   | ** Waynelle Gravesande | 5th   | WR   | 6-0  | 192 | Irvington, N.J. (Irvington)                          |
| 4   | Taylor Richards        | Fr.   | DB   | 5-10 | 180 | Lake Mary, Fla. (Lake Mary)                          |
| 4   | * O.J. Ross            | So.   | WR   | 5-10 | 192 | Ormond Beach, Fla. (Mainland)                        |
| 5   | ** Antwon Higgs        | Jr.   | LB   | 6-3  | 252 | Pompano Beach, Fla. (Pompano Beach)                  |
| 6   | * Gary Bush            | So.   | WR   | 6-0  | 175 | Miami, Fla. (Christopher Columbus)                   |
| 6   | Frankie Williams       | Fr.   | DB   | 5-9  | 180 | Tampa, Fla. (Robinson)                               |
| 7   | E.J. Johnson           | R-Fr. | S    | 6-1  | 178 | Cocoa, Fla. (Cocoa)                                  |
| 8   | Raheem Mostert         | Fr.   | WR   | 5-11 | 180 | New Smyrna Beach, Fla. (New Smyrna Beach)            |
| 9   | *Robert Marve          | 5th   | QB   | 6-1  | 212 | Tampa, Fla. (University of Miami)                    |
| 10  | * Sean Robinson        | So.   | QB   | 6-3  | 210 | Springfield, Ill. (Rochester)                        |
| 11  | *** DeVarro Greaves    | 5th   | LB   | 6-2  | 220 | Folkston, Ga. (Charlton County)                      |
| 11  | Akeem Hunt             | Fr.   | RB   | 5-9  | 175 | Covington, Ga. (Newton)                              |
| 12  | * Tommie Thomas        | Jr.   | WR   | 6-1  | 195 | Robbins, Ill. (Richards)                             |
| 13  | * Antavian Edison      | Jr.   | WR   | 5-11 | 175 | Fort Myers, Fla. (Dunbar)                            |
| 14  | Spencer Dawson         | Sr.   | QB   | 6-2  | 205 | LaFontaine, Ind. (Southwood)                         |
| 15  | * Rob Henry (c)        | So.   | QB   | 6-2  | 200 | Ocala, Fla. (Trinity Catholic)                       |
| 15  | ** Charlton Williams   | 5th   | CB   | 6-2  | 197 | Tamarac, Fla. (Coral Glades)                         |
| 16  | Dolapo Macarthy        | Fr.   | WR   | 6-5  | 220 | Merrillville, Ind. (Warren Central/Hargrave Academy) |
| 17  | Austin Parker          | Fr.   | QB   | 5-11 | 194 | Fort Wayne, Ind. (Mount Vernon)                      |
| 17  | Charles Torwudzo       | R-Fr. | WR   | 6-4  | 214 | Brownsburg, Ind. (Brownsburg)                        |
| 18  | * Nnamdi Ezenwa        | Jr.   | LB   | 6-2  | 225 | Acworth, Ga. (North Cobb)                            |
| 19  | Caleb TerBush          | Jr.   | QB   | 6-5  | 225 | Metamora, Ill. (Metamora Township)                   |
| 20  | * Gavin Roberts        | Jr.   | RB   | 6-0  | 210 | Somerset, N.J. (Franklin)                            |
| 21  | * Ricardo Allen        | So.   | CB   | 5-9  | 176 | Daytona Beach, Fla. (Mainland)                       |
| 22  | * Ishmael Aristide     | So.   | S    | 5-11 | 199 | Orlando, Fla. (Maynard Evans)                        |
| 23  | ** Ralph Bolden        | Jr.   | RB   | 5-9  | 190 | Folkston, Ga. (Charlton County)                      |
| 24  | Akeem Shavers          | Jr.   | RB   | 5-11 | 203 | Texarkana, Texas (Tyler JC)                          |
| 25  | Brandon Cottom         | Fr.   | RB   | 6-4  | 255 | Newton, Pa. (Council Rock North)                     |
| 26  | Antoine Lewis          | R-Fr. | CB   | 5-10 | 182 | Broadview, Ill. (Proviso East)                       |
| 27  | * T.J. Barbarette      | Jr.   | WR   | 5-6  | 165 | Mount Vernon, Ind. (Mount Vernon)                    |
| 28  | ** Josh Johnson        | Jr.   | CB   | 5-11 | 195 | Dade City, Fla. (Pasco)                              |
| 29  | Doug Gentry            | Fr.   | RB   | 6-0  | 190 | Mexia, Texas (Mexia)                                 |
| 29  | ** Chris Quinn         | Jr.   | S    | 5-11 | 191 | Miami, Fla. (Miami Southwest)                        |
| 30  | *** Joe Holland (c)    | 5th   | LB   | 6-1  | 229 | Indianapolis, Ind. (Bishop Chatard)                  |
| 31  | Armstead Williams      | Fr.   | LB   | 6-3  | 210 | Monroeville, Pa. (Gateway)                           |
| 32  | *** Albert Evans       | Sr.   | S    | 6-0  | 208 | Gary, Ind. (Portage)                                 |
| 33  | * Reggie Pegram        | So.   | RB   | 5-10 | 215 | Terrell, Texas (James Madison)                       |
| 34  | * Max Charlot          | Jr.   | S    | 6-0  | 190 | Corona, Calif. (Fullerton College)                   |
| 35  | ** Logan Link          | 5th   | S    | 6-1  | 208 | West Liberty, Ohio (West Liberty-Salem)              |
| 36  | Robert Harris          | So.   | K    | 6-0  | 205 | Columbia, Tenn. (Columbia Central)                   |
| 36  | * Zack Heiniger        | Jr.   | LB   | 5-11 | 207 | Fishers, Ind. (Hamilton Southeastern)                |
| 37  | *** Carson Wiggs (c)   | Sr.   | K-P  | 6-0  | 192 | Grand Prairie, Texas (South Grand Prairie)           |
| 38  | Mike Lee               | R-Fr. | LB   | 6-2  | 220 | North Braddock, Pa. (Woodland Hills)                 |
| 39  | Joe Gilliam            | So.   | LB   | 6-1  | 211 | Indianapolis, Ind. (Southport)                       |
| 39  | Devin Hill             | Fr.   | RB   | 5-10 | 228 | Columbus, Ohio (Northland)                           |
| 40  | * Derek Jackson        | Jr.   | FB   | 6-1  | 227 | Glen Allen, Va. (Deep Run)                           |
| 40  | Collin Link            | R-Fr. | LB   | 6-1  | 200 | West Liberty, Ohio (West Liberty-Salem)              |
| 41  | Sean Collins           | So.   | CB   | 5-7  | 172 | Indianapolis, Ind. (Cathedral)                       |
| 42  | * Cody Webster         | So.   | P    | 6-1  | 205 | Harrisburg, Pa. (Central Dauphin East)               |
| 43  | Sam McCartney          | Fr.   | K    | 6-4  | 183 | West Lafayette, Ind. (West Lafayette)                |
| 44  | Landon Feichter        | R-Fr. | S    | 6-0  | 178 | Fort Wayne, Ind. (Bishop Dwenger)                    |
| 45  | * Will Lucas           | So.   | LB   | 5-11 | 226 | Lakeland, Fla. (Lakeland)                            |
| 46  | Kevin Ballinger        | 5th   | LS   | 6-3  | 182 | Bluffton, Ind. (Bluffton)                            |
| 46  | Kurt Freytag           | So.   | FB   | 6-2  | 225 | Carmel, Ind. (Carmel)                                |
| 47  | *** Chris Carlino (c)  | Sr.   | LB   | 6-2  | 226 | Fishers, Ind. (Hamilton Southeastern)                |
| 48  | ** Jared Crank         | 5th   | FB   | 6-2  | 238 | Richardson, Texas (American Heritage)                |
| 49  | ** Adam Brockman       | 5th   | DE   | 6-3  | 265 | Lebanon, Ind. (Eastern Michigan University)          |
| 50  | Jesse Schmitt          | R-Fr. | LS   | 6-2  | 236 | Louisville, Ky. (Trinity)                            |
| 51  | * Justin Kitchens      | So.   | OT   | 6-4  | 275 | Warner Robins, Ga. (Houston County)                  |

## Little Caesars Pizza Bowl

# 2011 Numerical Roster

| No. | Name                 | Cl.   | Pos.  | Ht. | Wt. | Hometown (High School/Previous College)                    |
|-----|----------------------|-------|-------|-----|-----|--|
| 52  | Henry Lorenzen       | So.   | C     | 6-2 | 298 | Wilsonville, Ontario (Fork Union [Va.] Military Academy)   |
| 53  | * Dan Barry          | 5th   | OG    | 6-2 | 303 | Mentor, Ohio (Lake Catholic)                               |
| 54  | Jack De Boef         | R-Fr. | OT    | 6-7 | 284 | Penn Furnace, Pa. (State College)                          |
| 55  | * Brandon Taylor     | So.   | DT    | 6-1 | 280 | Aventura, Fla. (Dr. Krop)                                  |
| 56  | * Eric McDaniel      | So.   | OG    | 6-2 | 285 | Calhoun, Ga. (Calhoun)                                     |
| 57  | Kaulana Judd         | Jr.   | LB    | 6-3 | 223 | Waemia, Hawaii (Fullerton College)                         |
| 58  | ** Robert Maci       | Jr.   | DE    | 6-4 | 241 | Fishers, Ind. (Cathedral)                                  |
| 59  | Cody Davis           | So.   | C     | 6-5 | 286 | Spring, Texas (Klein Oak)                                  |
| 60  | * Brad Niemeier      | Sr.   | DT    | 6-1 | 277 | Evansville, Ind. (Mater Dei)                               |
| 61  | * Ryan Isaac         | So.   | DT    | 6-5 | 266 | Michigan City, Ind. (Michigan City)                        |
| 62  | *** Nick Mondek      | 5th   | OT    | 6-5 | 307 | Naperville, Ill. (Naperville Central)                      |
| 63  | ** James Shepherd    | 5th   | OG    | 6-7 | 315 | Crofton, Ky. (Christian County)                            |
| 64  | * Kevin Pamphile     | So.   | OT/OG | 6-5 | 290 | Miami, Fla. (Miami Central)                                |
| 65  | ** Austen Moret      | 5th   | C     | 6-2 | 298 | Whitefish Bay, Wis. (Whitefish Bay)                        |
| 67  | ** Peters Drey       | Jr.   | C     | 6-6 | 310 | Mobile, Ala. (McGill Toolen)                               |
| 68  | *** Dennis Kelly (c) | Sr.   | OT    | 6-8 | 306 | Chicago Heights, Ill. (Marian Catholic)                    |
| 70  | * LaSalle Cooks      | Jr.   | DT    | 6-3 | 271 | Orlando, Fla. (Pine Castle Christian Academy)              |
| 73  | *** Ken Plue         | Sr.   | OG    | 6-7 | 366 | Rensselaer, N.Y. (Milford Academy)                         |
| 74  | Connor Snapp         | So.   | OG    | 6-7 | 324 | Valparaiso, Ind. (Valparaiso)                              |
| 75  | Josh Davis           | R-Fr. | OT    | 6-5 | 294 | Plain City, Ohio (Jonathan Alder)                          |
| 76  | ** Rick Schmeig      | Jr.   | OG    | 6-3 | 320 | Cincinnati, Ohio (Oak Hills)                               |
| 77  | Matt Huene           | Fr.   | OT    | 6-5 | 258 | Mount Prospect, Ill. (United State Air Force Academy Prep) |
| 78  | * Trevor Foy         | So.   | OT    | 6-7 | 287 | Louisville, Ky. (Saint Xavier)                             |
| 80  | Zack Sigman          | Jr.   | WR    | 6-1 | 185 | Montmorenci, Ind. (Benton Central)                         |
| 81  | Sterling Carter      | Jr.   | TE    | 6-5 | 233 | Torrance, Calif. (Los Angeles Harbor CC)                   |
| 82  | * Crosby Wright      | Jr.   | TE    | 6-3 | 248 | Carbondale, Ill. (Carbondale Community)                    |
| 83  | ** Kurt Lichtenberg  | 5th   | WR    | 6-1 | 185 | Warrenville, Ill. (Wheaton Warrenville)                    |
| 84  | * Eric Mebane        | Jr.   | DE    | 6-3 | 211 | Grand Prairie, Texas (Bowie)                               |
| 84  | Justin Sinz          | R-Fr. | TE    | 6-4 | 251 | Edgar, Wis. (Edgar)  |
| 85  | Robert Kugler        | Fr.   | TE    | 6-3 | 244 | Pittsburgh, Pa. (North Allegheny)                          |
| 86  | * Gabe Holmes        | So.   | TE    | 6-5 | 247 | Miramar, Fla. (Saint Thomas Aquinas)                       |
| 87  | Shane Mikesky        | Fr.   | WR    | 6-4 | 197 | Zionsville, Ind. (Zionsville)                              |
| 88  | Patrick Bade         | So.   | TE    | 6-7 | 227 | Indianapolis, Ind. (Franklin Central)                      |
| 89  | Jalani Phillips      | Fr.   | DE    | 6-4 | 255 | Warner Robbins, Ga. (Houston County)                       |
| 90  | * Bruce Gaston       | So.   | DT    | 6-2 | 303 | Chicago, Ill. (St. Rita)                                   |
| 93  | ** Kawann Short (c)  | Jr.   | DT    | 6-3 | 310 | East Chicago, Ind. (Central)                               |
| 96  | Alan Chase           | Fr.   | LB    | 6-3 | 210 | San Jose, Calif. (Valley Christian)                        |
| 97  | Michael Rouse III    | Fr.   | DT    | 6-4 | 305 | Flossmoor, Ill. (Homewood Flossmoor)                       |
| 99  | Ryan Russell         | R-Fr. | DE    | 6-5 | 264 | Carrollton, Texas (Creekview)                              |

\* denotes letters earned.

Cl. denotes athletic eligibility.

(c) denotes captain.

**Head Coach:** Danny Hope

**Assistant Coaches:** Gary Emanuel (defensive coordinator/defensive line), J.B. Gibboney (special teams coordinator),

Gary Nord (offensive coordinator/quarterbacks), Lou Anarumo (defensive backs), Shawn Clark (offensive line), Phil Elmassian (linebackers),

Patrick Higgins (wide receivers), Cornell Jackson (running backs), Donn Landholm (outside linebackers)

**Director of Player Personnel:** Paul Gonnella

**Supervisor of Football Operations:** Casey Nuss

**Graduate Assistant Coaches:** Jules Montinar, Kyle Smith / **Quality Control Graduate Assistants:** Josh Dye, Pete Nochtka

**Student Assistants:** Colton McKey

**Director of Sports Performance:** Duane Carlisle

**Director of Sports Medicine:** Denny Miller / **Assistant Athletic Trainers:** Kara Kessons, Casey Kohr, Sal Vallejo

**Team Physicians:** Dr. Greg Rowdon, Dr. Alayne Sundstrom

**Equipment Manager:** Mike Shandrick / **Assistant Equipment Manager:** Barry Boyd

**Associate Athletics Director — Communications:** Tom Schott / **Primary FB Contact:** Matt Rector / **Secondary FB Contact:** Tanner Lipsett

**Sports Video Specialist:** Ryan Dale / **Sports Video Assistant:** John Sells

**Academic Support Services Advisors:** Seth Schwartz, Griff Watson

**Sports Turf and Maintenance Superintendent:** Al Capitos

**Secretaries:** Kristy Brewer, Shardae Flournoy, Foxy LaFon

# Little Caesars Pizza Bowl

## 2011 Schedule/Game Results

## 2011 Individual Statistics

| Date     | Opponent              | Score | Overall | Conference | Time | Attend  |
|----------|-----------------------|-------|---------|------------|------|---------|
| Sept. 3  | Middle Tennessee, W   | 27-24 | 1-0     | 0-0        | 3:39 | 42,110  |
| Sept. 10 | at Rice, L            | 22-24 | 1-1     | 0-0        | 3:25 | 25,317  |
| Sept. 17 | Southeast Missouri, W | 59-0  | 2-1     | 0-0        | 3:02 | 46,116  |
| Oct. 1   | Notre Dame, L         | 10-38 | 2-2     | 0-0        | 3:21 | 61,555  |
| *Oct. 8  | Minnesota, W          | 45-17 | 3-2     | 1-0        | 3:05 | 38,207  |
| *Oct. 15 | at Penn State, L      | 18-23 | 3-3     | 1-1        | 3:19 | 100,820 |
| *Oct. 22 | #23 Illinois, W       | 21-14 | 4-3     | 2-1        | 3:05 | 45,146  |
| *Oct. 29 | at #17 Michigan, L    | 14-36 | 4-4     | 2-2        | 3:04 | 112,115 |
| *Nov. 5  | at #19 Wisconsin, L   | 17-62 | 4-5     | 2-3        | 3:21 | 80,566  |
| *Nov. 12 | Ohio State, W OT      | 26-23 | 5-5     | 3-3        | 3:31 | 43,334  |
| *Nov. 19 | Iowa, L               | 21-31 | 5-6     | 3-4        | 3:17 | 40,106  |
| *Nov. 26 | at Indiana, W         | 33-25 | 6-6     | 4-4        | 3:25 | 42,005  |
| Dec. 27  | Western Michigan      |       |         |            |      |         |

\* denotes Big Ten Conference game.

| RUSHING         | GP | Att | Gain | Loss | Net  | Avg  | TD | Lng | Avg/G |
|-----------------|----|-----|------|------|------|------|----|-----|-------|
| Bolden, Ralph   | 12 | 148 | 710  | 36   | 674  | 4.6  | 6  | 39  | 56.2  |
| Shavers, Akeem  | 11 | 89  | 385  | 15   | 370  | 4.2  | 6  | 43  | 33.6  |
| Hunt, Akeem     | 11 | 29  | 261  | 12   | 249  | 8.6  | 2  | 50  | 22.6  |
| TerBush, Caleb  | 12 | 80  | 331  | 105  | 226  | 2.8  | 1  | 41  | 18.8  |
| Edison, A.      | 12 | 27  | 132  | 8    | 124  | 4.6  | 2  | 15  | 10.3  |
| Mostert, Raheem | 11 | 13  | 105  | 0    | 105  | 8.1  | 2  | 25  | 9.5   |
| Crank, Jared    | 10 | 26  | 94   | 6    | 88   | 3.4  | 0  | 14  | 8.8   |
| Pegram, Reggie  | 12 | 17  | 86   | 1    | 85   | 5.0  | 0  | 17  | 7.1   |
| Cottom, B.      | 11 | 8   | 70   | 0    | 70   | 8.8  | 0  | 27  | 6.4   |
| Marve, Robert   | 9  | 24  | 88   | 32   | 56   | 2.3  | 1  | 13  | 6.2   |
| Siller, Justin  | 12 | 10  | 32   | 5    | 27   | 2.7  | 1  | 9   | 2.2   |
| Ross, O.J.      | 12 | 3   | 24   | 4    | 20   | 6.7  | 0  | 20  | 1.7   |
| Gravesande, W.  | 12 | 1   | 4    | 0    | 4    | 4.0  | 0  | 4   | 0.3   |
| Bush, Gary      | 12 | 1   | 2    | 0    | 2    | 2.0  | 0  | 2   | 0.2   |
| Freytag, Kurt   | 4  | 1   | 0    | 0    | 0    | 0.0  | 0  | 0   | 0.0   |
| Robinson, Sean  | 1  | 1   | 0    | 2    | -2   | -2.0 | 0  | 0   | -2.0  |
| TEAM            | 8  | 1   | 0    | 2    | -2   | -2.0 | 0  | 0   | -0.2  |
| Total.....      | 12 | 479 | 2324 | 228  | 2096 | 4.4  | 21 | 50  | 174.7 |
| Opponents.....  | 12 | 508 | 2550 | 322  | 2228 | 4.4  | 24 | 59  | 185.7 |

## 2011 Team Statistics

| TEAM STATISTICS         | PUR         | OPP         |
|-------------------------|-------------|-------------|
| SCORING                 | 313         | 317         |
| Points Per Game         | 26.1        | 26.4        |
| FIRST DOWNS             | 244         | 255         |
| Rushing                 | 113         | 118         |
| Passing                 | 116         | 115         |
| Penalty                 | 15          | 22          |
| RUSHING YARDAGE         | 2096        | 2228        |
| Yards gained rushing    | 2324        | 2550        |
| Yards lost rushing      | 228         | 322         |
| Rushing Attempts        | 479         | 508         |
| Average Per Rush        | 4.4         | 4.4         |
| Average Per Game        | 174.7       | 185.7       |
| TDs Rushing             | 21          | 24          |
| PASSING YARDAGE         | 2361        | 2434        |
| Comp-Att-Int            | 218-370-11  | 201-343-8   |
| Average Per Pass        | 6.4         | 7.1         |
| Average Per Catch       | 10.8        | 12.1        |
| Average Per Game        | 196.8       | 202.8       |
| TDs Passing             | 15          | 14          |
| TOTAL OFFENSE           | 4457        | 4662        |
| Total Plays             | 849         | 851         |
| Average Per Play        | 5.2         | 5.5         |
| Average Per Game        | 371.4       | 388.5       |
| KICK RETURNS: #-Yards   | 41-1126     | 40-995      |
| PUNT RETURNS: #-Yards   | 23-136      | 20-124      |
| INT RETURNS: #-Yards    | 8-93        | 11-99       |
| KICK RETURN AVERAGE     | 27.5        | 24.9        |
| PUNT RETURN AVERAGE     | 5.9         | 6.2         |
| INT RETURN AVERAGE      | 11.6        | 9.0         |
| FUMBLES-LOST            | 14-5        | 17-6        |
| PENALTIES-Yards         | 87-728      | 68-612      |
| Average Per Game        | 60.7        | 51.0        |
| PUNTS-Yards             | 65-2620     | 65-2574     |
| Average Per Punt        | 40.3        | 39.6        |
| Net punt average        | 38.1        | 36.6        |
| TIME OF POSSESSION/Game | 28:45       | 31:15       |
| 3RD-DOWN Conversions    | 75/180      | 70/173      |
| 3rd-Down Pct            | 42%         | 40%         |
| 4TH-DOWN Conversions    | 4/9         | 10/16       |
| 4th-Down Pct            | 44%         | 62%         |
| SACKS BY-Yards          | 21-139      | 27-121      |
| MISC YARDS              | 5           | 0           |
| TOUCHDOWNS SCORED       | 38          | 39          |
| FIELD GOALS-ATTEMPTS    | 16-21       | 14-20       |
| ON-SIDE KICKS           | 0-0         | 0-1         |
| RED-ZONE SCORES         | (40-47) 85% | (37-42) 88% |
| RED-ZONE TOUCHDOWNS     | (30-47) 64% | (27-42) 64% |
| PAT-ATTEMPTS            | (35-36) 97% | (37-38) 97% |
| ATTENDANCE              | 316574      | 360823      |
| Games/Avg Per Game      | 7/45225     | 5/72165     |
| Neutral Site Games      |             | 0/0         |

| PASSING        | G  | Effic  | Cmp-Att-Int | Pct  | Yds  | TD | Lng | Avg/G |
|----------------|----|--------|-------------|------|------|----|-----|-------|
| TerBush, Caleb | 12 | 129.60 | 163-264-6   | 61.7 | 1804 | 12 | 50  | 150.3 |
| Marve, Robert  | 9  | 99.69  | 55-102-5    | 53.9 | 557  | 3  | 33  | 61.9  |
| Robinson, Sean | 1  | 0.00   | 0-2-0       | 0.0  | 0    | 0  | 0   | 0.0   |
| Thomas, Tommie | 10 | 0.00   | 0-1-0       | 0.0  | 0    | 0  | 0   | 0.0   |
| TEAM           | 8  | 0.00   | 0-1-0       | 0.0  | 0    | 0  | 0   | 0.0   |
| Total.....     | 12 | 119.95 | 218-370-11  | 58.9 | 2361 | 15 | 50  | 196.8 |
| Opponents..... | 12 | 127.01 | 201-343-8   | 58.6 | 2434 | 14 | 66  | 202.8 |

| RECEIVING      | G  | No. | Yds  | Avg  | TD | Long | Avg/G |
|----------------|----|-----|------|------|----|------|-------|
| Siller, Justin | 12 | 45  | 430  | 9.6  | 1  | 50   | 35.8  |
| Edison, A.     | 12 | 43  | 561  | 13.0 | 3  | 35   | 46.8  |
| Ross, O.J.     | 12 | 33  | 356  | 10.8 | 3  | 28   | 29.7  |
| Bush, Gary     | 12 | 23  | 220  | 9.6  | 2  | 48   | 18.3  |
| Gravesande, W. | 12 | 18  | 177  | 9.8  | 0  | 21   | 14.8  |
| Wright, Crosby | 12 | 16  | 223  | 13.9 | 2  | 30   | 18.6  |
| Bolden, Ralph  | 12 | 13  | 129  | 9.9  | 0  | 33   | 10.8  |
| Holmes, Gabe   | 10 | 11  | 133  | 12.1 | 1  | 23   | 13.3  |
| Shavers, Akeem | 11 | 5   | 58   | 11.6 | 1  | 15   | 5.3   |
| Pegram, Reggie | 12 | 5   | 39   | 7.8  | 0  | 20   | 3.2   |
| Sinz, Justin   | 12 | 3   | 25   | 8.3  | 0  | 9    | 2.1   |
| Crank, Jared   | 10 | 2   | 6    | 3.0  | 2  | 4    | 0.6   |
| Hunt, Akeem    | 11 | 1   | 4    | 4.0  | 0  | 4    | 0.4   |
| Total.....     | 12 | 218 | 2361 | 10.8 | 15 | 50   | 196.8 |
| Opponents..... | 12 | 201 | 2434 | 12.1 | 14 | 66   | 202.8 |

| PUNT RETURNS   | No. | Yds | Avg | TD | Long |
|----------------|-----|-----|-----|----|------|
| Gravesande, W. | 22  | 129 | 5.9 | 0  | 31   |
| Allen, Ricardo | 1   | 7   | 7.0 | 0  | 6    |
| Total.....     | 23  | 136 | 5.9 | 0  | 31   |
| Opponents..... | 20  | 124 | 6.2 | 0  | 33   |

| KICK RETURNS    | No. | Yds  | Avg  | TD | Long |
|-----------------|-----|------|------|----|------|
| Mostert, Raheem | 23  | 713  | 31.0 | 0  | 81   |
| Ross, O.J.      | 9   | 202  | 22.4 | 0  | 41   |
| Hunt, Akeem     | 6   | 161  | 26.8 | 0  | 42   |
| Barbarett, T.   | 2   | 47   | 23.5 | 0  | 26   |
| Cottom, B.      | 1   | 3    | 3.0  | 0  | 0    |
| Total.....      | 41  | 1126 | 27.5 | 0  | 81   |
| Opponents.....  | 40  | 995  | 24.9 | 1  | 92   |

### Score By Quarter

|           | 1st | 2nd | 3rd | 4th | OT | Total |
|-----------|-----|-----|-----|-----|----|-------|
| Purdue    | 102 | 102 | 29  | 74  | 6  | 313   |
| Opponents | 80  | 90  | 69  | 75  | 3  | 317   |

**Little Caesars Pizza Bowl**

**2011 Individual Statistics**

**2011 Individual Statistics**

| INTERCEPTIONS  | No. | Yds | Avg  | TD | Long |
|----------------|-----|-----|------|----|------|
| Allen, Ricardo | 3   | 37  | 12.3 | 1  | 37   |
| Johnson, Josh  | 2   | 0   | 0.0  | 0  | 0    |
| Beckford, D.   | 1   | 1   | 1.0  | 0  | 1    |
| Evans, Albert  | 1   | 55  | 55.0 | 0  | 55   |
| Holland, Joe   | 1   | 0   | 0.0  | 0  | 0    |
| Total.....     | 8   | 93  | 11.6 | 1  | 55   |
| Opponents..... | 11  | 99  | 9.0  | 0  | 34   |

| FUMBLE RETURNS  | No. | Yds | Avg  | TD | Long |
|-----------------|-----|-----|------|----|------|
| Taylor, Brandon | 0   | 0   | 0.0  | 1  | 0    |
| Total.....      | 0   | 0   | 0.0  | 1  | 0    |
| Opponents.....  | 1   | 24  | 24.0 | 0  | 24   |

| SCORING         | TD | FGs   | PATs  |      |     |      |   | DXP | Saf | Points |
|-----------------|----|-------|-------|------|-----|------|---|-----|-----|--------|
|                 |    |       | Kick  | Rush | Rcv | Pass |   |     |     |        |
| Wiggs, Carson   | 0  | 16-21 | 35-36 | 0-0  | 0   | 0-0  | 0 | 0   | 83  |        |
| Shavers, Akeem  | 7  | 0-0   | 0-0   | 0-0  | 0   | 0-0  | 0 | 0   | 42  |        |
| Bolden, Ralph   | 6  | 0-0   | 0-0   | 0-0  | 0   | 0-0  | 0 | 0   | 36  |        |
| Edison, A.      | 5  | 0-0   | 0-0   | 0-0  | 0   | 0-0  | 0 | 0   | 30  |        |
| Ross, O.J.      | 3  | 0-0   | 0-0   | 0-0  | 0   | 0-0  | 0 | 0   | 18  |        |
| Hunt, Akeem     | 2  | 0-0   | 0-0   | 0-0  | 0   | 0-0  | 0 | 0   | 12  |        |
| Bush, Gary      | 2  | 0-0   | 0-0   | 0-0  | 0   | 0-0  | 0 | 0   | 12  |        |
| Wright, Crosby  | 2  | 0-0   | 0-0   | 0-0  | 0   | 0-0  | 0 | 0   | 12  |        |
| Siller, Justin  | 2  | 0-0   | 0-0   | 0-0  | 0   | 0-0  | 0 | 0   | 12  |        |
| Crank, Jared    | 2  | 0-0   | 0-0   | 0-0  | 0   | 0-0  | 0 | 0   | 12  |        |
| Mostert, Raheem | 2  | 0-0   | 0-0   | 0-0  | 0   | 0-0  | 0 | 0   | 12  |        |
| Taylor, Brandon | 1  | 0-0   | 0-0   | 0-0  | 0   | 0-0  | 0 | 0   | 6   |        |
| Marve, Robert   | 1  | 0-0   | 0-0   | 0-0  | 0   | 0-0  | 0 | 0   | 6   |        |
| TerBush, Caleb  | 1  | 0-0   | 0-0   | 0-1  | 0   | 0-0  | 0 | 0   | 6   |        |
| Holmes, Gabe    | 1  | 0-0   | 0-0   | 0-0  | 0   | 0-0  | 0 | 0   | 6   |        |
| Allen, Ricardo  | 1  | 0-0   | 0-0   | 0-0  | 0   | 0-0  | 0 | 0   | 6   |        |
| TEAM            | 0  | 0-0   | 0-0   | 0-0  | 0   | 0-0  | 0 | 1   | 2   |        |
| Total.....      | 38 | 16-21 | 35-36 | 0-1  | 0   | 0-0  | 0 | 1   | 313 |        |
| Opponents.....  | 39 | 14-20 | 37-38 | 0-0  | 1   | 1-1  | 0 | 1   | 317 |        |

| TOTAL OFFENSE   | G  | Plays | Rush | Pass | Total | Avg/G |
|-----------------|----|-------|------|------|-------|-------|
| TerBush, Caleb  | 12 | 344   | 226  | 1804 | 2030  | 169.2 |
| Bolden, Ralph   | 12 | 148   | 674  | 0    | 674   | 56.2  |
| Marve, Robert   | 9  | 126   | 56   | 557  | 613   | 68.1  |
| Shavers, Akeem  | 11 | 89    | 370  | 0    | 370   | 33.6  |
| Hunt, Akeem     | 11 | 29    | 249  | 0    | 249   | 22.6  |
| Edison, A.      | 12 | 27    | 124  | 0    | 124   | 10.3  |
| Mostert, Raheem | 11 | 13    | 105  | 0    | 105   | 9.5   |
| Crank, Jared    | 10 | 26    | 88   | 0    | 88    | 8.8   |
| Pegram, Reggie  | 12 | 17    | 85   | 0    | 85    | 7.1   |
| Cottom, B.      | 11 | 8     | 70   | 0    | 70    | 6.4   |
| Siller, Justin  | 12 | 10    | 27   | 0    | 27    | 2.2   |
| Ross, O.J.      | 12 | 3     | 20   | 0    | 20    | 1.7   |
| Gravesande, W.  | 12 | 1     | 4    | 0    | 4     | 0.3   |
| Bush, Gary      | 12 | 1     | 2    | 0    | 2     | 0.2   |
| Robinson, Sean  | 1  | 3     | -2   | 0    | -2    | -2.0  |
| TEAM            | 8  | 2     | -2   | 0    | -2    | -0.2  |
| Total.....      | 12 | 849   | 2096 | 2361 | 4457  | 371.4 |
| Opponents.....  | 12 | 851   | 2228 | 2434 | 4662  | 388.5 |

| FIELD GOALS   | FGM-FGA | Pct  | 01-19 | 20-29 | 30-39 | 40-49 | 50-99 | Lg | Blk |
|---------------|---------|------|-------|-------|-------|-------|-------|----|-----|
| Wiggs, Carson | 16-21   | 76.2 | 2-2   | 7-7   | 1-3   | 4-6   | 2-3   | 53 | 1   |

| FG SEQUENCE        | Purdue              | Opponents      |
|--------------------|---------------------|----------------|
| Middle Tennessee   | (50),(47)           | 39,(42),47     |
| Rice               | (28),(27),31        | (33)           |
| Southeast Missouri | (19),38             | -              |
| Notre Dame         | (27),54             | 28,49,(21)     |
| Minnesota          | (53),41             | (47)           |
| Penn State         | 44,(28),(32)        | (29),(40),(29) |
| Illinois           | -                   | -              |
| Michigan           | -                   | (37),(22)      |
| Wisconsin          | (25)                | (52),(29)      |
| Ohio State         | (19),(44)           | 50,(33)        |
| Iowa               | -                   | 34,(38)        |
| Indiana            | (29),(43),(48),(22) | (32)           |

Numbers in (parentheses) indicate field goal was made.

| PUNTING        | No. | Yds  | Avg  | Long | TBFC | I20 | Blkd |
|----------------|-----|------|------|------|------|-----|------|
| Webster, Cody  | 44  | 1904 | 43.3 | 66   | 0    | 6   | 11   |
| Wiggs, Carson  | 21  | 716  | 34.1 | 54   | 1    | 11  | 16   |
| Total.....     | 65  | 2620 | 40.3 | 66   | 1    | 17  | 27   |
| Opponents..... | 65  | 2574 | 39.6 | 69   | 3    | 15  | 23   |

| KICKOFFS       | No. | Yds  | Avg  | TB | OB | Retn | Net  | YdLn |
|----------------|-----|------|------|----|----|------|------|------|
| Wiggs, Carson  | 66  | 4319 | 65.4 | 23 | 2  |      |      |      |
| Total.....     | 66  | 4319 | 65.4 | 23 | 2  | 995  | 43.4 | 26   |
| Opponents..... | 60  | 3717 | 62.0 | 13 | 3  | 1126 | 38.8 | 31   |

| ALL PURPOSE     | G  | Rush | Rec  | PR  | KOR  | IR | Tot  | Avg/G |
|-----------------|----|------|------|-----|------|----|------|-------|
| Mostert, Raheem | 11 | 105  | 0    | 0   | 713  | 0  | 818  | 74.4  |
| Bolden, Ralph   | 12 | 674  | 129  | 0   | 0    | 0  | 803  | 66.9  |
| Edison, A.      | 12 | 124  | 561  | 0   | 0    | 0  | 685  | 57.1  |
| Ross, O.J.      | 12 | 20   | 356  | 0   | 202  | 0  | 578  | 48.2  |
| Siller, Justin  | 12 | 27   | 430  | 0   | 0    | 0  | 457  | 38.1  |
| Shavers, Akeem  | 11 | 370  | 58   | 0   | 0    | 0  | 428  | 38.9  |
| Hunt, Akeem     | 11 | 249  | 4    | 0   | 161  | 0  | 414  | 37.6  |
| Gravesande, W.  | 12 | 4    | 177  | 129 | 0    | 0  | 310  | 25.8  |
| TerBush, Caleb  | 12 | 226  | 0    | 0   | 0    | 0  | 226  | 18.8  |
| Wright, Crosby  | 12 | 0    | 223  | 0   | 0    | 0  | 223  | 18.6  |
| Bush, Gary      | 12 | 2    | 220  | 0   | 0    | 0  | 222  | 18.5  |
| Holmes, Gabe    | 10 | 0    | 133  | 0   | 0    | 0  | 133  | 13.3  |
| Pegram, Reggie  | 12 | 85   | 39   | 0   | 0    | 0  | 124  | 10.3  |
| Crank, Jared    | 10 | 88   | 6    | 0   | 0    | 0  | 94   | 9.4   |
| Cottom, B.      | 11 | 70   | 0    | 0   | 3    | 0  | 73   | 6.6   |
| Marve, Robert   | 9  | 56   | 0    | 0   | 0    | 0  | 56   | 6.2   |
| Evans, Albert   | 12 | 0    | 0    | 0   | 0    | 55 | 55   | 4.6   |
| Barbarette, T.  | 4  | 0    | 0    | 0   | 47   | 0  | 47   | 11.8  |
| Allen, Ricardo  | 12 | 0    | 0    | 7   | 0    | 37 | 44   | 3.7   |
| Sinz, Justin    | 12 | 0    | 25   | 0   | 0    | 0  | 25   | 2.1   |
| Beckford, D.    | 12 | 0    | 0    | 0   | 0    | 1  | 1    | 0.1   |
| TEAM            | 8  | -2   | 0    | 0   | 0    | 0  | -2   | -0.2  |
| Robinson, Sean  | 1  | -2   | 0    | 0   | 0    | 0  | -2   | -2.0  |
| Total.....      | 12 | 2096 | 2361 | 136 | 1126 | 93 | 5812 | 484.3 |
| Opponents.....  | 12 | 2228 | 2434 | 124 | 995  | 99 | 5880 | 490.0 |

## Little Caesars Pizza Bowl 2011 Defensive Statistics

| DEFENSIVE LEADERS  | GP | -----Tackles----- |     |       | TFL/Yds  | --Sacks-- |         | ----Pass Def---- |         | QBH  | ---Fumbles--- |   | Blkd Kick | Saf |
|--------------------|----|-------------------|-----|-------|----------|-----------|---------|------------------|---------|------|---------------|---|-----------|-----|
|                    |    | Solo              | Ast | Total |          | No-Yards  | Int-Yds | BrUp             | Rcv-Yds |      | FF            |   |           |     |
| 3D Beckford, D.    | 12 | 46                | 45  | 91    | 7.0-27   | 3.0-21    | 1-1     | 4                | -       | .    | 1             | . | .         |     |
| 30 Holland, Joe    | 12 | 47                | 38  | 85    | 8.5-32   | 1.5-10    | 1-0     | 5                | .       | .    | .             | . | .         |     |
| 45 Lucas, Will     | 12 | 44                | 31  | 75    | 8.5-16   | 1.0-4     | .       | 1                | -       | 2-0  | 2             | . | .         |     |
| 21 Allen, Ricardo  | 12 | 56                | 17  | 73    | 3.0-6    | .         | 3-37    | 3                | .       | .    | 1             | 1 | .         |     |
| 32 Evans, Albert   | 12 | 49                | 20  | 69    | 2.5-5    | .         | 1-55    | 4                | .       | .    | .             | . | .         |     |
| 28 Johnson, Josh   | 12 | 46                | 16  | 62    | 4.5-24   | .         | 2-0     | 8                | .       | .    | 1             | . | .         |     |
| 35 Link, Logan     | 12 | 29                | 26  | 55    | .        | .         | .       | 1                | .       | .    | .             | . | .         |     |
| 93 Short, Kawann   | 12 | 27                | 26  | 53    | 17.0-53  | 6.5-31    | .       | 1                | .       | 1-0  | 1             | 2 | .         |     |
| 34 Charlot, Max    | 12 | 18                | 20  | 38    | .        | .         | .       | 1                | -       | .    | .             | . | .         |     |
| 2D Gooden, Gerald  | 12 | 13                | 21  | 34    | 8.0-27   | 2.0-14    | .       | .                | -       | .    | .             | . | .         |     |
| 99 Russell, Ryan   | 12 | 17                | 15  | 32    | 4.5-22   | 1.0-9     | .       | .                | .       | 2-0  | 2             | . | .         |     |
| 90 Gaston, Bruce   | 12 | 9                 | 20  | 29    | 7.0-28   | 3.0-22    | .       | 1                | .       | .    | .             | 1 | .         |     |
| 47 Carlino, Chris  | 12 | 14                | 11  | 25    | 1.0-1    | .         | .       | 1                | .       | .    | .             | . | .         |     |
| 1 Harris, N.       | 12 | 15                | 5   | 20    | .        | .         | .       | 1                | .       | .    | .             | . | .         |     |
| 44 Feichter, L.    | 12 | 17                | 2   | 19    | .        | .         | .       | 1                | .       | .    | .             | . | .         |     |
| 55 Taylor, Brandon | 12 | 5                 | 12  | 17    | 2.5-8    | 1.0-7     | .       | .                | .       | 1-0  | .             | . | .         |     |
| 58 Maci, Robert    | 5  | 8                 | 2   | 10    | 4.0-25   | 2.0-21    | .       | .                | .       | .    | 1             | . | .         |     |
| 61 Isaac, Ryan     | 8  | 2                 | 7   | 9     | 1.0-2    | .         | .       | 1                | .       | .    | .             | . | .         |     |
| 39 Gilliam, Joe    | 11 | 3                 | 4   | 7     | .        | .         | .       | .                | .       | .    | .             | . | .         |     |
| 18 Ezenwa, Nnamdi  | 5  | 3                 | 3   | 6     | .        | .         | .       | .                | .       | .    | .             | . | .         |     |
| 11 Greaves, D.     | 5  | 2                 | 3   | 5     | .        | .         | .       | .                | .       | .    | .             | . | .         |     |
| 8 Mostert, Raheem  | 11 | 4                 | 1   | 5     | 1.0-10   | .         | .       | .                | .       | .    | .             | . | .         |     |
| 29 Quinn, Chris    | 11 | 2                 | 2   | 4     | .        | .         | .       | .                | .       | .    | .             | . | .         |     |
| 4D Richards, T.    | 9  | 1                 | 3   | 4     | .        | .         | .       | .                | .       | .    | .             | . | .         |     |
| TM TEAM            | 8  | 4                 | .   | 4     | .        | .         | .       | .                | .       | .    | .             | . | 1         |     |
| 25 Cottom, B.      | 11 | 2                 | 1   | 3     | .        | .         | .       | .                | .       | .    | .             | . | .         |     |
| 15 Williams, C.    | 3  | 1                 | 2   | 3     | .        | .         | .       | .                | .       | .    | .             | . | .         |     |
| 37 Wiggs, Carson   | 12 | 3                 | .   | 3     | .        | .         | .       | .                | .       | .    | .             | . | .         |     |
| 49 Brockman, Adam  | 12 | 1                 | 1   | 2     | .        | .         | .       | .                | .       | .    | .             | . | .         |     |
| 20 Siller, Justin  | 12 | 2                 | .   | 2     | .        | .         | .       | .                | .       | .    | .             | . | .         |     |
| 7 Johnson, E.J.    | 3  | 2                 | .   | 2     | .        | .         | .       | .                | .       | .    | .             | . | .         |     |
| 50 Schmitt, Jesse  | 12 | 1                 | 1   | 2     | .        | .         | .       | .                | .       | .    | .             | . | .         |     |
| 78 Foy, Trevor     | 10 | 1                 | .   | 1     | .        | .         | .       | .                | .       | .    | .             | . | .         |     |
| 89 Phillips, J.    | 4  | 1                 | .   | 1     | .        | .         | .       | .                | .       | .    | .             | . | .         |     |
| 26 Lewis, Antoine  | 6  | 1                 | .   | 1     | .        | .         | .       | .                | .       | .    | .             | . | .         |     |
| 1D Eargle, Mike    | 5  | 1                 | .   | 1     | .        | .         | .       | .                | .       | .    | .             | . | .         |     |
| 38 Lee, Mike       | 1  | .                 | 1   | 1     | .        | .         | .       | .                | .       | .    | .             | . | .         |     |
| 48 Crank, Jared    | 10 | 1                 | .   | 1     | .        | .         | .       | .                | .       | .    | .             | . | .         |     |
| 8D Mebane, Eric    | 2  | 1                 | .   | 1     | .        | .         | .       | .                | .       | .    | .             | . | .         |     |
| 1R Hunt, Akeem     | 11 | .                 | 1   | 1     | .        | .         | .       | .                | .       | .    | .             | . | .         |     |
| 68 Kelly, Dennis   | 12 | 1                 | .   | 1     | .        | .         | .       | .                | .       | .    | .             | . | .         |     |
| 84 Sinz, Justin    | 12 | 1                 | .   | 1     | .        | .         | .       | .                | .       | .    | .             | . | .         |     |
| 42 Webster, Cody   | 12 | 1                 | .   | 1     | .        | .         | .       | .                | .       | .    | .             | . | .         |     |
| 62 Mondek, Nick    | 12 | 1                 | .   | 1     | .        | .         | .       | .                | .       | .    | .             | . | .         |     |
| Total.....         | 12 | 503               | 357 | 860   | 80-286   | 21-139    | 8-93    | 33               | -       | 6-0  | 9             | 4 | 1         |     |
| Opponents.....     | 12 | 527               | 325 | 852   | 83.0-243 | 27-121    | 11-99   | 39               | -       | 5-24 | 10            | 2 | 1         |     |

## Little Caesars Pizza Bowl



# 24

### Game One

**Middle Tennessee**

September 3

Ross-Ade Stadium

West Lafayette, Ind.

Weather: 90 Degrees, Hot

Game Time: 3:38

Attendance: 42,110



# 27



# 22

### Game Two

**Rice**

September 10

Rice Stadium

Houston

Weather: 94 Degrees, Hot

Game Time: 3:25

Attendance: 25,317



# 24

| Team             | 1 | 2 | 3 | 4  | Final |
|------------------|---|---|---|----|-------|
| Middle Tennessee | 7 | 7 | 0 | 10 | 24    |
| Purdue           | 3 | 7 | 0 | 17 | 27    |

**Scoring**

**1st** 8:19 MT Malcolm 26-yard pass from Kilgore (Gendreau kick) [3-22, 1:27]  
5:52 PUR Wiggs 50-yard field goal [8-30, 2:27]

**2nd** 7:32 PUR Crank 2-yard pass from TerBush (Wiggs kick) [12-98, 4:17]  
2:10 MT McDonald 21-yard pass from Kilgore (Gendreau kick) [8-95, 2:40]

**4th** 13:58 MT Gendreau 42-yard field goal [6-12, 1:14]  
11:44 PUR Shavers 30-yard run (Wiggs kick) [7-58, 2:14]  
9:26 MT Cunningham 2-yard run (Gendreau kick) [8-60, 2:18]  
5:57 PUR Wiggs 47-yard field goal [9-39, 3:29]  
0:49 PUR Edison 35-yard pass from TerBush (Wiggs kick) [11-85, 3:04]

| Team   | 1 | 2  | 3 | 4 | Final |
|--------|---|----|---|---|-------|
| Purdue | 7 | 10 | 2 | 3 | 22    |
| Rice   | 3 | 14 | 7 | 0 | 24    |

**Scoring**

**1st** 5:46 RICE Boswell 33-yard field goal [13-71, 4:54]  
2:07 PUR TerBush 5-yard run (Wiggs kick) [9-80, 3:39]

**2nd** 13:43 RICE Petersen 2-yard run (Boswell kick) [10-78, 3:24]  
8:48 PUR Wiggs 28-yard field goal [7-35, 2:57]  
5:56 PUR Wright 19-yard pass from TerBush (Wiggs kick) [4-46, 1:27]  
0:00 RICE Willson 4-yard pass from McHargue (Boswell kick) [12-59, 1:48]

**3rd** 10:25 RICE McGuffie 19-yard pass from McHargue (Boswell kick) [11-80, 4:35]  
1:06 PUR Team Safety

**4th** 7:56 PUR Wiggs 27-yard field goal [7-52, 2:42]

**WEST LAFAYETTE, Ind.** – Caleb TerBush connected with Antavian Edison on a 35-yard touchdown pass with 49 seconds remaining to lift Purdue to a come-from-behind 27-24 victory over Middle Tennessee before 42,110 sun-drenched fans at Ross-Ade Stadium. The game-winning score capped a nifty 11-play, 85-yard drive. On their ensuing possession, the Blue Raiders drove from their own 20-yard line to the Purdue 30 to set up a potential game-tying 47-yard field goal. The kicked was stuffed by the Boilermakers' Ricardo Allen, setting off a wild frenzy. TerBush, a junior who entered training camp as the No. 3 signal-caller on the roster, made his first career start and second-ever appearance (the other one coming in 2009) and completed 19 of 33 passes for 220 yards and two touchdowns. He hooked up with nine different receivers, led by Justin Siller with five catches for 56 yards. Ralph Bolden rushed for 120 yards on 17 carries (7.1 average) after missing the 2010 season due to injury. Akeem Shavers added 40 yards on seven carries (6.0 average), including a 30-yard touchdown to tie the game at 17-apiece early in the fourth quarter. TerBush's other touchdown pass was a 2-yarder to Jared Crank that capped a 12-play, 98-yard drive in the second quarter and put Purdue ahead 10-7. Carson Wiggs contributed a pair of field goals – from 50 and 47 yards. Wiggs also punted three times for a 42.3-yard average, with all three punts landing inside the Middle Tennessee 20-yard line. Cody Webster averaged 50 yards on four punts, with two inside the 20. Joe Holland led the defense with a career-high 14 tackles and two pass breakups, while Will Lucas had seven tackles and a pass breakup. Dwayne Beckford came up with his first career interception. The Blue Raiders led 14-10 at halftime and at the end of the third quarter. The game-time temperature was 90 degrees.

**HOUSTON** – For the second straight week, the outcome came down to a last-second field goal attempt, and this time Purdue fell victim in a 24-22 loss before 25,317 sun-scorched fans at Rice Stadium. Carson Wiggs' 31-yard try as time expired was snuffed at the line of scrimmage. The Boilermakers appeared poised for their second straight come-from-behind fourth quarter comeback when they took over at their own 48-yard line with 1:52 remaining and marched to the Rice 14 to set up Wiggs' attempt. Purdue held leads of 7-3 and 17-10 before the Owls tied it on the final play of the first half. Rice went ahead 24-17 in the third quarter and then Purdue inched closer with a safety and a 27-yard field goal by Wiggs. Caleb TerBush had a solid afternoon, completing 18 of 31 passes for 183 yards and a touchdown while rushing for 68 yards on 16 carries and a score. His touchdown pass was a 19-yarder to Crosby Wright with 5:56 left in the first half. Antavian Edison, O.J. Ross and Justin Siller each caught four passes. Akeem Shavers rushed 11 times for 69 yards, while Ralph Bolden added 46 yards on 11 attempts. Kawann Short led the defensive effort with a career-high 11 tackles, including 1.5 for loss, to go with a forced fumble and a fumble recovery. Joe Holland had 10 tackles, and Will Lucas added seven stops. Robert Maci came up with the first two sacks of his career, including one in which he forced a fumble that Short recovered. Wiggs added a 28-yard field goal, Cody Webster averaged 49.4 yards on five punts and Waynelle Gravesande had a career-long 31-yard punt return. The Boilermakers outgained the Owls 366 yards to 352 yards. The temperature at kickoff was 94 degrees.

**Team Statistics**

|                      | MT      | PUR     |
|----------------------|---------|---------|
| First Downs          | 24      | 24      |
| Rushes-Yards         | 33-130  | 46-200  |
| Passing Yards        | 330     | 220     |
| Comp-Att-Int         | 27-47-1 | 19-35-1 |
| Plays-Total Offense  | 80-460  | 81-420  |
| Time of Possession   | 28:48   | 31:12   |
| Punts-Net            | 7-36.6  | 7-40.7  |
| Fumbles-Lost         | 0-0     | 2-1     |
| Penalties-Yards      | 7-65    | 11-95   |
| 3rd Down Conversions | 7-17    | 7-17    |
| 4th Down Conversion  | 0-0     | 0-0     |
| Sacks by-Yards       | 4-8     | 0-0     |

**Individual Statistics**

**Rushing - MT** - Cunningham 14-65, TD; Kyles 12-33; Kilgore 2-19; Pratcher 4-18; Whatley 1-(-5) // **PUR** - Bolden 17-120; Shavers 7-42, TD; TerBush 9-20; Crank 6-14; Pegram 2-4; Edison 4-2; Robinson 1-(-2)

**Passing - MT** - Kilgore 27-45-1/330, 2 TDs; Team 0-2-0 // **PUR** - TerBush 19-33-1/220, 2 TDs; Robinson 0-2-0

**Receiving - MT** - Jefferson 7-61; Beyah 4-89, TD; McDonald 4-61, TD; Cunningham 4-40; Amos 3-30; Banks 2-19; Griswold 1-15; Gray 1-9; Blissard 1-6 // **PUR** - Siller 5-56; Wright 3-38; Bush 3-21; Ross 2-26; Gravesande 2-23; Edison 1-35, TD; Holmes 1-11; Sinz 1-8; Crank 1-2, TD

**Tackle leaders (misc.) - MT** - Russell 11-2-13, TFL; Allen 8-1-9, TFL; Edwards 6-0-6; Henry 4-0-4 // **PUR** - Holland 8-6-14, 2 PBU; Lucas 5-2-7, PBU; Evans 5-2-7; Johnson 4-2-6, PBU

**Interceptions - MT** - Russell 1-34 // **PUR** - Beckford 1-1

**Sacks (No.-Yards) - MT** - Russell 1.0-1; Allen 1.0-5; Gasque 1.0-1; McLendon 0.5-1; Gilstrap 0.5-0 // **PUR** - None

**Team Statistics**

|                      | PUR     | RICE    |
|----------------------|---------|---------|
| First Downs          | 18      | 23      |
| Rushes-Yards         | 40-183  | 48-110  |
| Passing Yards        | 183     | 242     |
| Comp-Att-Int         | 18-32-0 | 20-32-0 |
| Plays-Total Offense  | 72-366  | 80-352  |
| Time of Possession   | 28:47   | 31:13   |
| Punts-Net            | 7-42.6  | 7-43.9  |
| Fumbles-Lost         | 0-0     | 2-1     |
| Penalties-Yards      | 7-50    | 5-57    |
| 3rd Down Conversions | 6-18    | 8-18    |
| 4th Down Conversion  | 0-1     | 1-1     |
| Sacks by-Yards       | 2-21    | 4-16    |

**Individual Statistics**

**Rushing - PUR** - Shavers 11-69; TerBush 16-68, TD; Bolden 11-46, Edison 1-2; Crank 1-(-2) // **RICE** - McGuffie 9-48; McHargue 16-36; Smith 11-25; Ross 4-6; Petersen 5-6, TD; Eddington 2-5; Kitchens 1-(-16)

**Passing - PUR** - TerBush 18-31-0/183, TD; Team 0-1-0 // **RICE** - McHargue 19-29-0/230, 2 TDs; Petersen 1-1-0/12; Team 0-2-0

**Receiving - PUR** - Edison 4-76; Ross 4-39; Siller 4-21; Wright 2-31, TD; Bush 2-0; Sinz 1-9; Shavers 1-7 // **RICE** - Willson 4-36, TD; Kitchens 3-42; Moore 3-23; McDonald 3-21; McGuffie 2-38, TD; Ross 2-31; Petersen 1-30; Cook 1-12; Hull 1-9

**Tackle leaders (misc.) - PUR** - Short 6-5-11, 1.5 TFL, FF, FR, PBU; Holland 7-3-10, 0.5 TFL; Lucas 6-1-7, 0.5 TFL; Evans 4-2-6, PBU; Beckford 3-3-6 // **RICE** - Allen 5-5-10, Blk; Nwosu 4-5-9, 1.0 TFL; Porras 6-2-8, 2.0 TFL, 3 PBU; Solomon 4-4-8, 3.5 TFL

**Interceptions - PUR** - None // **RICE** - None

**Sacks (No.-Yards) - PUR** - Maci 2.0-21 // **RICE** - Solomon 2.0-9; Smith 1.0-3; Allen 0.5-3; Gioffre 0.5-1

# Little Caesars Pizza Bowl



## Game Three

**Southeast Missouri**

September 17

Ross-Ade Stadium

West Lafayette, Ind.

Weather: 62 Degrees, Sunny

Game Time: 3:02

Attendance: 46,116



59

0

| Team               | 1  | 2  | 3 | 4  | Final |
|--------------------|----|----|---|----|-------|
| Southeast Missouri | 0  | 0  | 0 | 0  | 0     |
| Purdue             | 17 | 21 | 7 | 14 | 59    |

### Scoring

- 1st** 9:15 PUR Wiggs 19-yard field goal [6-42, 1:47]
- 5:45 PUR Shavers 8-yard run (Wiggs kick) [7-61, 1:59]
- 1:01 PUR Shavers 1-yard run (Wiggs kick) [7-59, 1:56]
- 2nd** 11:58 PUR Bolden 1-yard run (Wiggs kick) [8-37, 2:52]
- 6:00 PUR Bush 5-yard pass from Marve (Wiggs kick) [8-70, 2:46]
- 1:28 PUR Bolden 6-yard run (Wiggs kick) [6-55, 2:12]
- 3rd** 5:48 PUR Edison 15-yard run (Wiggs kick) [8-68, 3:45]
- 4th** 9:31 PUR Hunt 13-yard run (Wiggs kick) [11-83, 6:08]
- 2:24 PUR Hunt 3-yard run (Wiggs kick) [8-80, 4:17]

**WEST LAFAYETTE, Ind.** – Purdue scored early and often and was nearly perfect en route to a 59-0 victory over Southeast Missouri before 46,116 fans on a spectacular football afternoon at Ross-Ade Stadium. The Boilermakers scored their most points and recorded their first shutout since 2004 (they defeated Ball State 59-7 one week after blanking Syracuse 52-0) while posting their most lopsided shutout since a 62-0 win over Rose Poly in 1913. Purdue's 627 yards of total offense was its most since amassing a school-record 763 against Indiana in 2004 and ranks as the third-most in school history. After settling for a 19-yard field goal by Carson Wiggs early in the game, the Boilermakers scored eight touchdowns. Seven scores can via the ground: two apiece by Ralph Bolden, Akeem Hunt and Akeem Shavers and one by Antavian Edison. Robert Marve and Gary Bush hooked up for the other touchdown. After Caleb TerBush started, Marve made his first appearance in nearly a year after recovering from a knee injury and completed 7 of 8 passes for 91 yards. TerBush continued to his fine play, completing 14 of 17 passes for 143 yards. O.J. Ross and Justin Siller both had five receptions, while Waynelle Gravesande had career highs of four catches for 57 yards. Shavers rushed for a season-high 75 yards, followed by Brandon Cottom (season-high 70), Bolden (57) and Hunt (56) as Purdue gained 393 yards via the ground and did not have a single negative-yardage play. Purdue held Southeast Missouri to 153 yards (87 rushing and 66 passing) – the fewest by an opponent since Ball State in 2004 – while coming up with 10 tackles for loss. Chris Carlino and Will Lucas led the way with seven stops, followed by Bruce Gaston and Kawann Short with five apiece. Brandon Taylor recorded two tackles for loss, including a sack. Ricardo Allen came up with a gorgeous interception on the Redhawks' first play from scrimmage.

### Team Statistics

|                      | SEMO   | PUR     |
|----------------------|--------|---------|
| First Downs          | 9      | 33      |
| Rushes-Yards         | 41-87  | 53-393  |
| Passing Yards        | 66     | 234     |
| Comp-Att-Int         | 8-19-1 | 21-25-0 |
| Plays-Total Offense  | 60-153 | 78-627  |
| Time of Possession   | 28:50  | 31:10   |
| Punts-Net            | 7-31.1 | 1-51.0  |
| Fumbles-Lost         | 0-0    | 1-1     |
| Penalties-Yards      | 6-47   | 5-45    |
| 3rd Down Conversions | 4-15   | 6-9     |
| 4th Down Conversion  | 1-4    | 0-0     |
| Sacks by-Yards       | 0-0    | 2-16    |

### Individual Statistics

**Rushing - SEMO** - Terrell 9-33; McFerrer 8-18; Scheible 13-16; Coleman 5-15; Nicks 2-6; Celestin 2-1; Vucic 1-0; Team 1(-2) // **PUR** - Shavers 11-75, 2 TDs; Cottom 7-70; Bolden 11-57, 2 TDs; Hunt 6-56, 2 TDs; Pegram 6-38; Edison 3-32, TD; Mostert 5-32, Ross 1-20; TerBush 2-7; Marve 1-6

**Passing - SEMO** - Scheible 7-16-1/61; Lewis 1-3-0/5 // **PUR** - TerBush 14-17-0/143; Marve 7-8-0/91, TD

**Receiving - SEMO** - Celestin 3-24; Foster 2-21; Davis 1-10; Coleman 1-6; Goodlitt 1-5 // **PUR** - Siller 5-61; Ross 5-46; Gravesande 4-57; Bush 3-20, TD; Edison 1-26; Wright 1-11; Sinz 1-8; Pegram 1-5

**Tackle leaders (misc.) - SEMO** - Peiffer 5-3-8; Blanfort 5-3-8, FF; Montgomery 5-2-7, PBU, Borum 5-1-6 // **PUR** - Lucas 5-2-7, 1.5 TFL; Carlino 3-4-7, 1.0 TFL; Gaston 2-3-5, 1.5 TFL; Short 1-4-5, 1.5 TFL

**Interceptions - SEMO** - None // **PUR** - Allen 1-0

**Sacks (No.-Yards) - SEMO** - None // **PUR** - Taylor 1.0-7; Lucas 0.5-4; Short 0.5-5

## Game Four

**Notre Dame**

October 1

Ross-Ade Stadium

West Lafayette, Ind.

Weather: 50 Degrees, Clear

Game Time: 3:21

Attendance: 61,555



38



10

| Team       | 1  | 2 | 3  | 4 | Final |
|------------|----|---|----|---|-------|
| Notre Dame | 14 | 7 | 14 | 3 | 38    |
| Purdue     | 0  | 3 | 0  | 7 | 10    |

### Scoring

- 1st** 14:36 ND Floyd 35-yard pass from Rees (Ruffer kick) [2-35, 0:10]
- 0:03 ND Gray 2-yard run (Ruffer kick) [13-82, 4:12]
- 2nd** 9:06 ND Wood 55-yard run (Ruffer kick) [3-79, 1:03]
- 3:39 PUR Wiggs 27-yard field goal [14-70, 5:27]
- 3rd** 12:00 ND Eifert 6-yard pass from Rees (Ruffer kick) [7-69, 3:00]
- 2:07 ND Jones 11-yard pass from Rees (Ruffer kick) [12-87, 4:45]
- 4th** 8:06 ND Ruffer 21-yard field goal [16-70, 7:34]
- 0:21 PUR Edison 13-yard pass from TerBush (Wiggs kick) [11-95, 3:59]

**WEST LAFAYETTE, Ind.** - Notre Dame took advantage of an interception on Purdue's first offensive play of the game and didn't look back in a 38-10 victory in the seventh night game ever played at Ross-Ade Stadium before 61,555 fans. The Fighting Irish converted the turnover into a touchdown two players later en route to a 21-3 halftime advantage. Caleb TerBush completed 10 of 15 passes for 101 yards, including a 13-yard touchdown to Antavian Edison with 21 seconds left in the game. Edison had seven receptions for a career-high 105 yards, while Justin Siller caught four balls for 26 yards. Purdue's top rusher was Akeem Hunt with 25 yards on just three carries. The Boilermakers finished with 276 yards of total offense – being held under 100 yards rushing for the first time in 2011 – while Notre Dame finished with 511 yards. Defensively, Albert Evans finished with a career-high 11 tackles. Landon Feichter had a season-best eight stops, as did Ricardo Allen.

### Team Statistics

|                      | ND      | PUR     |
|----------------------|---------|---------|
| First Downs          | 34      | 17      |
| Rushes-Yards         | 40-287  | 27-84   |
| Passing Yards        | 264     | 192     |
| Comp-Att-Int         | 25-41-0 | 19-38-1 |
| Plays-Total Offense  | 81-551  | 65-276  |
| Time of Possession   | 33:11   | 26:49   |
| Punts-Net            | 2-44.0  | 7-43.0  |
| Fumbles-Lost         | 2-0     | 0-0     |
| Penalties-Yards      | 8-85    | 13-118  |
| 3rd Down Conversions | 4-11    | 5-14    |
| 4th Down Conversion  | 1-1     | 1-1     |
| Sacks by-Yards       | 3-12    | 0-0     |

### Individual Statistics

**Rushing - ND** - Wood 20-191, TD; Gray 15-94, TD; Rees 1-3; Goodman 1-2; McDaniel 1-1; Team 2(-4) // **PUR** - Hunt 3-25; Bolden 6-17; Edison 2-14; Marve 3-10; TerBush 6-8; Shavers 5-4; Pegram 1-4; Bush 1-2

**Passing - ND** - Rees 24-40-0/254, 3 TDs; Crist 1-1-0/10 // **PUR** - Marve 9-22-0/91; TerBush 10-15-1/101, TD; Thomas 0-1-0

**Receiving - ND** - Floyd 12-137, TD; Jones 5-49, TD; Eifert 4-38, TD; Wood 2-22; Atkinson 1-10; Goodman 1-8 // **PUR** - Edison 7-105, TD; Siller 4-26; Gravesande 2-22; Ross 2-13; Wright 1-9; Shavers 1-7; Bush 1-6; Hunt 1-4

**Tackle leaders (misc.) - ND** - Te'o 8-0-8, 3.0 TFL; Blanton 4-2-6, 1.0 TFL; Calabrese 3-1-4; Collinworth 3-0-3 // **PUR** - Evans 9-2-11; Allen 8-2-10, 1.5 TFL, FF; Feichter 8-0-8; Beckford 6-2-8, PBU

**Interceptions - ND** - Gray 1-13 // **PUR** - None

**Sacks (No.-Yards) - ND** - Te'o 2.0-10; Lynch 1.0-2 // **PUR** - None

## Little Caesars Pizza Bowl



# 17

### Game Five

**Minnesota**

October 8

Ross-Ade Stadium  
West Lafayette, Ind.

Weather: 74 Degrees, Sunny

Game Time: 3:05

Attendance: 38,207



# 45



# 18

### Game Six

**Penn State**

October 15

Beaver Stadium  
University Park, Pa.

Weather: 53 Degrees, Windy

Game Time: 3:19

Attendance: 100,820



# 23

| Team      | 1  | 2 | 3  | 4 | Final |
|-----------|----|---|----|---|-------|
| Minnesota | 0  | 3 | 7  | 7 | 17    |
| Purdue    | 24 | 7 | 14 | 0 | 45    |

#### Scoring

|            |       |      |  |
|------------|-------|------|--|
| <b>1st</b> | 10:10 | PUR  | Bolden 2-yard run (Wiggs kick) [7-39, 2:50]                  |
|            | 5:18  | PUR  | Wiggs 53-yard field goal [11-36, 3:12]                       |
|            | 1:30  | PUR  | Shavers 1-yard run (Wiggs kick) [7-11, 3:24]                 |
|            | 0:18  | PUR  | Allen 37-yard interception return (Wiggs kick)               |
| <b>2nd</b> | 4:08  | PUR  | Ross 12-yard pass from Marve (Wiggs kick) [11-70, 4:32]      |
|            | 1:27  | MINN | Hawthorne 47-yard field goal [8-44, 2:41]                    |
| <b>3rd</b> | 7:02  | PUR  | Shavers 10-yard pass from TerBush (Wiggs kick) [12-86, 5:56] |
|            | 0:56  | PUR  | Mostert 25-yard run (Wiggs kick) [7-86, 3:41]                |
|            | 0:43  | MINN | Jones 92-yard kickoff return (Hawthorne kick)                |
| <b>4th</b> | 7:55  | MINN | Gray 1-yard run (Hawthorne kick) [13-78, 6:13]               |

**WEST LAFAYETTE, Ind.** - Purdue opened Big Ten Conference play with a convincing 45-17 victory over Minnesota before 38,207 fans at Ross-Ade Stadium. The Boilermakers scored on their first four possessions while racing to a 24-0 advantage in the first quarter. It was 31-0 before the Golden Gophers got on the scoreboard with a late second-quarter field goal. Purdue featured a balanced offensive attack, rushing for 217 yards and passing for 155 yards. Akeem Hunt led the ground game with 60 yards on nine carries (6.7 average), followed by Akeem Shavers with 52 yards on 10 carries (5.2 average). Caleb TerBush completed 14 of 21 passes for 140 yards and one touchdown, while Robert Marve was 4 of 6 for 15 yards and one score. O.J. Ross had a team-high five catches for 63 yards and a touchdown. Shavers scored two touchdowns (one rushing and one receiving), while Ralph Bolden and Raheem Mostert both added ground scores. Ricardo Allen tied the school record with his third career interception return for a touchdown, a 37-yarder late in the first quarter. Ryan Russell also equaled a school mark with two fumble recoveries. The Boilermakers had three takeaways and no giveaways. They limited Minnesota to just 213 yards of total offense (113 passing and 100 rushing), including merely 88 in the first half. Dwayne Beckford and Will Lucas both came up with eight tackles to top the team. Kawann Short had 2.5 tackles for loss, including a sack. Carson Wiggs nailed a season-long 53-yard field goal and thereby became owner of the five longest five goals in school history.

#### Team Statistics

|                      | MINN    | PUR     |
|----------------------|---------|---------|
| First Downs          | 11      | 22      |
| Rushes-Yards         | 33-100  | 47-217  |
| Passing Yards        | 10-23-1 | 18-27-0 |
| Comp-Att-Int         | 113     | 155     |
| Plays-Total Offense  | 56-213  | 74-372  |
| Time of Possession   | 26:03   | 33:57   |
| Punts-Net            | 6-38.7  | 4-43.0  |
| Fumbles-Lost         | 2-2     | 2-0     |
| Penalties-Yards      | 6-74    | 7-62    |
| 3rd Down Conversions | 4-12    | 8-16    |
| 4th Down Conversion  | 1-1     | 1-1     |
| Sacks by-Yards       | 3-12    | 1-7     |

#### Individual Statistics

**Rushing - MINN** - Bennett 15-53; Kirkwood 12-27; Gray 6-20, TD // **PUR** - Hunt 9-60; Shavers 10-52, TD; Bolden 12-33, TD; Mostert 3-31, TD; Pegram 2-20; TerBush 6-17; Edison 2-11; Freytag 1-0; Cottom 1-0; Marve 1(-7)

**Passing - MINN** - Gray 8-20-1/104; Shortell 2-3-0/9 // **PUR** - TerBush 14-21-0/140, TD; Marve 4-6-0/15, TD

**Receiving - MINN** - McKnight 3-25; Moulton 2-20; Jones 1-32; Lair 1-19; Bennett 1-8; Green 1-7; McGarry 1-2 // **PUR** - Ross 5-63, TD; Edison 4-38; Siller 2-8; Wright 1-15; Shavers 1-10, TD; Bolden 1-6; Gravesande 1-5; Pegram 1-4; Holmes 1-3; Bush 1-3

**Tackle leaders (misc.) - MINN** - Rallis 7-0-7, 2.0 TFL; Vereen 7-0-7; Tinsley 6-1-7, TFL; Cooper 6-0-6, TFL, FF // **PUR** - Beckford 4-4-8, 0.5 TFL; Lucas 3-5-8, 1.0 TFL; Evans 3-1-4, 0.5 TFL, PBU; Short 3-1-4, 2.5 TFL

**Interceptions - MINN** - None // **PUR** - Allen 1-37, TD

**Sacks (No.-Yards) - MINN** - Rallis 1.0-4; Tinsley 1.0-7; Perry 1.0-1 // **PUR** - Short 1.0-7

| Team       | 1 | 2 | 3  | 4 | Final |
|------------|---|---|----|---|-------|
| Purdue     | 3 | 3 | 6  | 6 | 18    |
| Penn State | 7 | 3 | 10 | 3 | 23    |

#### Scoring

|            |      |     |   |
|------------|------|-----|---|
| <b>1st</b> | 4:38 | PSU | Dukes 1-yard run (Fera kick) [7-73, 3:14]                 |
|            | 1:39 | PUR | Wiggs 28-yard field goal [8-69, 2:59]                     |
| <b>2nd</b> | 4:36 | PUR | Wiggs 32-yard field goal [8-67, 3:54]                     |
|            | 0:00 | PSU | Fera 29-yard field goal [3-12, 0:14]                      |
| <b>3rd</b> | 5:57 | PSU | Fera 40-yard field goal [4-8, 2:00]                       |
|            | 4:02 | PUR | Ross 14-yard pass from TerBush (Kick failed) [4-26, 1:43] |
|            | 2:37 | PSU | Redd 9-yard run (Fera kick) [4-60, 1:25]                  |
| <b>4th</b> | 8:08 | PUR | Shavers 1-yard run (2-pt conversion failed) [8-45, 4:05]  |
|            | 6:24 | PSU | Fera 29-yard field goal [4-6, 1:28]                       |

**UNIVERSITY PARK, Pa.** - Purdue's offense fared well against the nation's fourth-ranked defense, but the Boilermakers came up short on the scoreboard, falling 23-18 to Penn State before 100,820 fans at Beaver Stadium on a windy afternoon in the shadow of Mount Nittany. The Boilermakers amassed 344 yards of total offense against a unit that came into the game allowing an average of merely 251 yards. Purdue trailed 13-12 with four minutes to go in the third quarter, with a missed extra point keeping the game from being tied. Less than two minutes later, Penn State scored a touchdown to go ahead 20-12, but the Boilermakers answered midway through the fourth quarter on a 1-yard plunge by Akeem Shavers. Purdue's two-point conversion failed, and the Lions added a field goal on their ensuing possession to round out the scoring. Ralph Bolden rushed for 97 yards on just 13 carries (7.5 average), while Shavers added 54 yards on 13 carries. Caleb TerBush completed 12 of 25 passes for 162 yards and one touchdown, a 14-yarder to O.J. Ross. Justin Siller had five catches for 67 yards, and Antavian Edison caught three balls for 46 yards. The Boilermakers had the longest rush (39 yards by Bolden) and the longest pass (50 yards from TerBush to Siller) by a Penn State opponent to date in 2011. Dwayne Beckford paced the defense with 11 tackles, while three players had seven apiece: Albert Evans, Bruce Gaston and Joe Holland. Josh Johnson had two pass breakups and forced a fumble. Ryan Russell also forced a fumble and came up with a sack. Carson Wiggs kicked a pair of field goals from 28 and 32 yards, and Cody Webster averaged 45.7 yards on three punts. Raheem Mostert had a 71-yard kickoff return to set up the TerBush-to-Ross touchdown.

#### Team Statistics

|                      | PUR     | PSU     |
|----------------------|---------|---------|
| First Downs          | 15      | 21      |
| Rushes-Yards         | 33-162  | 48-182  |
| Passing Yards        | 182     | 185     |
| Comp-Att-Int         | 14-30-3 | 10-23-1 |
| Plays-Total Offense  | 63-344  | 71-367  |
| Time of Possession   | 26:09   | 33:51   |
| Punts-Net            | 4-35.5  | 6-37.3  |
| Fumbles-Lost         | 0-0     | 2-0     |
| Penalties-Yards      | 6-33    | 5-43    |
| 3rd Down Conversions | 4-14    | 6-15    |
| 4th Down Conversion  | 0-1     | 1-1     |
| Sacks by-Yards       | 1-9     | 1-4     |

#### Individual Statistics

**Rushing - PUR** - Bolden 13-97; Shavers 13-54, TD; TerBush 6-10; Pegram 1-1 // **PSU** - Redd 28-131, TD; Dukes 6-21, TD; McGloin 3-16; Bolden 4-10; Suhey 1-3; Green 1-2; Smith 2-2; Brown 1-0; Team 2(-3)

**Passing - PUR** - TerBush 12-25-2/162, TD; Marve 2-5-1/20 // **PSU** - McGloin 8-17-1/145; Bolden 2-6-0/40

**Receiving - PUR** - Siller 5-67; Edison 3-46; Gravesande 2-26; Pegram 1-20; Ross 1-14, TD; Shavers 1-7; Bolden 1-2 // **PSU** - Brown 4-86; Moseby-Felder 2-40; Smith 2-34; Zordich 1-16; Suhey 1-9

**Tackle leaders (misc.) - PUR** - Beckford 3-8-11, 1.0 TFL, PBU; Evans 3-4-7; Holland 3-4-7; Gaston 1-6-7; Lucas 3-3-6 // **PSU** - Hodges 8-0-8, 3.0 TFL, PBU; Astorino 6-2-8; Lynn 3-4-7; Carson 3-4-7; Stupar 2-5-7, PBU

**Interceptions - PUR** - Evans 1-55 // **PSU** - Stupar 2-24; Sukay 1-0

**Sacks (No.-Yards) - PUR** - Russell 1.0-9 // **PSU** - Stanley 1.0-4

## Little Caesars Pizza Bowl



### Game Seven

#23 Illinois

October 22  
Ross-Ade Stadium  
West Lafayette, Ind.

Weather: 48 Degrees, Partly Cloudy  
Game Time: 3:05  
Attendance: 45,146



21



14

### Game Eight

#17 Michigan

October 29  
Michigan Stadium  
Ann Arbor, Mich.

Weather: High 40s, Mostly Cloudy  
Game Time: 3:04  
Attendance: 112,115



36

| Team     | 1 | 2  | 3 | 4  | Final |
|----------|---|----|---|----|-------|
| Illinois | 0 | 0  | 0 | 14 | 14    |
| Purdue   | 7 | 14 | 0 | 0  | 21    |

#### Scoring

- 1st** 3:25 PUR Siller 6-yard pass from TerBush (Wiggs kick) [13-91, 4:33]
- 2nd** 11:41 PUR Mostert 21-yard run (Wiggs kick) [9-88, 3:19]
- 7:48 PUR Crank 4-yard pass from TerBush (Wiggs kick) [4-14, 2:19]
- 4th** 8:12 ILL Ford 16-yard run (Dimke kick) [12-60, 4:22]
- 0:54 ILL Scheelhaase 2-yard run (Dimke kick) [12-90, 3:03]

**WEST LAFAYETTE, Ind.** - An energized and spirited Purdue football team earned a well-deserved 21-14 Homecoming victory over 23rd-ranked Illinois before 45,146 fans at Ross-Ade Stadium. The Boilermakers built a 21-0 halftime advantage and dominated before the Fighting Illini scored two fourth-quarter touchdowns. Caleb TerBush connected with Justin Siller for a 6-yard score late in the first quarter, Raheem Mostert found the end zone on a 21-yard scamper early in the second and TerBush hooked up with Jared Crank on a 4-yard pass midway through the second to account for Purdue's points. The first two scoring drives covered 91 and 88 yards, while the last touchdown was set up when Mostert tackled the Illinois punter at the Illini 14-yard line. TerBush was solid, completing 16 of 25 passes for 178 yards. Siller, Antavian Edison and O.J. Ross each caught three balls, as TerBush hooked up with eight different receivers. Eight Boilermakers carried the football, as well, led by Akeem Shavers and Ralph Bolden with 29 and 28 yards. Purdue's defense was stout, limiting Illinois to just 128 yards in the first half and 366 for the game. The Illini came into the game averaging 30.7 points and 424 yards. They were converting 53 percent of their third-down conversions, as well, but were limited to 35 percent (6 of 17) by the Boilermakers. Dwayne Beckford and Joe Holland both recorded 11 tackles, while Ricardo Allen had 10 stops to go with an interception. Kawann Short came up big with a career-high 3.5 tackles for loss, including two sacks. The Boilermakers had four sacks overall. Purdue claimed the Cannon Trophy for the sixth time in the last seven matchups and won its second straight Homecoming contest under head coach Danny Hope.

#### Team Statistics

|                      | ILL     | PUR     |
|----------------------|---------|---------|
| First Downs          | 21      | 15      |
| Rushes-Yards         | 33-121  | 42-126  |
| Passing Yards        | 245     | 178     |
| Comp-Att-Int         | 26-41-1 | 16-25-0 |
| Plays-Total Offense  | 74-366  | 67-304  |
| Time of Possession   | 31:47   | 28:13   |
| Punts-Net            | 8-35.2  | 8-41.9  |
| Fumbles-Lost         | 1-0     | 1-1     |
| Penalties-Yards      | 8-50    | 6-30    |
| 3rd Down Conversions | 6-17    | 5-14    |
| 4th Down Conversion  | 1-2     | 0-0     |
| Sacks by-Yards       | 1-12    | 4-21    |

#### Individual Statistics

**Rushing - ILL** - Ford 10-83, TD; Young 7-32; Scheelhaase 13-16, TD; Pollard 1-3; Team 2-(-13) // **PUR** - Shavers 8-29; Bolden 12-28; Mostert 1-21, TD; Crank 4-19; Siller 3-13; TerBush 10-12; Edison 2-4; Pegram 1-2; Team 1-(-2)

**Passing - ILL** - Scheelhaase 22-35-0/217; O'Toole 4-5-1/28; Team 0-1-0 // **PUR** - TerBush 16-25-0/178, 2 TDs

**Receiving - ILL** - Jenkins 8-92; Harris 6-39; Ford 5-69; Davis 4-28; Lankford 1-13; Pollard 1-2; Wilson 1-2 // **PUR** - Ross 3-45; Siller 3-45, TD; Edison 3-33; Holmes 2-25; Bush 2-10; Wright 1-16; Crank 1-4, TD; Bolden 1-0

**Tackle leaders (misc.) - ILL** - Brown 5-6-11, 0.5 TFL; Thomas 5-4-9, 1.0 TFL; Spence 1-7-8, 1.0 TFL, FF, FR; Hull 5-2-7 // **PUR** - Beckford 4-7-11, 0.5 TFL; Holland 3-8-11 0.5 TFL; Allen 8-2-10; Short 5-1-6, 3.5 TFL

**Interceptions - ILL** - None // **PUR** - Allen 1-0

**Sacks (No.-Yards) - ILL** - Thomas 1.0-12 // **PUR** - Short 2.0-10, Gooden 1.0-6; Beckford 0.5-3; Holland 0.5-2

| Team     | 1 | 2  | 3 | 4 | Final |
|----------|---|----|---|---|-------|
| Purdue   | 7 | 0  | 0 | 7 | 14    |
| Michigan | 7 | 15 | 7 | 7 | 36    |

#### Scoring

- 1st** 13:36 PUR Bush 48-yard pass from TerBush (Wiggs kick) [5-67, 1:24]
- 7:30 MICH Robinson 2-yard run (Gibbons kick) [12-70, 6:06]
- 2nd** 14:13 MICH Team safety
- 11:23 MICH Gibbons 37-yard field goal [5-25, 2:44]
- 5:36 MICH Toussaint 2-yard run (Gibbons kick) [5-83, 2:56]
- 0:00 MICH Gibbons 22-yard field goal [11-47, 3:17]
- 3rd** 2:48 MICH Toussaint 59-yard run (Gibbons kick) [4-80, 2:13]
- 4th** 12:32 MICH Shaw 37-yard run (Gibbons kick) [7-86, 3:30]
- 0:15 PUR Ross 19-yard pass from Marve (Wiggs kick) [6-48, 1:37]

**ANN ARBOR, Mich.** - Michigan's versatile offense proved too much for the Boilermakers, who dropped a 36-14 decision before 112,115 Homecoming fans on a cool afternoon at Michigan Stadium. Purdue scored on its opener - a snappy five-play, 67-yard drive capped by a 48-yard touchdown pass from Caleb TerBush to Gary Bush - before the Wolverines put up 36 straight points. Following a 7-apiece tie at the end of the first quarter, Michigan led 22-7 at halftime and 29-7 after three quarters. The Boilermakers' second touchdown came on a 19-yard pass from Robert Marve to O.J. Ross in the final seconds. Purdue amassed 311 yards of total offense but surrendered 535 yards (339 rushing and 196 passing). TerBush completed 9 of 13 passes for 156 yards, while Marve was 8 of 14 for 66 yards with an interception. Justin Siller, playing in his home state, had five receptions for 58 yards. TerBush led the ground attack with 38 yards on just three carries, including a 41-yarder. Purdue's defense came up with two interceptions - by Joe Holland and Josh Johnson - but could not parlay either of them into points. Holland topped the team with 10 tackles, while Dwayne Beckford and Albert Evans both had nine stops. Kawann Short came up with two tackles for loss and Gerald Gooden chipped in with a sack.

#### Team Statistics

|                      | PUR     | MICH    |
|----------------------|---------|---------|
| First Downs          | 16      | 25      |
| Rushes-Yards         | 29-89   | 53-339  |
| Passing Yards        | 222     | 196     |
| Comp-Att-Int         | 17-27-1 | 10-17-2 |
| Plays-Total Offense  | 56-311  | 70-535  |
| Time of Possession   | 23:35   | 36:25   |
| Punts-Net            | 6-35.3  | 2-28.0  |
| Fumbles-Lost         | 0-0     | 0-0     |
| Penalties-Yards      | 8-86    | 5-51    |
| 3rd Down Conversions | 3-13    | 7-13    |
| 4th Down Conversion  | 1-2     | 1-2     |
| Sacks by-Yards       | 1-8     | 4-20    |

#### Individual Statistics

**Rushing - PUR** - TerBush 3-38; Bolden 11-22; Crank 4-18; Edison 2-11; Gravesande 1-4; Shavers 1-3; Siller 2-(-1); Marve 5-(-6) // **MICH** - Toussaint 20-170, 2 TDs; Robinson 15-63, TD; Shaw 5-56, TD; Smith 6-28; Gallon 1-11; Gardner 3-9; Rawls 1-2; Hopkins 1-1; Team 1-(-1)

**Passing - PUR** - Marve 8-14-1/66, TD; TerBush 9-13-0/156, TD // **MICH** - Robinson 9-14-1/170; Gardner 1-2-1/26; Smith 0-1-0

**Receiving - PUR** - Siller 5-58; Holmes 3-44; Ross 3-38, TD; Edison 2-11; Bush 1-48, TD; Wright 1-15; Bolden 1-4; Gravesande 1-4 // **MICH** - Gallon 2-79; Roundtree 2-61; Hemingway 2-16; Smith 1-26; Moore 1-9; Jackson 1-5

**Tackle leaders (misc.) - PUR** - Holland 3-7-10, PBU; Evans 6-3-9, 0.5 TFL, PBU; Beckford 2-7-9; Johnson 3-5-8, PBU // **MICH** - Morgan 4-5-9; Gordon 4-3-7; Martin 2-5-7, 2.0 TFL; Demens 1-4-5

**Interceptions - PUR** - Holland 1-0; Johnson 1-0 // **MICH** - Avery 1-0

**Sacks (No.-Yards) - PUR** - Gooden 1.0-8 // **MICH** - Martin 2.0-7; Hawthorne 1.0-1; Roh 0.5-6; Avery 0.5-6

# Little Caesars Pizza Bowl



17

## Game Nine

### #19 Wisconsin

November 5  
Camp Randall Stadium  
Madison, Wis.

Weather: 55 Degrees, Partly Cloudy  
Game Time: 3:21  
Attendance: 80,566



62



23

## Game 10

### Ohio State

November 12  
Ross-Ade Stadium  
West Lafayette, Ind.

Weather: 56 Degrees, Mostly sunny  
Game Time: 3:31  
Attendance: 43,334



26

| Team      | 1  | 2  | 3  | 4  | Final |
|-----------|----|----|----|----|-------|
| Purdue    | 10 | 7  | 0  | 0  | 17    |
| Wisconsin | 14 | 24 | 14 | 10 | 62    |

#### Scoring

|            |       |     |  |
|------------|-------|-----|--|
| <b>1st</b> | 12:47 | WIS | Pedersen 2-yard pass from Wilson (Welch kick) [5-63, 2:13]   |
|            | 12:24 | PUR | Wright 30-yard pass from TerBush (Wiggs kick) [2-41, 0:15]   |
|            | 3:24  | WIS | Abbrederis 5-yard pass from Wilson (Welch kick) [6-75, 2:41] |
|            | 1:13  | PUR | Wiggs 25-yard field goal [6-8, 1:57]                         |
| <b>2nd</b> | 12:14 | WIS | Ball 1-yard run (Welch kick) [10-76, 3:53]                   |
|            | 6:16  | WIS | Wilson 6-yard run (Welch kick) [7-57, 3:12]                  |
|            | 2:59  | WIS | Ball 3-yard run (Welch kick) [7-87, 2:00]                    |
|            | 0:24  | PUR | Siller 2-yard run (Wiggs kick) [10-75, 2:29]                 |
|            | 0:00  | WIS | Welch 52-yard field goal [4-36, 0:21]                        |
| <b>3rd</b> | 12:01 | WIS | Ball 29-yard run (Welch kick) [4-65, 1:29]                   |
|            | 11:01 | WIS | White 5-yard run (Welch kick) [1-5, 0:05]                    |
| <b>4th</b> | 12:59 | WIS | White 1-yard run (Welch kick) [3-25, 1:13]                   |
|            | 5:02  | WIS | French 29-yard field goal [12-60, 5:59]                      |

**MADISON, Wis.** - Wisconsin scored early and often en route to a 62-17 victory over Purdue before 80,556 fans at Camp Randall Stadium. Leading 14-10 after one quarter, the Badgers scored 24 points in the second quarter and 24 more in the second half to avenge their back-to-back losses. The 62 points marked the most the Boilermakers have allowed in school history. Raheem Mostert enjoyed a record-setting day for Purdue, with five kickoff returns for 206 yards – an average of 41.2 yards per return. He topped school records for yards and average held by Stan Brown for 42 years. Brown averaged 39.5 yards on four kickoff returns vs. Iowa on Oct. 18, 1969, and amassed 184 yards (on six returns) at Ohio State on Nov. 15, 1969. Mostert's yardage total ranks eighth in Big Ten annals. Caleb TerBush completed 10 of 19 passes for 103 yards and a touchdown – a 30-yarder to Crosby Wright in the first quarter to tie the game at 7. O.J. Ross had four receptions for 42 yards, and Ralph Bolden rushed for 49 yards on nine carries. The Boilermakers' other touchdown was a 2-yard run by Justin Siller late in the second quarter, and Caron Wiggs drilled a 25-yard field goal. Dwayne Beckford had a career-high 14 tackles, including 10 solo stops, two for loss and one sack, while Logan Link added a career-high tying 13 tackles, including nine solos. Will Lucas forced and recovered a fumble. Wisconsin outgained the Boilermakers 605 yards to 284 yards. Cody Webster averaged 45.7 yards on three punts.

#### Team Statistics

|                      | PUR     | WIS     |
|----------------------|---------|---------|
| First Downs          | 14      | 30      |
| Rushes-Yards         | 29-120  | 54-364  |
| Passing Yards        | 164     | 241     |
| Comp-Att-Int         | 15-29-2 | 18-24-0 |
| Plays-Total Offense  | 58-284  | 78-605  |
| Time of Possession   | 23:17   | 36:43   |
| Punts-Net            | 6-34.2  | 3-37.0  |
| Fumbles-Lost         | 2-0     | 2-1     |
| Penalties-Yards      | 8-65    | 4-17    |
| 3rd Down Conversions | 2-10    | 4-9     |
| 4th Down Conversion  | 0-2     | 0-0     |
| Sacks by-Yards       | 1-12    | 0-0     |

#### Individual Statistics

**Rushing** - PUR - Bolden 9-49; Edison 2-18; Mostert 3-17; Marve 3-13; Shavers 7-10; Hunt 1-8; TerBush 3-3; Siller 1-2, TD // WIS - Ball 20-223, 3 TDs; Wilson 10-76, TD; White 17-50, 2 TDs; Lewis 6-16; Abbrederis 1-(-1)

**Passing** - PUR - TerBush 10-19-2/103, TD; Marve 5-10-0/61 // WIS - Wilson 15-20-0/205, 2 TDs; Brennan 3-4-0/36

**Receiving** - PUR - Ross 4-42; Bolden 3-37; Wright 2-46, TD; Gravesande 2-8; Holmes 1-13; Bush 1-9; Siller 1-0; Edison 1-(-3); Shavers 0-12 // WIS - White 4-23; Toon 3-35; Duckworth 2-78; Pedersen 2-28, TD; Ewing 2-25; Abbrederis 2-19, TD; Garner 1-18; Ball 1-9; Lewis 1-6

**Tackle leaders (misc.)** - PUR - Beckford 10-4-14, 2.0 TFL; Link 9-4-13; Johnson 8-0-8; Allen 6-0-6 // WIS - Borland 6-5-11, 3.5 TFL, 2 FF; Taylor 3-6-9; Armstrong 2-3-5, PBU; Fenelus 3-0-3, 1.0 TFL

**Interceptions** - PUR - None // WIS - Borland 1-12; Taylor 1-0

**Sacks (No.-Yards)** - PUR - Beckford 1-12 // WIS - None

| Team       | 1  | 2 | 3 | 4 | OT | Final |
|------------|----|---|---|---|----|-------|
| Ohio State | 0  | 7 | 7 | 6 | 3  | 23    |
| Purdue     | 10 | 7 | 0 | 3 | 6  | 26    |

#### Scoring

|            |       |     |  |
|------------|-------|-----|--|
| <b>1st</b> | 10:30 | PUR | Wiggs 19-yard field goal [10-57, 3:13]                     |
|            | 4:09  | PUR | Shavers 4-yard run (Wiggs kick) [11-60, 4:03]              |
| <b>2nd</b> | 11:42 | OSU | Hall 38-yard pass from Miller (Basil kick) [8-68 3:05]     |
|            | 3:19  | PUR | Bolden 7-yard run (Wiggs kick) [13-88, 5:23]               |
| <b>3rd</b> | 9:42  | OSU | Miller 6-yard run (Basil kick) [8-58, 3:52]                |
| <b>4th</b> | 13:06 | PUR | Wiggs 44-yard field goal [5-18, 1:39]                      |
|            | 0:55  | OSU | Hall 13-yard pass from Miller (kick blocked) [10-66, 5:20] |
| <b>OT</b>  |       | OSU | Basil 33-yard field goal [4-9, 0:00]                       |
|            |       | PUR | Marve 1-yard run [7-25, 0:00]                              |

**WEST LAFAYETTE, Ind.** - Purdue earned another signature win under head coach Danny Hope with a thrilling 26-23 overtime verdict over Ohio State before 43,334 fans at Ross-Ade Stadium. The Boilermakers led virtually all of regulation until the Buckeyes tied the game at 20 by scoring a touchdown with 55 seconds to play. Bruce Gaston kept it deadlocked when he blocked the point-after attempt. In overtime, after Ohio State kicked a field goal to go up three on its first possession, Purdue answered and won the game on a 1-yard sneak by Robert Marve. One play earlier, Marve kept the drive alive by connecting with Gary Bush for 14 yards on third-and-12. The victory set off a festive on-field celebration by Boilermaker Nation reminiscent to two years ago when the Boilermakers beat the Buckeyes. Marve finished 10 of 13 passing for 94 yards. Caleb TerBush was 15 of 24 for 140 yards. The pair combined to hook up with nine different receivers, led by Justin Siller (career-high six catches for 45 yards), Antavian Edison (5 for 47), Bush (career-high 4 for 46) and O.J. Ross (4 for 30). Ralph Bolden rushed for 80 yards on 18 carries. Defensively, the Boilermakers recorded 10 tackles for loss, which included a season-high five sacks. Kawann Short had a career-high three quarterback snuffs, while Dwayne Beckford and Gaston both had one. Beckford topped the team with 10 total tackles, followed by Logan Link with nine and Joe Holland seven. Purdue's other touchdowns came on a 4-yard run by Akeem Shavers in the first quarter to make it 10-0 and a 7-yard run by Bolden in the second quarter to make it 17-7. Carson Wiggs made a pair of field goals from 19 and 44 yards. The Boilermakers amassed 363 yards of total offense and limited to the Buckeyes to 298 yards. Ohio State came into the game 15-1 in November games dating to 2005, including 8-0 in road games.

#### Team Statistics

|                      | OSU    | PUR     |
|----------------------|--------|---------|
| First Downs          | 15     | 23      |
| Rushes-Yards         | 48-166 | 42-129  |
| Passing Yards        | 132    | 234     |
| Comp-Att-Int         | 8-18-0 | 25-37-1 |
| Plays-Total Offense  | 66-298 | 79-363  |
| Time of Possession   | 30:28  | 29:32   |
| Punts-Net            | 8-39.2 | 7-30.9  |
| Fumbles-Lost         | 0-0    | 3-0     |
| Penalties-Yards      | 7-53   | 6-47    |
| 3rd Down Conversions | 6-16   | 9-18    |
| 4th Down Conversion  | 1-1    | 0-0     |
| Sacks by-Yards       | 1-4    | 5-19    |

#### Individual Statistics

**Rushing** - OSU - Herron 19-65; Hall 9-46; Miller 16-43, TD; Hyde 4-12 // PUR - Bolden 18-80, TD; Crank 4-21; Shavers 9-19, TD; Marve 3-10, TD; Siller 1-5; TerBush 3-0; Pegram 1-(-1); Edison 2-(-1); Ross 1-(-4)

**Passing** - OSU - Miller 8-18-0/132, 2 TDs // PUR - TerBush 15-24-0/140; Marve 10-13-1, 94

**Receiving** - OSU - Hall 3-58, 2 TDs; Williams 2-28; Herron 1-20; Smith 1-14; Spencer 1-12 // PUR - Siller 6-45; Edison 5-47; Bush 4-46; Ross 4-30; Bolden 2-17; Shavers 1-15; Wright 1-13; Holmes 1-12; Gravesande 1-9

**Tackle leaders (misc.)** - OSU - Bryant 7-2-9; Shazier 6-1-7, 1.0 TFL, FF; Roby 6-1-7, FF, PBU; Barnett 5-2-7, TFL; Sabino 4-2-6 // PUR - Beckford 4-6-10, 1.5 TFL; Link 6-3-9, PBU; Holland 5-2-7, 1.5 TFL; Short 4-2-6, 3.0 TFL; Allen 5-0-5

**Interceptions** - OSU - Johnson 1-0 // PUR - None

**Sacks (No.-Yards)** - OSU - Shazier 1.0-4 // PUR - Short 3.0-9, Beckford 1.0-5; Gaston 1.0-5

## Little Caesars Pizza Bowl



# 31

### Game 11

**Iowa**

November 19

Ross-Ade Stadium

West Lafayette, Ind.

Weather: 49 Degrees, Overcast

Game Time: 3:17

Attendance: 40,106



# 21



# 33

### Game 12

**Indiana**

November 26

Memorial Stadium

Bloomington, Ind.

Weather: 65 Degrees, Cloudy

Game Time: 3:25

Attendance: 42,005



# 25

| Team   | 1  | 2 | 3 | 4 | Final |
|--------|----|---|---|---|-------|
| Iowa   | 14 | 7 | 3 | 7 | 31    |
| Purdue | 7  | 7 | 0 | 7 | 21    |

#### Scoring

- 1st** 11:46 IOWA McNutt 26-yard pass from Vandenberg (Meyer kick) [8-80, 3:14]  
 6:43 PUR Holmes 14-yard pass from TerBush (Wiggs kick) [13-63, 5:03]  
 0:10 IOWA Fiedorowicz 5-yard pass from Vandenberg (Meyer kick) [15-81, 6:35]
- 2nd** 4:49 PUR Taylor 0-yard fumble return (Wiggs kick)  
 0:31 IOWA Coker 2-yard run (Meyer kick) [11-70, 4:18]
- 3rd** 2:04 IOWA Meyer 38-yard field goal [11-54, 5:00]
- 4th** 14:52 IOWA McNutt 51-yard pass from Vandenberg (Meyer kick) [2-55, 0:42]  
 11:58 PUR Bolden 11-yard run (Wiggs kick) [8-58, 2:54]

**WEST LAFAYETTE, Ind.** - The Boilermakers dropped a 31-21 decision to Iowa in their home finale before 40,106 fans on a blustery afternoon at Ross-Ade Stadium. With 1:27 to play, Robert Marve scored a touchdown to potentially pull Purdue with three points, but the call on the field was overturned to a fumble, the explanation being that Marve bobbed the ball onto the pylon for a touchback. The Hawkeyes broke a 14-apiece tie with a touchdown late in the second quarter and ultimately went ahead 31-14 early in the fourth quarter. Ralph Bolden's 11-yard touchdown run with 11:58 kept the Boilermakers alive. Bolden finished with 71 yards rushing on 14 carries. Caleb TerBush completed 10 of 16 passes for 86 yards and a touchdown - a 14-yarder to Gable Holmes on Purdue's first possession of the game. Robert Marve was 7 of 18 passing for 95 yards. Antavian Edison had a career-high nine receptions for 97 yards. The Boilermakers' other touchdown came when Brandon Taylor recovered an Iowa fumble in the end zone. It marked Purdue's first fumble recovery for a score since Alex Magee accomplished the feat at Illinois in 2006. Ricardo Allen had a career-high 11 tackles, as did Dwayne Beckford, while Josh Johnson had 10 stops. Beckford forced the fumble that Taylor recovered after teaming with Will Lucas to sack Iowa quarterback James Vandenberg. Purdue amassed eight tackles for loss, including three sacks. Joe Holland, one of 22 seniors playing in his final home game, had two pass breakups. Iowa amassed 408 yards of total offense, compared with 282 for the Boilermakers.

#### Team Statistics

|                      | IOWA    | PUR     |
|----------------------|---------|---------|
| First Downs          | 27      | 20      |
| Rushes-Yards         | 43-135  | 36-101  |
| Passing Yards        | 273     | 181     |
| Comp-Att-Int         | 22-32-0 | 17-34-2 |
| Plays-Total Offense  | 75-408  | 70-282  |
| Time of Possession   | 33:30   | 26:30   |
| Punts-Net            | 4-28.2  | 4-32.0  |
| Fumbles-Lost         | 4-2     | 3-2     |
| Penalties-Yards      | 5-40    | 1-7     |
| 3rd Down Conversions | 8-16    | 9-17    |
| 4th Down Conversion  | 1-1     | 1-1     |
| Sacks by-Yards       | 5-27    | 3-15    |

#### Individual Statistics

**Rushing - IOWA** - Coker 31-139, TD; McNutt 1-5; McCall 2-4; Vandenberg 6-(-5); Team 3-(-8) // **PUR** - Bolden 14-71, TD; Marve 6-17; Shavers 7-13; Edison 1-5; TerBush 8-(-5)

**Passing - IOWA** - Vandenberg 22-32-0/273, 3 TDs // **PUR** - Marve 7-18-2/95; TerBush 10-16-0/86, TD

**Receiving - IOWA** - McNutt 9-151, 2 TDs; Davis 7-63; Fiedorowicz 3-31, TD; Martin-Manley 3-28 // **PUR** - Edison 9-97; Bush 3-34; Holmes 2-25, TD; Gravesande 2-17; Wright 1-8

**Tackle leaders (misc.) - IOWA** - Daniels 6-2-8, 4.0 TFL; Binns 5-2-7, TFL; Prater 6-0-6, TFL, FF, 2 PBU; Bernstine 4-1-5 // **PUR** - Beckford 8-3-11, 1.5 TFL, FF; Allen 9-2-11, PBU; Johnson 6-4-10; Lucas 6-3-9, 1.5 TFL, FR

**Interceptions - IOWA** - Miller 2-16 // **PUR** - None

**Sacks (No.-Yards) - IOWA** - Daniels 2.0-13; Binns 1.0-5; Prater 1.0-6; Lowery 1.0-3 // **PUR** - Holland 1.0-8; Gaston 1.0-6; Beckford 0.5-1; Lucas 0.5-0

| Team    | 1  | 2  | 3 | 4  | Final |
|---------|----|----|---|----|-------|
| Purdue  | 7  | 16 | 0 | 10 | 33    |
| Indiana | 14 | 3  | 0 | 8  | 25    |

#### Scoring

- 1st** 6:50 IU Houston 52-yard run (Ewald kick) [3-81, 0:56]  
 2:39 PUR Edison 14-yard pass from TerBush (Wiggs kick) [10-80, 4:11]  
 1:05 IU Roberts 6-yard run (Ewald kick) [4-49, 1:34]
- 2nd** 13:01 PUR Wiggs 29-yard field goal [10-48, 3:04]  
 8:55 IU Ewald 32-yard field goal [9-54, 4:06]  
 8:37 PUR Bolden 8-yard run (Wiggs kick) [1-8, 0:18]  
 4:26 PUR Wiggs 43-yard field goal [9-25, 3:01]  
 0:05 PUR Wiggs 48-yard field goal [10-26, 1:42]
- 4th** 13:13 PUR Wiggs 22-yard field goal [17-88, 7:43]  
 11:04 PUR Edison 5-yard run (Wiggs kick) [2-55, 0:31]  
 8:22 IU Roberts 5-yard run (Wynn pass from Roberson) [8-76, 2:42]

**BLOOMINGTON, Ind.** - Purdue became bowl eligible for the first time since 2007 and recaptured the Old Oaken Bucket with a hard-fought 33-25 win over Indiana in front of 42,005 fans at Memorial Stadium. Trailing 17-10 in the second quarter, the Boilermakers scored 23 straight points forge ahead 33-17 early in the fourth. The upset-minded Hoosiers then scored a touchdown with eight minutes to go and were driving on their subsequent possession when Josh Johnson came up with a well-timed interception - *literally wrestling the football away from the intended receiver* - to thwart the attempted comeback. Purdue then ran out the final four-plus minutes of the game. Antavian Edison scored a pair of touchdowns, one rushing and one receiving, and Carson Wiggs equaled his career high with four field goals - from 29, 43, 48 and 22 yards. The Boilermakers amassed 292 yards rushing, their most against a Big Ten team since rolling up 299 at Indiana in 2005. Akeem Hunt led the way with a season-high 100 yards on just 10 carries. He had a team season-long 50-yard jaunt to set up what proved to be the winning touchdown. Hunt picked up the slack following a third-quarter injury to Ralph Bolden, who finished with 54 yards on 14 carries. Caleb TerBush added 48 yards on eight carries while completing 16 of 25 passes for 192 yards and one touchdown. Justin Siller caught a team-leading five passes for 43 yards and also took snaps out of the Wildcat formation. Ten different Boilermakers rushed the football, while seven caught passes. The defense recorded a season-high 11 tackles for loss, led by two apiece from Bruce Gaston, Joe Holland and Ryan Russell. Will Lucas had 10 total stops, followed by Holland with nine. Johnson added seven stops and two pass breakups. The Boilermakers outgained the Hoosiers 508 yards to 354 yards. Raheem Mostert continued to flourish as a kickoff return specialist with a season-long 81-yard effort.

#### Team Statistics

|                      | PUR     | IU      |
|----------------------|---------|---------|
| First Downs          | 27      | 20      |
| Rushes-Yards         | 55-292  | 34-207  |
| Passing Yards        | 216     | 147     |
| Comp-Att-Int         | 19-31-0 | 17-26-1 |
| Plays-Total Offense  | 86-508  | 60-354  |
| Time of Possession   | 35:11   | 24:49   |
| Punts-Net            | 4-32.8  | 5-35.4  |
| Fumbles-Lost         | 0-0     | 2-0     |
| Penalties-Yards      | 9-90    | 2-30    |
| 3rd Down Conversions | 11-20   | 6-14    |
| 4th Down Conversion  | 0-0     | 1-2     |
| Sacks by-Yards       |         |         |

#### Individual Statistics

**Rushing - PUR** - Hunt 10-100; Bolden 14-54, TD; TerBush 8-48; Edison 6-26, TD; Crank 7-18; Pegram 3-17; Marve 2-13; Siller 3-8; Mostert 1-4; Ross 1-4 // **IU** - Houtson 7-129, TD; Roberson 17-77; Roberts 4-11, 2 TDs; Stone 1-4; Perez 1-3; Muhammad 2-(-2); Hughes 1-(-6); Team 1-(-9)

**Passing - PUR** - TerBush 16-25-0/192, TD; Marve 3-6-0/24 // **IU** - Roberson 17-26-1/147

**Receiving - PUR** - Siller 5-43; Bolden 4-63; Edison 3-50, TD; Bush 2-23; Wright 2-21; Pegram 2-10; Gravesande 1-6 // **IU** - Hughes 5-64; Wynn 4-28; Dedmond 2-19; Houston 2-13; Chester 2-9; Roberts 1-10; Muhammad 1-4

**Tackle leaders (misc.) - PUR** - Lucas 3-7-10, TFL; Holland 6-3-9, 2.0 TFL; Johnson 6-1-7, TFL, 2 PBU; Allen 5-2-7, TFL; Evans 5-2-7 // **IU** - Beckum 6-8-14, 1.5 TFL; Murphy 5-8-13, PBU; Phillis 3-8-11 0.5 TFL; Thomas 3-6-9, TFL; Donnell 6-2-8

**Interceptions - PUR** - Johnson 1-0 // **IU** - None

**Sacks (No.-Yards) - PUR** - Gaston 1.0-11 // **IU** - Beckum 1.0-6

PURDUE GAME HIGHS

INDIVIDUAL

Table listing individual game highs for various statistics such as Rushes, Yards Rushing, TD Rushes, Long Rush, Pass Attempts, Pass Completions, Yards Passing, TD Passes, Long Pass, Receptions, Yards Receiving, TD Receptions, Long Reception, Field Goals, Long Field Goal, Punts, Punting Avg, Long Punt, Long Punt Return, Long Kickoff Return, Tackles, Sacks, Tackles For Loss, and Interceptions, along with the player and opponent.

TEAM

Table listing team game highs for various statistics such as Rushes, Yards Rushing, Yards Per Rush, TD Rushes, Pass Attempts, Pass Completions, Yards Passing, Yards Per Pass, TD Passes, Total Plays, Total Offense, Yards Per Play, Points, Sacks By, First Downs, Penalties, Penalty Yards, Turnovers, and Interceptions By, along with the opponent.

**OPPONENT GAME HIGHS**

**INDIVIDUAL**

|                           |            |                                 |
|---------------------------|------------|---------------------------------|
| Rushes .....              | 31 .....   | Marcus Coker, Iowa              |
| Yards Rushing .....       | 223 .....  | Montee Ball, Wisconsin          |
| TD Rushes .....           | 3 .....    | Montee Ball, Wisconsin          |
| Long Rush .....           | 59 .....   | Fitzgerald Toussaint, Michigan  |
| Pass Attempts .....       | 45 .....   | Logan Kilgore, Middle Tennessee |
| Pass Completions .....    | 27 .....   | Logan Kilgore, Middle Tennessee |
| Yards Passing .....       | 330 .....  | Logan Kilgore, Middle Tennessee |
| TD Passes .....           | 3 .....    | Twice                           |
| Long Pass .....           | 66 .....   | Russell Wilson, Wisconsin       |
| Receptions .....          | 12 .....   | Michael Floyd, Notre Dame       |
| Yards Receiving .....     | 151 .....  | Marvin McNutt, Iowa             |
| TD Receptions .....       | 2 .....    | Twice                           |
| Long Reception .....      | 66 .....   | Jeff Duckworth, Wisconsin       |
| Field Goals .....         | 3 .....    | Anthony Fera, Penn State        |
| Long Field Goal .....     | 52 .....   | Philip Welch, Wisconsin         |
| Punts .....               | 8 .....    | Twice                           |
| Punting Avg .....         | 50.1 ..... | Kyle Martens, Rice              |
| Long Punt .....           | 69 .....   | Anthony Fera, Penn State        |
| Long Punt Return .....    | 33 .....   | Justin Brown, Penn State        |
| Long Kickoff Return ..... | 92 .....   | Twice                           |
| Tackles .....             | 14 .....   | Leon Beckum, Indiana            |
| Sacks .....               | 3.0 .....  | Mike Daniels, Iowa              |
| Tackles For Loss .....    | 5.0 .....  | Mike Daniels, Iowa              |
| Interceptions .....       | 2 .....    | Twice                           |

**TEAM**

|                        |            |                  |
|------------------------|------------|------------------|
| Rushes .....           | 54 .....   | Wisconsin        |
| Yards Rushing .....    | 364 .....  | Wisconsin        |
| Yards Per Rush .....   | 7.2 .....  | Notre Dame       |
| TD Rushes .....        | 6 .....    | Wisconsin        |
| Pass Attempts .....    | 47 .....   | Middle Tennessee |
| Pass Completions ..... | 27 .....   | Middle Tennessee |
| Yards Passing .....    | 330 .....  | Middle Tennessee |
| Yards Per Pass .....   | 11.5 ..... | Michigan         |
| TD Passes .....        | 3 .....    | Twice            |
| Total Plays .....      | 81 .....   | Notre Dame       |
| Total Offense .....    | 605 .....  | Wisconsin        |
| Yards Per Play .....   | 7.8 .....  | Wisconsin        |
| Points .....           | 62 .....   | Wisconsin        |
| Sacks By .....         | 5 .....    | Iowa             |
| First Downs .....      | 34 .....   | Notre Dame       |
| Penalties .....        | 8 .....    | Twice            |
| Penalty Yards .....    | 85 .....   | Notre Dame       |
| Turnovers .....        | 3 .....    | Minnesota        |
| Interceptions By ..... | 3 .....    | Penn State       |

## Little Caesars Pizza Bowl

### GAME-BY-GAME STARTERS

#### Offensive Starters

| Opponent         | WR   | FB/WR/TE | LT    | LG       | C       | RG     | RT       | TE/WR  | WR     | QB      | RB      |
|------------------|------|----------|-------|----------|---------|--------|----------|--------|--------|---------|---------|
| Middle Tennessee | Ross | Crank    | Kelly | Drey     | Schmeig | Mondek | Kitchens | Holmes | Siller | TerBush | Bolden  |
| Rice             | Ross | Crank    | Kelly | Drey     | Schmeig | Mondek | Kitchens | Wright | Siller | TerBush | Bolden  |
| SE Missouri      | Ross | Sinz     | Kelly | Drey     | Schmeig | Mondek | Kitchens | Wright | Siller | TerBush | Shavers |
| Notre Dame       | Ross | Edison   | Kelly | Drey     | Schmeig | Mondek | Kitchens | Wright | Siller | TerBush | Bolden  |
| Minnesota        | Bush | Crank    | Kelly | Drey     | Schmeig | Mondek | Foy      | Wright | Siller | TerBush | Bolden  |
| Penn State       | Ross | Edison   | Kelly | Drey     | Schmeig | Mondek | Foy      | Wright | Siller | TerBush | Bolden  |
| Illinois         | Ross | Crank    | Kelly | Drey     | Schmeig | Mondek | Foy      | Wright | Siller | TerBush | Bolden  |
| Michigan         | Ross | Edison   | Kelly | Drey     | Schmeig | Mondek | Foy      | Wright | Siller | TerBush | Bolden  |
| Wisconsin        | Ross | Edison   | Kelly | Shepherd | Schmeig | Mondek | Foy      | Wright | Siller | TerBush | Bolden  |
| Ohio State       | Ross | Crank    | Kelly | Shepherd | Schmeig | Mondek | Foy      | Holmes | Siller | TerBush | Bolden  |
| Iowa             | Ross | Edison   | Kelly | Shepherd | Schmeig | Mondek | Foy      | Holmes | Siller | TerBush | Bolden  |
| Indiana          | Ross | Edison   | Kelly | Shepherd | Schmeig | Mondek | Foy      | Holmes | Siller | TerBush | Bolden  |

#### Defensive Starters

| Opponent         | DE     | NG     | DT     | DE      | LB      | LB/NB    | LB       | CB    | SS       | FS    | CB      |
|------------------|--------|--------|--------|---------|---------|----------|----------|-------|----------|-------|---------|
| Middle Tennessee | Gooden | Short  | Gaston | Russell | Holland | Harris   | Lucas    | Allen | Charlot  | Evans | Johnson |
| Rice             | Gooden | Short  | Gaston | Russell | Holland | Harris   | Lucas    | Allen | Charlot  | Evans | Johnson |
| SE Missouri      | Gooden | Short  | Gaston | Russell | Holland | Carlino  | Lucas    | Allen | Link     | Evans | Johnson |
| Notre Dame       | Gooden | Short  | Gaston | Russell | Holland | Harris   | Beckford | Allen | Feichter | Evans | Johnson |
| Minnesota        | Gooden | Short  | Gaston | Russell | Holland | Beckford | Lucas    | Allen | Link     | Evans | Johnson |
| Penn State       | Short  | Taylor | Gaston | Russell | Holland | Beckford | Gilliam  | Allen | Link     | Evans | Johnson |
| Illinois         | Gooden | Short  | Taylor | Russell | Holland | Beckford | Lucas    | Allen | Link     | Evans | Johnson |
| Michigan         | Gooden | Short  | Taylor | Russell | Holland | Beckford | Lucas    | Allen | Link     | Evans | Johnson |
| Wisconsin        | Gooden | Short  | Gaston | Taylor  | Holland | Beckford | Lucas    | Allen | Link     | Evans | Johnson |
| Ohio State       | Gooden | Short  | Gaston | Taylor  | Holland | Beckford | Lucas    | Allen | Link     | Evans | Johnson |
| Iowa             | Gooden | Short  | Taylor | Russell | Holland | Beckford | Lucas    | Allen | Link     | Evans | Johnson |
| Indiana          | Gooden | Short  | Taylor | Russell | Holland | Harris   | Lucas    | Allen | Charlot  | Evans | Johnson |

### YEAR-BY-YEAR CAREER STARTS

| OFFENSE         |    |                |    |    |    |       | DEFENSE           |    |    |    |    |    |       |
|-----------------|----|----------------|----|----|----|-------|-------------------|----|----|----|----|----|-------|
| Player          | 07 | 08             | 09 | 10 | 11 | Total | Player            | 07 | 08 | 09 | 10 | 11 | Total |
| Dennis Kelly    | —  | 0              | 12 | 12 | 12 | 36*   | Joe Holland       | 0  | 12 | 12 | 11 | 12 | 47    |
| Ken Plue        | —  | 6              | 12 | 10 | —  | 28    | Gerald Gooden     | 0  | 2  | 12 | 12 | 11 | 37    |
| Nick Mondek     | —  | 0              | 0  | 12 | 12 | 24*   | Kawann Short      | —  | —  | 12 | 12 | 12 | 36*   |
| Ralph Bolden    | —  | 0              | 12 | —  | 11 | 23    | Ricardo Allen     | —  | —  | —  | 12 | 12 | 24*   |
| Peters Drey     | —  | —              | 0  | 12 | 8  | 20    | Albert Evans      | —  | 0  | 0  | 10 | 12 | 22    |
| Justin Siller   | —  | 3 <sup>#</sup> | —  | 4  | 12 | 19    | Josh Johnson      | —  | —  | 0  | 10 | 12 | 22*   |
| O.J. Ross       | —  | —              | —  | 4  | 11 | 15    | Logan Link        | —  | 0  | 0  | 11 | 8  | 19    |
| Rick Schmeig    | —  | —              | 1  | 2  | 12 | 15    | Dwayne Beckford   | —  | —  | 0  | 10 | 8  | 18    |
| Antavian Edison | —  | —              | 0  | 7  | 6  | 13    | Chris Carlino     | —  | 5  | 12 | —  | 1  | 18    |
| Caleb TerBush   | —  | —              | —  | —  | 12 | 12*   | Bruce Gaston      | —  | —  | —  | 10 | 8  | 18    |
| Trevor Foy      | —  | —              | —  | —  | 8  | 8*    | Will Lucas        | —  | —  | —  | 2  | 10 | 12    |
| Crosby Wright   | —  | —              | —  | —  | 8  | 8     | Ryan Russell      | —  | —  | —  | —  | 10 | 10    |
| Rob Henry       | —  | —              | —  | 7  | —  | 7     | Brandon Taylor    | —  | —  | —  | 2  | 7  | 9     |
| Gabe Holmes     | —  | —              | —  | 2  | 4  | 6     | Max Charlot       | —  | —  | —  | 4  | 3  | 7     |
| Jared Crank     | —  | —              | —  | —  | 5  | 5     | Normando Harris   | —  | —  | —  | 2  | 4  | 6     |
| Justin Kitchens | —  | —              | —  | —  | 4  | 4     | Mike Eargle       | —  | —  | —  | 2  | —  | 2     |
| Robert Marve    | —  | —              | —  | 4  | —  | 4     | Landon Feichter   | —  | —  | —  | —  | 1  | 1     |
| James Shepherd  | —  | —              | —  | —  | 4  | 4*    | Joe Gilliam       | —  | —  | —  | —  | 1  | 1     |
| Gary Bush       | —  | —              | —  | 1  | 1  | 2     | Charlton Williams | —  | 0  | 0  | 1  | —  | 1     |
| Sean Robinson   | —  | —              | —  | 1  | —  | 1     |                   |    |    |    |    |    |       |
| Akeem Shavers   | —  | —              | —  | —  | 1  | 1     |                   |    |    |    |    |    |       |
| Justin Sinz     | —  | —              | —  | —  | 1  | 1     |                   |    |    |    |    |    |       |

\* denotes consecutive starts and/or active streaks.

# J. Siller's three starts in 2008 and one start in 2010 were at quarterback

## Little Caesars Pizza Bowl

### 2011 PURDUE TOUCHDOWN BREAKDOWN

| Yards  | No. of TD | Length of Drive | Time of Possession                                 | TD Drives |
|--|-----------|-----------------|--|-----------|
| 1-9  | 19        | 1               | 0:01-0:59  | 3         |
| 10-19  | 11        | 2               | 1:00-1:30  | 2         |
| 20-29  | 2         | 2               | 1:31-1:59  | 4         |
| 30-39  | 3         | 2               | 2:00-2:59  | 8         |
| 40-49  | 1         | 4               | 3:00-3:59  | 7         |
| 50-59  | 0         | 5               | 4:00-4:59  | 7         |
| 60-69  | 0         | 5               | 5:00-5:59  | 3         |
| 70-79  | 0         | 3               | 6:00-6:59  | 1         |
| 80-89  | 0         | 9               | 7:00+  | 0         |
| 90+  | 0         | 3               | OT   | 1         |
| <b>Totals</b>  | <b>36</b> | <b>36</b>       | <b>Totals</b>                                      | <b>36</b> |
| Longest TD: C. TerBush to G. Bush, 48 yards, at Michigan |           |                 | Shortest TD Drive Time: 0:15 at Wisconsin          |           |
| Shortest TD: Five times, 1 yard                          |           |                 | Longest TD Drive Time: 6:08 vs. Southeast Missouri |           |
| Avg yds on TD Drives: 61.1 yards                         |           |                 | Avg. TD Drive Time: 3:07                           |           |

| Plays on TD Drives                                      | TDs | Non-Offensive Touchdowns                                |
|---|-----|---|
| 1 Play  | 1   | Ricardo Allen 37-yard interception return vs. Minnesota |
| 2 Plays   | 2   | Brandon Taylor fumble recovery vs. Iowa                 |
| 3 Plays   | 0   |   |
| 4 Plays   | 3   |   |
| 5 Plays   | 1   |   |
| 6 Plays   | 2   |   |
| 7 Plays   | 7   |   |
| 8 Plays   | 6   |   |
| 9 Plays   | 2   |   |
| 10 Plays  | 2   |   |
| 11+ Plays   | 10  |   |
| Avg. No. of Plays on TD Drives: 8.0                     |     |   |
| Shortest Drive by Plays: 1, Indiana                     |     |   |
| Longest Drive by Plays: 13, Illinois, Ohio State & Iowa |     |   |

### 2011 PURDUE RED ZONE NUMBERS

| Opponent             | No.          | Pct.       | TD        | Rush/Pass    | FG        | Missed FG | Int.     | Fumbles  | Downs    | Half     |
|----------------------|--------------|------------|-----------|--------------|-----------|-----------|----------|----------|----------|----------|
| Middle Tennessee     | 1-2          | 50%        | 1         | 0/1          | 0         | 0         | 1        | 0        | 0        | 0        |
| Rice                 | 4-6          | 67%        | 2         | 1/1          | 2         | 1         | 0        | 0        | 1        | 0        |
| SE Missouri          | 9-9          | 100%       | 8         | 7/1          | 1         | 0         | 0        | 0        | 0        | 0        |
| Notre Dame           | 2-2          | 100%       | 1         | 0/1          | 1         | 0         | 0        | 0        | 0        | 0        |
| Minnesota            | 4-4          | 100%       | 4         | 2/2          | 0         | 0         | 0        | 0        | 0        | 0        |
| Penn State           | 4-4          | 100%       | 2         | 1/1          | 2         | 0         | 0        | 0        | 0        | 0        |
| Illinois             | 2-2          | 100%       | 2         | 0/2          | 0         | 0         | 0        | 0        | 0        | 0        |
| Michigan             | 1-3          | 33%        | 1         | 0/1          | 0         | 0         | 1        | 0        | 1        | 0        |
| Wisconsin            | 2-2          | 100%       | 1         | 1/0          | 1         | 0         | 0        | 0        | 0        | 0        |
| Ohio State           | 4-4          | 100%       | 3         | 3/0          | 1         | 0         | 0        | 0        | 0        | 0        |
| Iowa                 | 2-4          | 50%        | 2         | 1/1          | 0         | 0         | 1        | 1        | 0        | 0        |
| Indiana              | 5-5          | 100%       | 3         | 2/1          | 2         | 0         | 0        | 0        | 0        | 0        |
| <b>Season Totals</b> | <b>40-47</b> | <b>85%</b> | <b>30</b> | <b>18/12</b> | <b>10</b> | <b>1</b>  | <b>3</b> | <b>1</b> | <b>2</b> | <b>0</b> |

### 2011 OPPONENT RED ZONE NUMBERS

| Opponent             | No.          | Pct.       | TD        | Rush/Pass   | FG       | Missed FG | Int.     | Fumbles  | Downs    | Half     |
|----------------------|--------------|------------|-----------|-------------|----------|-----------|----------|----------|----------|----------|
| Middle Tennessee     | 1-1          | 100%       | 1         | 1/0         | 0        | 1         | 0        | 0        | 0        | 0        |
| Rice                 | 4-4          | 100%       | 3         | 1/2         | 1        | 0         | 0        | 0        | 0        | 0        |
| SE Missouri          | 0-0          | 0%         | 0         | 0/0         | 0        | 0         | 0        | 0        | 0        | 0        |
| Notre Dame           | 4-5          | 80%        | 3         | 1/2         | 1        | 1         | 0        | 0        | 0        | 0        |
| Minnesota            | 1-1          | 100%       | 1         | 1/0         | 0        | 0         | 0        | 0        | 0        | 0        |
| Penn State           | 4-5          | 80%        | 2         | 2/0         | 2        | 0         | 0        | 0        | 0        | 1        |
| Illinois             | 2-2          | 100%       | 2         | 2/0         | 0        | 0         | 0        | 0        | 0        | 0        |
| Michigan             | 4-5          | 80%        | 2         | 2/0         | 2        | 0         | 0        | 0        | 1        | 0        |
| Wisconsin            | 8-8          | 100%       | 7         | 5/2         | 1        | 0         | 0        | 0        | 0        | 0        |
| Ohio State           | 3-3          | 100%       | 2         | 1/1         | 1        | 0         | 0        | 0        | 0        | 0        |
| Iowa                 | 3-5          | 60%        | 2         | 1/1         | 1        | 1         | 0        | 1        | 0        | 0        |
| Indiana              | 3-3          | 100%       | 2         | 2/0         | 1        | 0         | 0        | 0        | 0        | 0        |
| <b>Season Totals</b> | <b>37-42</b> | <b>88%</b> | <b>25</b> | <b>17/8</b> | <b>9</b> | <b>3</b>  | <b>0</b> | <b>1</b> | <b>1</b> | <b>1</b> |

## Little Caesars Pizza Bowl

### 2011 PURDUE DRIVE CHARTS

| Opponent         | Drives | TD | FG | Missed FG | Punts | Fumbles | Int | Downs | Half | Avg. Start |
|------------------|--------|----|----|-----------|-------|---------|-----|-------|------|------------|
| Middle Tennessee | 13     | 3  | 2  | 0         | 7     | 0       | 1   | 0     | 0    | Own 31     |
| Rice             | 13     | 2  | 2  | 1         | 7     | 0       | 0   | 1     | 0    | Own 36     |
| SE Missouri      | 12     | 8  | 1  | 1         | 1     | 1       | 0   | 0     | 0    | Own 41     |
| Notre Dame       | 11     | 1  | 1  | 1         | 7     | 0       | 1   | 0     | 0    | Own 24     |
| Minnesota        | 12     | 5  | 1  | 1         | 4     | 0       | 0   | 0     | 1    | Own 36     |
| Penn State       | 12     | 2  | 2  | 1         | 4     | 0       | 3   | 0     | 0    | Own 30     |
| Illinois         | 13     | 3  | 0  | 0         | 8     | 1       | 0   | 0     | 1    | Own 27     |
| Michigan         | 11     | 2  | 0  | 0         | 6     | 0       | 1   | 1     | 0    | Own 27     |
| Wisconsin        | 14     | 2  | 1  | 0         | 6     | 0       | 2   | 2     | 1    | Own 33     |
| Ohio State       | 13     | 3  | 2  | 0         | 7     | 0       | 1   | 0     | 0    | Own 28     |
| Iowa             | 11     | 2  | 0  | 0         | 5     | 1       | 2   | 0     | 1    | Own 26     |
| Indiana          | 12     | 3  | 4  | 0         | 4     | 0       | 0   | 0     | 1    | Own 37     |
| Season Totals    | 147    | 36 | 16 | 5         | 66    | 3       | 11  | 4     | 5    | Own 31     |

Scoring on change of possession: Purdue scored a safety at Rice, Ricardo Allen returned an INT 37 yards vs. Minnesota, Brandon Taylor received a fumble in the endzone vs. Iowa

### 2011 OPPONENT DRIVE CHARTS

| Opponent         | Drives | TD | FG | Missed FG | Punts | Fumbles | Int | Downs | Half | Avg. Start |
|------------------|--------|----|----|-----------|-------|---------|-----|-------|------|------------|
| Middle Tennessee | 15     | 3  | 1  | 2         | 7     | 0       | 1   | 0     | 1    | Own 27     |
| Rice             | 13     | 3  | 1  | 0         | 7     | 1       | 0   | 0     | 0    | Own 17     |
| SE Missouri      | 13     | 0  | 0  | 0         | 7     | 0       | 1   | 3     | 2    | Own 22     |
| Notre Dame       | 12     | 5  | 1  | 2         | 2     | 0       | 0   | 0     | 2    | Own 28     |
| Minnesota        | 12     | 1  | 1  | 0         | 6     | 2       | 1   | 0     | 1    | Own 23     |
| Penn State       | 13     | 2  | 3  | 0         | 6     | 0       | 1   | 0     | 1    | Own 38     |
| Illinois         | 13     | 2  | 0  | 0         | 8     | 0       | 1   | 1     | 1    | Own 26     |
| Michigan         | 12     | 4  | 2  | 0         | 2     | 0       | 2   | 1     | 1    | Own 29     |
| Wisconsin        | 14     | 8  | 2  | 0         | 3     | 1       | 0   | 0     | 0    | Own 36     |
| Ohio State       | 14     | 3  | 1  | 1         | 8     | 0       | 0   | 0     | 1    | Own 27     |
| Iowa             | 13     | 4  | 1  | 1         | 4     | 2       | 0   | 0     | 1    | Own 36     |
| Indiana          | 11     | 3  | 1  | 0         | 5     | 0       | 1   | 1     | 0    | Own 23     |
| Season Totals    | 155    | 38 | 14 | 6         | 65    | 6       | 8   | 6     | 11   | Own 27     |

Scoring on change of possession: Minnesota scored on a 92-yard kickoff return, Michigan scored a safety

### 2011 PURDUE SCORING DRIVES

| Game             | Obtained        | Scoring Play              | Plays | Yards | TOP  | Score | Quarter | Time  |
|------------------|-----------------|---------------------------|-------|-------|------|-------|---------|-------|
| Middle Tennessee | Kickoff         | Wiggs 50-yard field goal  | 8     | 30    | 2:27 | 3-7   | 1st     | 5:52  |
|                  | Punt            | Crank 2-yard reception    | 12    | 98    | 4:17 | 10-7  | 2nd     | 7:32  |
|                  | Kickoff         | Shavers 30-yard run       | 7     | 58    | 2:14 | 17-17 | 4th     | 11:44 |
|                  | Kickoff         | Wiggs 47-yard field goal  | 9     | 39    | 3:29 | 20-24 | 4th     | 5:57  |
|                  | Punt            | Edison 35-yard reception  | 11    | 85    | 3:04 | 27-24 | 4th     | 0:49  |
| at Rice          | Kickoff         | TerBush 5-yard run        | 9     | 80    | 3:39 | 7-3   | 1st     | 2:07  |
|                  | Punt            | Wiggs 28-yard field goal  | 7     | 35    | 2:57 | 10-10 | 2nd     | 8:48  |
|                  | Punt            | Wright 19-yard reception  | 4     | 46    | 1:27 | 17-10 | 2nd     | 5:56  |
|                  | Fumble          | Wiggs 27-yard field goal  | 7     | 52    | 2:42 | 22-24 | 4th     | 7:56  |
| SE Missouri      | Downs           | Wiggs 19-yard field goal  | 6     | 42    | 1:47 | 3-0   | 1st     | 9:15  |
|                  | Punt            | Shavers 8-yard run        | 7     | 61    | 1:59 | 10-0  | 1st     | 5:45  |
|                  | Punt            | Shavers 1-yard run        | 7     | 59    | 1:56 | 17-0  | 1st     | 1:01  |
|                  | Punt            | Bolden 1-yard run         | 8     | 37    | 2:52 | 24-0  | 2nd     | 11:58 |
|                  | Punt            | Bush 5-yard reception     | 8     | 70    | 2:46 | 31-0  | 2nd     | 6:00  |
|                  | Downs           | Bolden 6-yard run         | 6     | 55    | 2:21 | 38-0  | 2nd     | 1:28  |
|                  | Punt            | Edison 15-yard run        | 8     | 68    | 3:45 | 45-0  | 3rd     | 5:48  |
|                  | Punt            | Hunt 13-yard run          | 11    | 83    | 6:08 | 52-0  | 4th     | 9:31  |
| Punt             | Hunt 3-yard run | 8                         | 80    | 4:17  | 59-0 | 4th   | 2:24    |       |
| Notre Dame       | Kickoff         | Wiggs 27-yard field goal  | 14    | 70    | 5:27 | 3-21  | 2nd     | 3:39  |
|                  | Punt            | Edison 13-yard reception  | 11    | 95    | 3:59 | 10-38 | 4th     | 0:21  |
| Minnesota        | Punt            | Bolden 2-yard run         | 7     | 39    | 2:50 | 7-0   | 1st     | 10:10 |
|                  | Punt            | Wiggs 53-yard field goal  | 11    | 36    | 3:21 | 10-0  | 1st     | 5:18  |
|                  | Fumble          | Shavers 1-yard run        | 7     | 11    | 3:24 | 17-0  | 1st     | 1:30  |
|                  | Punt            | Ross 12-yard reception    | 11    | 70    | 4:32 | 31-0  | 2nd     | 4:08  |
|                  | Punt            | Shavers 10-yard reception | 12    | 86    | 5:56 | 38-3  | 3rd     | 7:02  |
|                  | Punt            | Mostert 25-yard run       | 7     | 86    | 3:41 | 45-3  | 3rd     | 0:56  |

**Little Caesars Pizza Bowl**

**2011 PURDUE SCORING DRIVES**

| <b>Game</b>   | <b>Obtained</b> | <b>Scoring Play</b>      | <b>Plays</b> | <b>Yards</b> | <b>TOP</b> | <b>Score</b> | <b>Quarter</b> | <b>Time</b> |
|---------------|-----------------|--------------------------|--------------|--------------|------------|--------------|----------------|-------------|
| at Penn State | Kickoff         | Wiggs 28-yard field goal | 8            | 69           | 2:59       | 3-7          | 1st            | 1:39        |
|               | Punt            | Wiggs 32-yard field goal | 8            | 67           | 3:54       | 6-7          | 2nd            | 4:36        |
|               | Kickoff         | Ross 14-yard reception   | 4            | 26           | 1:43       | 12-13        | 3rd            | 4:02        |
|               | Interception    | Shavers 1-yard run       | 8            | 45           | 4:05       | 18-20        | 4th            | 8:08        |
| Illinois      | Punt            | Siller 6-yard reception  | 13           | 91           | 4:33       | 7-0          | 1st            | 3:25        |
|               | Punt            | Mostert 21-yard run      | 9            | 88           | 3:19       | 14-0         | 2nd            | 11:41       |
|               | Downs           | Crank 4-yard reception   | 4            | 14           | 2:19       | 21-0         | 2nd            | 7:48        |
| at Michigan   | Kickoff         | Bush 48-yard reception   | 5            | 67           | 1:24       | 7-0          | 1st            | 13:36       |
|               | Punt            | Ross 19-yard reception   | 6            | 48           | 1:37       | 14-36        | 4th            | 0:15        |
| at Wisconsin  | Kickoff         | Wright 30-yard reception | 2            | 41           | 0:15       | 7-7          | 1st            | 12:24       |
|               | Kickoff         | Wiggs 25-yard field goal | 6            | 8            | 1:57       | 10-14        | 1st            | 1:13        |
|               | Kickoff         | Siller 2-yard run        | 10           | 75           | 2:29       | 17-35        | 2nd            | 0:24        |
| Ohio State    | Punt            | Wiggs 19-yard field goal | 10           | 57           | 3:31       | 3-0          | 1st            | 10:30       |
|               | Punt            | Shavers 4-yard run       | 11           | 60           | 4:03       | 10-0         | 1st            | 4:09        |
|               | Punt            | Bolden 7-yard run        | 13           | 88           | 5:23       | 17-7         | 2nd            | 3:19        |
|               | Punt            | Wiggs 44-yard field goal | 5            | 18           | 1:39       | 20-14        | 4th            | 13:06       |
|               | Possession      | Marve 1-yard run         | 7            | 25           | 0:00       | 26-23        | OT             | 0:00        |
| Iowa          | Kickoff         | Holmes 14-yard reception | 13           | 63           | 5:03       | 7-7          | 1st            | 6:43        |
|               | Kickoff         | Bolden 11-yard run       | 8            | 58           | 2:54       | 21-31        | 4th            | 11:58       |
| at Indiana    | Kickoff         | Edison 14-yard reception | 10           | 80           | 4:11       | 7-7          | 1st            | 2:39        |
|               | Kickoff         | Wiggs 29-yard field goal | 10           | 48           | 3:04       | 10-14        | 2nd            | 13:01       |
|               | Kickoff         | Bolden 8-yard run        | 1            | 8            | 0:18       | 17-17        | 2nd            | 8:37        |
|               | Punt            | Wiggs 43-yard field goal | 9            | 25           | 3:01       | 20-17        | 2nd            | 4:26        |
|               | Punt            | Wiggs 48-yard field goal | 10           | 26           | 1:42       | 23-17        | 2nd            | 0:05        |
|               | Punt            | Wiggs 22-yard field goal | 17           | 88           | 7:43       | 26-17        | 4th            | 13:13       |
|               | Punt            | Edison 5-yard run        | 2            | 55           | 0:31       | 33-17        | 4th            | 8:22        |

## Little Caesars Pizza Bowl

# MOVING THE CHAINS

### Third Down Conversions

| Purdue   | 3&1   | 3&2  | 3&3  | 3&4   | 3&5  | 3&6  | 3&7  | 3&8  | 3&9 | 3&10 | 3&11+ | Totals |
|----------|-------|------|------|-------|------|------|------|------|-----|------|-------|--------|
| Conv-Att | 15-23 | 7-12 | 6-12 | 11-18 | 6-12 | 6-16 | 3-12 | 2-14 | 5-8 | 4-20 | 10-34 | 75-181 |
| Pct.     | 65%   | 58%  | 50%  | 61%   | 50%  | 38%  | 25%  | 14%  | 63% | 20%  | 29%   | 41.4%  |

Purdue's Longest Third Down Conversion: 21 yards vs. Illinois

| Opponents | 3&1   | 3&2  | 3&3  | 3&4  | 3&5  | 3&6  | 3&7 | 3&8  | 3&9 | 3&10 | 3&11+ | Totals |
|-----------|-------|------|------|------|------|------|-----|------|-----|------|-------|--------|
| Conv-Att  | 15-23 | 8-13 | 7-13 | 8-17 | 7-12 | 7-13 | 2-7 | 4-15 | 1-5 | 5-15 | 6-40  | 70-173 |
| Pct.      | 65%   | 62%  | 54%  | 47%  | 58%  | 54%  | 29% | 26%  | 20% | 33%  | 15%   | 40.5%  |

Opponent's Longest Third Down Conversion: Michigan, 20 yards

### Fourth Down Conversions

| Purdue   | 4&1 | 4&2 | 4&3 | 4&4 | 4&5 | 4&6  | 4&7 | 4&8 | 4&9 | 4&10 | 4&11+ | Totals |
|----------|-----|-----|-----|-----|-----|------|-----|-----|-----|------|-------|--------|
| Conv-Att | 1-3 | 0-0 | 0-2 | 0-0 | 1-2 | 1-1  | 0-0 | 0-0 | 0-0 | 0-0  | 1-1   | 4-9    |
| Pct.     | 33% | 0%  | 0%  | 0%  | 50% | 100% | 0%  | 0%  | 0%  | 0%   | 100%  | 44.4%  |

Purdue's Longest Fourth Down Conversion: 18 yards vs. Iowa

| Opponents | 4&1  | 4&2 | 4&3  | 4&4 | 4&5 | 4&6 | 4&7 | 4&8 | 4&9 | 4&10 | 4&11+ | Totals |
|-----------|------|-----|------|-----|-----|-----|-----|-----|-----|------|-------|--------|
| Conv-Att  | 9-11 | 0-1 | 1-1  | 0-1 | 0-0 | 0-1 | 0-0 | 0-1 | 0-0 | 0-0  | 0-0   | 10-16  |
| Pct.      | 82%  | 0%  | 100% | 0%  | 0%  | 0%  | 0%  | 0%  | 0%  | 0%   | 0%    | 62.5%  |

Opponent's Longest Fourth Down Conversion: Ohio State, 3 yards

## 2011 FIRST DOWNS

| Rushing             |     | Total First Downs   |     |
|---------------------|-----|---------------------|-----|
| Ralph Bolden        | 33  | Ralph Bolden        | 37  |
| Akeem Shavers       | 19  | Antavian Edison     | 32  |
| Caleb TerBush       | 18  | Akeem Shavers       | 23  |
| Akeem Hunt          | 10  | Justin Siller       | 20  |
| Robert Marve        | 8   | O.J. Ross           | 20  |
| Jared Crank         | 5   | Caleb TerBush       | 18  |
| Antavian Edison     | 5   | Crosby Wright       | 13  |
| Raheem Mostert      | 5   | Gary Bush           | 11  |
| Reggie Pegram       | 5   | Akeem Hunt          | 10  |
| Brandon Cottom      | 4   | Waynelle Gravesande | 9   |
| O.J. Ross           | 1   | Robert Marve        | 8   |
| TOTALS              | 113 | Gabe Holmes         | 7   |
|                     |     | Reggie Pegram       | 7   |
|                     |     | Jared Crank         | 5   |
|                     |     | Raheem Mostert      | 5   |
|                     |     | Brandon Cottom      | 4   |
|                     |     | PENALTY             | 15  |
|                     |     | TOTALS              | 244 |
|                     |     |                     |     |
| Receiving           |     |                     |     |
| Antavian Edison     | 27  |                     |     |
| Justin Siller       | 20  |                     |     |
| O.J. Ross           | 19  |                     |     |
| Crosby Wright       | 13  |                     |     |
| Gary Bush           | 11  |                     |     |
| Waynelle Gravesande | 9   |                     |     |
| Gabe Holmes         | 7   |                     |     |
| Ralph Bolden        | 4   |                     |     |
| Akeem Shavers       | 4   |                     |     |
| Reggie Pegram       | 2   |                     |     |
| TOTALS              | 116 |                     |     |

## FIRST AND GOAL NUMBERS

|                    | Purdue | Opponent |
|--------------------|--------|----------|
| Possessions        | 19     | 25       |
| Total Scores       | 17     | 21       |
| Touchdowns         | 15     | 19       |
| Rushing            | 12     | 14       |
| Passing            | 3      | 5        |
| Field Goals        | 2      | 2        |
| Missed Field Goals | 0      | 1        |
| Interception       | 0      | 0        |
| Fumbles            | 1      | 1        |
| Downs              | 1      | 1        |
| Clock              | 0      | 1        |
| Scoring Pct.       | .895   | .840     |
| Touchdown Pct.     | .789   | .760     |

## TURNOVER TABLE (-2)

| Opponent         | Takeaways |      |       | Result |    |      |
|------------------|-----------|------|-------|--------|----|------|
|                  | Fum.      | Int. | Total | TD     | FG | Pts. |
| Middle Tennessee | 0         | 1    | 1     | 0      | 0  | 0    |
| at Rice          | 1         | 0    | 1     | 0      | 1  | 3    |
| SE Missouri      | 0         | 1    | 1     | 0      | 0  | 0    |
| Notre Dame       | 0         | 0    | 0     | 0      | 0  | 0    |
| Minnesota        | 2         | 1    | 3     | 2      | 0  | 14   |
| at Penn State    | 0         | 1    | 1     | 1      | 0  | 6    |
| Illinois         | 0         | 1    | 1     | 0      | 0  | 0    |
| at Michigan      | 0         | 2    | 2     | 0      | 0  | 0    |
| at Wisconsin     | 1         | 0    | 1     | 0      | 0  | 0    |
| Ohio State       | 0         | 0    | 0     | 0      | 0  | 0    |
| Iowa             | 2         | 0    | 2     | 1      | 0  | 7    |
| at Indiana       | 1         | 0    | 1     | 0      | 0  | 0    |
| Totals           | 7         | 7    | 14    | 4      | 1  | 30   |

| Opponent         | Giveaways |      |       | Result |    |      |
|------------------|-----------|------|-------|--------|----|------|
|                  | Fum.      | Int. | Total | TD     | FG | Pts. |
| Middle Tennessee | 1         | 1    | 2     | 1      | 0  | 7    |
| at Rice          | 0         | 0    | 0     | 0      | 0  | 0    |
| SE Missouri      | 1         | 0    | 1     | 0      | 0  | 0    |
| Notre Dame       | 0         | 1    | 1     | 1      | 0  | 7    |
| Minnesota        | 0         | 0    | 0     | 0      | 0  | 0    |
| at Penn State    | 0         | 3    | 3     | 0      | 1  | 3    |
| Illinois         | 1         | 0    | 1     | 0      | 0  | 0    |
| at Michigan      | 0         | 1    | 1     | 1      | 0  | 7    |
| at Wisconsin     | 0         | 2    | 2     | 2      | 0  | 14   |
| Ohio State       | 0         | 1    | 1     | 0      | 0  | 0    |
| Iowa             | 2         | 2    | 4     | 1      | 0  | 7    |
| at Indiana       | 0         | 0    | 0     | 0      | 0  | 0    |
| Totals           | 5         | 11   | 16    | 6      | 1  | 45   |

**2011 LONG PLAYS**

**Rushing (19)**

|                |     |                        |
|----------------|-----|------------------------|
| Akeem Hunt     | 50  | at Indiana             |
| Akeem Shavers  | 43  | at Rice                |
| Caleb TerBush  | 41  | at Michigan            |
| Ralph Bolden   | 39  | at Penn State          |
| Akeem Shavers  | 30* | vs. Middle Tennessee   |
| Akeem Hunt     | 30  | vs. Minnesota          |
| Ralph Bolden   | 30  | at Wisconsin           |
| Ralph Bolden   | 30  | vs. Iowa               |
| Caleb TerBush  | 29  | at Rice                |
| Brandon Cottom | 27  | vs. Southeast Missouri |
| Akeem Hunt     | 27  | vs. Southeast Missouri |
| Akeem Shavers  | 26  | vs. Southeast Missouri |
| Ralph Bolden   | 25  | vs. Middle Tennessee   |
| Raheem Mostert | 25* | vs. Minnesota          |
| Ralph Bolden   | 22  | vs. Ohio State         |
| Ralph Bolden   | 21  | at Penn State          |
| Raheem Mostert | 21* | vs. Illinois           |
| O.J. Ross      | 20  | vs. Southeast Missouri |
| Brandon Cottom | 20  | vs. Southeast Missouri |

**Passing (28)**

|                                     |     |                        |
|-------------------------------------|-----|------------------------|
| Caleb TerBush to Justin Siller      | 50  | at Penn State          |
| Caleb TerBush to Gary Bush          | 48* | at Michigan            |
| Caleb TerBush to Antavian Edison    | 35* | vs. Middle Tennessee   |
| Robert Marve to Ralph Bolden        | 33  | at Wisconsin           |
| Caleb TerBush to Justin Siller      | 32  | vs. Illinois           |
| Caleb TerBush to Ralph Bolden       | 32  | at Indiana             |
| Caleb TerBush to Justin Siller      | 31  | vs. Middle Tennessee   |
| Caleb TerBush to Crosby Wright      | 30* | at Wisconsin           |
| Caleb TerBush to O.J. Ross          | 28  | at Rice                |
| Caleb TerBush to O.J. Ross          | 28  | vs. Illinois           |
| Caleb TerBush to Justin Siller      | 28  | at Michigan            |
| Robert Marve to Antavian Edison     | 26  | vs. Southeast Missouri |
| Robert Marve to Justin Siller       | 26  | vs. Ohio State         |
| Caleb TerBush to O.J. Ross          | 25  | vs. Minnesota          |
| Caleb TerBush to Antavian Edison    | 25  | at Indiana             |
| Caleb TerBush to Antavian Edison    | 24  | at Rice                |
| Caleb TerBush to Antavian Edison    | 24  | vs. Notre Dame         |
| Caleb TerBush to Gabe Holmes        | 23  | at Michigan            |
| Caleb TerBush to Antavian Edison    | 22  | at Rice                |
| Robert Marve to Antavian Edison     | 22  | vs. Iowa               |
| Caleb TerBush to Antavian Edison    | 21  | at Rice                |
| Caleb TerBush to Justin Siller      | 21  | vs. Southeast Missouri |
| Robert Marve to Waynelle Gravesande | 21  | vs. Southeast Missouri |
| Caleb TerBush to Antavian Edison    | 20  | vs. Notre Dame         |
| Robert Marve to Antavian Edison     | 20  | vs. Notre Dame         |
| Caleb TerBush to O.J. Ross          | 20  | vs. Minnesota          |
| Caleb TerBush to Antavian Edison    | 20  | at Penn State          |
| Caleb TerBush to Reggie Pegram      | 20  | at Penn State          |
| Caleb TerBush to O.J. Ross          | 20  | at Wisconsin           |

\* Denotes scoring play

**2011 LONG PLAYS**

**Returns (35)**

|                     |         |                        |
|---------------------|---------|------------------------|
| Raheem Mostert      | 81 KO   | at Indiana             |
| Raheem Mostert      | 74 KO   | at Wisconsin           |
| Raheem Mostert      | 71 KO   | at Penn State          |
| Albert Evans        | 55 INT  | at Penn State          |
| Raheem Mostert      | 49 KO   | at Wisconsin           |
| Akeem Hunt          | 42 KO   | vs. Iowa               |
| O.J. Ross           | 41 KO   | vs. Middle Tennessee   |
| Raheem Mostert      | 40 KO   | at Wisconsin           |
| Raheem Mostert      | 39 KO   | vs. Notre Dame         |
| Ricardo Allen       | 37 INT* | vs. Minnesota          |
| O.J. Ross           | 35 KO   | vs. Middle Tennessee   |
| Waynelle Gravesande | 31 P    | at Rice                |
| Akeem Hunt          | 30 KO   | at Michigan            |
| O.J. Ross           | 29 KO   | at Rice                |
| Raheem Mostert      | 29 KO   | vs. Ohio State         |
| Akeem Hunt          | 28 KO   | at Wisconsin           |
| Raheem Mostert      | 27 KO   | vs. Ohio State         |
| T.J. Barbarette     | 26 KO   | vs. Southeast Missouri |
| O.J. Ross           | 25 KO   | at Rice                |
| O.J. Ross           | 25 KO   | vs. Notre Dame         |
| Raheem Mostert      | 25 KO   | vs. Minnesota          |
| Akeem Hunt          | 25 KO   | at Penn State          |
| Raheem Mostert      | 24 KO   | vs. Minnesota          |
| Akeem Hunt          | 24 KO   | at Michigan            |
| Raheem Mostert      | 23 KO   | at Michigan            |
| Raheem Mostert      | 22 KO   | vs. Notre Dame         |
| Raheem Mostert      | 22 KO   | at Wisconsin           |
| T.J. Barbarette     | 21 KO   | vs. Middle Tennessee   |
| O.J. Ross           | 21 KO   | vs. Notre Dame         |
| Raheem Mostert      | 21 KO   | at Penn State          |
| Raheem Mostert      | 21 KO   | at Michigan            |
| Raheem Mostert      | 21 KO   | at Wisconsin           |
| Raheem Mostert      | 21 KO   | vs. Iowa               |
| Raheem Mostert      | 20 KO   | vs. Notre Dame         |
| Raheem Mostert      | 20 KO   | vs. Iowa               |

\* Denotes scoring play

---

**Little Caesars Pizza Bowl****The Last Time Purdue...**

|   |                              |   |
|---|------------------------------|---|
| Had 300 or more yards                                   | <b>RUSHING</b>               | vs. Southeast Missouri, Sept. 17, 2011 (393)  |
| Had 400 or more yards                                   |                              | at Northwestern, Oct. 26, 2002 (407)  |
| Had 50 or more attempts                                 |                              | vs. Southeast Missouri, Sept. 17, 2011 (53)   |
| Had four or more TDs                                    |                              | vs. Southeast Missouri, Sept. 17, 2011 (7)  |
| Had two players with 100 yards in a game                |                              | vs. Indiana, Nov. 23, 2002<br>(Brandon Jones, 131 and Joey Harris, 102)                               |
| <hr/>   |                              |   |
| Had 400 or more yards                                   | <b>PASSING</b>               | vs. Indiana, Nov. 22, 2008 (479)  |
| Had 500 or more yards                                   |                              | vs. Central Michigan, Dec. 26, 2007 (546)   |
| Had 45 or more attempts                                 |                              | vs. Michigan State, Nov. 14, 2009 (55)  |
| Had 30 or more completions                              |                              | at Notre Dame, Sept. 4, 2010 (31)   |
| Had four or more TDs                                    |                              | at Indiana, Nov. 21, 2009 (4)   |
| Threw three interceptions                               |                              | at Penn State, Oct. 15, 2011 (3)  |
| Threw four or more interceptions                        |                              | vs. Indiana, Nov. 18, 2006 (4)  |
| <hr/>   |                              |   |
| Had two players with 100 yards in a game                | <b>RECEIVING</b>             | vs. Northwestern, Oct. 3, 2009<br>(Keith Smith, 101 and Aaron Valentin, 101)                          |
| Had three or more players with 100 yards in a game      |                              | vs. Central Michigan, Dec. 26, 2007<br>(Dustin Keller, 150; Greg Orton, 136 and Jake Standeford, 112) |
| <hr/>   |                              |   |
| Had a 200-yard passer and 100-yard rusher in a game     | <b>COMBINATION OFFENSE</b>   | vs. Middle Tennessee, Sept. 3, 2011<br>(Caleb TerBush, 219 passing and Ralph Bolden, 120 rushing)     |
| Had a 100-yard receiver and a 100-yard rusher in a game |                              | vs. Toledo, Sept. 5, 2009<br>(Keith Smith, 117 receiving and Ralph Bolden, 234 rushing)               |
| <hr/>   |                              |   |
| Had 500 or more yards of total offense                  | <b>TOTAL OFFENSE</b>         | at Indiana, Nov. 26, 2011 (508)   |
| Had 600 or more yards of total offense                  |                              | vs. Southeast Missouri, Sept. 17, 2011 (627)  |
| Had 75 or more total plays of offense                   |                              | at Indiana, Nov. 26, 2011 (86)  |
| Had 85 or more total plays of offense                   |                              | at Indiana, Nov. 26, 2011 (86)  |
| <hr/>   |                              |   |
| Scored 40 or more points                                | <b>SCORING</b>               | vs. Minnesota, Oct. 8, 2011 (45)  |
| Scored 50 or more points                                |                              | vs. Southeast Missouri, Sept. 17, 2011 (59)   |
| Scored 60 or more points                                |                              | vs. Indiana, Nov. 22, 2008 (62)   |
| Allowed 30 or more points                               |                              | vs. Iowa, Nov. 19, 2011 (31)  |
| Allowed 40 or more points                               |                              | at Wisconsin, Nov. 5, 2011 (62)   |
| Allowed 50 or more points                               |                              | at Wisconsin, Nov. 5, 2011 (62)   |
| Was held scoreless                                      |                              | at Ohio State, Oct. 23, 2010 (49-0)   |
| Held opponent scoreless                                 |                              | vs. Southeast Missouri, Sept. 17, 2011 (59-0)   |
| <hr/>   |                              |   |
| Did not commit a turnover                               | <b>GIVEAWAYS / TAKEAWAYS</b> | at Indiana, Nov. 26, 2011   |
| Committed five or more turnovers                        |                              | vs. Michigan, Nov. 13, 2010 (5)   |
| Recorded five or more takeaways                         |                              | vs. Michigan, Nov. 13, 2010 (5)   |
| Intercepted four or more passes                         |                              | vs. Notre Dame, Sept. 27, 2003 (4)  |
| Returned an interception for a TD                       |                              | vs. Minnesota, Oct. 8, 2011 (Ricardo Allen, 37 yards)   |
| Returned a fumble for a TD                              |                              | vs. Iowa, Nov. 19, 2011 (Brandon Taylor, 0 yards)   |
| <hr/>   |                              |   |
| Held opponent to 50 or fewer rushing yards              | <b>DEFENSE</b>               | vs. Notre Dame, Sept. 29, 2007 (49)   |
| Held opponent to 100 or fewer passing yards             |                              | vs. Southeast Missouri, Sept. 17, 2011 (66)   |
| Held opponent to 200 or fewer yards of total offense    |                              | vs. Southeast Missouri, Sept. 17, 2011 (153)  |
| Scored a safety   |                              | at Rice, Sept. 10, 2011   |
| Recorded five or more sacks                             |                              | vs. Ohio State, Nov. 12, 2011 (5)   |
| <hr/>   |                              |   |
| Returned a punt for a touchdown                         | <b>SPECIAL TEAMS</b>         | vs. Northern Illinois, Sept. 19, 2009 (Aaron Valentin, 62 yards)                                      |
| Returned a blocked punt for a touchdown                 |                              | vs. Northern Colorado, Sept. 6, 2008 (Mike Conway, 11 yards)  |
| Returned a kickoff for a touchdown                      |                              | at Indiana, Nov. 21, 2009 (Al-Terek McBurse, 87 yards)  |
| Blocked a punt  |                              | vs. Northern Colorado, Sept. 6, 2008 (Frank Halliburton x 2)  |
| Blocked a field goal                                    |                              | vs. Notre Dame, Oct. 1, 2011 (Kawann Short)   |
| Blocked a PAT kick                                      |                              | vs. Ohio State, Nov. 12, 2011 (Bruce Gaston)  |
| Had a field goal blocked                                |                              | at Rice, Sept. 10, 2011 (Carson Wiggs)  |
| Missed a kicking PAT                                    |                              | at Penn State, Oct. 15, 2011 (Carson Wiggs, hit upright)  |
| Scored a 2-point conversion                             |                              | vs. Central Michigan, Sept. 20, 2008 (Painter to Orton)   |
| Did not punt  |                              | vs. Indiana, Nov. 22, 2008  |
| Recovered an onside kick                                |                              | at Michigan, Nov. 7, 2009 (x2)  |
| <hr/>   |                              |   |
| Had 30 or more first downs                              | <b>MISCELLANEOUS</b>         | vs. Southeast Missouri, Sept. 17, 2011 (33)   |
| Had 35 minutes or more of possession time               |                              | at Indiana, Nov. 26, 2011 (35:11)   |
| Was involved in an overtime game                        |                              | vs. Ohio State, Nov. 12, 2011 (W, 26-23) [4-7 all-time in overtime games]                             |

---

## Little Caesars Pizza Bowl

### The Last Time A Boilermaker...

#### RUSHING

|  |  |
|--|--|
| Rushed for 100 yards or more             | Akeem Hunt at Indiana, Nov. 26, 2011 (100)         |
| Rushed for 150 yards or more             | Ralph Bolden vs. Toledo, Sept. 5, 2009 (234)       |
| Rushed for 200 yards or more             | Ralph Bolden vs. Toledo, Sept. 5, 2009 (234)       |
| Rushed for 250 yards or more             | Mike Alstott at Indiana, Nov. 24, 1995 (265)       |
| Quarterback rushed for 100 or more yards | Rob Henry at Northwestern, Oct. 9, 2010 (132)      |
| Rushed 20 or more times                  | Jaycen Taylor at Indiana, Nov. 21, 2009 (20)       |
| Rushed 30 or more times                  | Kory Sheets vs. Michigan, Nov. 1, 2008 (30)        |
| Rushed for three TDs                     | Rob Henry vs. Minnesota, Oct. 16, 2010 (3)         |
| Rushed for four or more TDs              | Kory Sheets vs. Miami [Ohio], Sept. 9, 2006 (4)    |
| Had a run of 50 yards or more            | Akeem Hunt at Indiana, Nov. 26, 2011 (50)          |
| Had a run of 60 yards or more            | Keith Carlos at Michigan State, Nov. 20, 2010 (80) |
| Had a run of 70 yards or more            | Keith Carlos at Michigan State, Nov. 20, 2010 (80) |
| Had a run of 80 yards or more            | Keith Carlos at Michigan State, Nov. 20, 2010 (80) |

---

#### PASSING

|                                      |  |
|--------------------------------------|--|
| Passed for 300 or more yards         | Joey Elliott vs. Michigan State, Nov. 14, 2009 (373)     |
| Passed for 400 or more yards         | Curtis Painter vs. Indiana, Nov. 22, 2008 (448)          |
| Passed for 500 or more yards         | Curtis Painter vs. Central Michigan, Dec. 26, 2007 (546) |
| Attempted 40 or more passes          | Robert Marve at Notre Dame, Sept. 4, 2010 (42)           |
| Attempted 50 or more passes          | Joey Elliott vs. Michigan State, Nov. 14, 2009 (55)      |
| Completed 20 or more passes          | Robert Marve vs. Western Illinois, Sept. 11, 2010 (23)   |
| Completed 30 or more passes          | Robert Marve at Notre Dame, Sept. 4, 2010 (31)           |
| Threw four TDs                       | Joey Elliott at Indiana, Nov. 21, 2009 (4)               |
| Threw five or more TDs               | Curtis Painter vs. Eastern Illinois, Sept. 8, 2007 (6)   |
| Completed a pass of 50 yards or more | Caleb TerBush at Penn State, Oct. 15, 2011 (50)          |
| Completed a pass of 60 yards or more | Rob Henry at Michigan State, Nov. 20, 2010 (67)          |
| Completed a pass of 70 yards or more | Rob Henry vs. Ball State, Sept. 18, 2010 (76)            |
| Completed a pass of 80 yards or more | Curtis Painter at Toledo, Sept. 1, 2007 (80)             |
| Threw three or more interceptions    | Sean Robinson vs. Wisconsin, Nov. 6, 2010 (3)            |

---

#### RECEIVING

|                                   |   |
|-----------------------------------|---|
| Caught seven or more passes       | Antavian Edison vs. Iowa, Nov. 19, 2011 (9)         |
| Caught 10 or more passes          | Keith Smith at Notre Dame, Sept. 4, 2010 (12)       |
| Caught 15 or more passes          | Keith Smith vs. Michigan State, Nov. 14, 2009 (15)  |
| Had 100 or more yards receiving   | Antavian Edison vs. Notre Dame, Oct. 1, 2011 (105)  |
| Had 150 or more yards receiving   | Keith Smith vs. Michigan State, Nov. 14, 2009 (152) |
| Had 200 or more yards receiving   | Selwyn Lymon at Notre Dame, Sept. 30, 2006 (238)    |
| Caught two TDs                    | Cortez Smith vs. Ball State, Sept. 18, 2010 (2)     |
| Caught three or more TDs          | Taylor Stubblefield vs. Indiana, Nov. 20, 2004 (3)  |
| Caught a pass of 50 yards or more | Justin Siller at Penn State, Oct. 15, 2011 (50)     |
| Caught a pass of 60 yards or more | Cortez Smith at Michigan State, Nov. 20, 2010 (67)  |
| Caught a pass of 70 yards or more | Cortez Smith vs. Ball State, Sept. 18, 2010 (76)    |
| Caught a pass of 80 yards or more | Dustin Keller at Toledo, Sept. 1, 2007 (80)         |

---

#### TOTAL OFFENSE

|  |   |
|--|---|
| Had 400 or more yards total offense    | Curtis Painter vs. Indiana, Nov. 22, 2008 (449)                                   |
| Had 500 or more yards total offense    | Curtis Painter vs. Central Michigan, Dec. 26, 2007 (540)                          |
| Had 100 yards both passing and rushing | Brandon Kirsch at Michigan State, November 16, 2002<br>(208 passing, 125 rushing) |

---

#### ALL-PURPOSE

|                                   |   |
|-----------------------------------|---|
| Had 150 or more all-purpose yards | Raheem Mostert at Wisconsin, Nov. 5, 2011 (223)     |
| Had 200 or more all-purpose yards | Raheem Mostert at Wisconsin, Nov. 5, 2011 (223)     |
| Had 250 or more all-purpose yards | Dorien Bryant vs. Northwestern, Oct. 15, 2005 (271) |

---

#### SCORING

|                                       |  |
|---------------------------------------|--|
| Accounted for five or more touchdowns | Curtis Painter vs. Indiana, Nov. 22, 2008 (5 passing)          |
| Accounted for six or more touchdowns  | Curtis Painter vs. Eastern Illinois, Sept. 8, 2007 (6 passing) |

---

#### DEFENSE

|                                  |  |
|----------------------------------|--|
| Intercepted two or more passes   | Brandon King vs. Ohio State, Oct. 17, 2009 (2)     |
| Intercepted three or more passes | Mike Rose vs. Northwestern, Sept. 27, 1997 (3)     |
| Intercepted four or more passes  | Paul Beery at Wisconsin, Oct. 9, 1976 (4)          |
| Recovered two or more fumbles    | Ryan Russell vs. Minnesota, Oct. 8, 2011 (2)       |
| Recorded 10 or more tackles      | Will Lucas at Indiana, Nov. 26, 2011 (10)          |
| Recorded 15 or more tackles      | Anthony Spencer at Notre Dame, Sept. 30, 2006 (15) |
| Had two or more sacks            | Kawann Short vs. Ohio State, Nov. 12, 2011 (3.0)   |

---

#### SPECIAL TEAMS

|  |  |
|--|--|
| Scored 10 or more points kicking         | Carson Wiggs at Indiana, Nov. 26, 2011 (15)          |
| Kicked four field goals                  | Carson Wiggs at Indiana, Nov. 26, 2011 (4)           |
| Kicked five or more field goals          | Rick Anderson vs. Michigan State, Oct. 25, 1980 (5)  |
| Kicked a field goal of 50 or more yards  | Carson Wiggs vs. Minnesota, Oct. 8, 2011 (53)        |
| Had a punt 60 or more yards              | Cody Webster vs. Minnesota, Oct. 8, 2011 (66)        |
| Had a punt 70 or more yards              | Cody Webster at Northwestern, Oct. 9, 2010 (79)      |
| Punted 10 or more times                  | Jared Armstrong vs. Ohio State, Oct. 6, 2007 (12)    |
| Totaled 100 or more punt return yards    | Anthony Chambers vs. Penn State, Oct. 11, 2003 (149) |
| Totaled 100 or more kickoff return yards | Raheem Mostert at Wisconsin, Nov. 5, 2011 (206)      |

---


**Little Caesars Pizza Bowl****The Last Time An Opponent...**

|  |                         |   |
|--|-------------------------|---|
|  | <b>RUSHING</b>          |   |
| Had 300 or more yards                            |                         | Wisconsin, Nov. 5, 2011 (364)   |
| Had 50 or more attempts                          |                         | Wisconsin, Nov. 5, 2011 (54)  |
| Had four or more TDs                             |                         | Wisconsin, Nov. 5, 2011 (6)   |
| Had two or more players with 100 yards           |                         | Illinois, Nov. 11, 2006 (Williams 22-145 and Thomas 10-105)               |
|  | <b>PASSING</b>          |   |
| Had 300 or more yards                            |                         | Middle Tennessee, Sept. 3, 2011 (330)                                     |
| Had 400 or more yards                            |                         | Toledo, Sept. 5, 2009 (423)   |
| Had 50 or more attempts                          |                         | Indiana, Nov. 27, 2010 (52)   |
| Had 60 or more attempts                          |                         | Toledo, Sept. 5, 2009 (69)  |
| Had 30 or more completions                       |                         | Indiana, Nov. 27, 2010 (31)   |
| Threw three or more TDs                          |                         | Iowa, Nov. 19, 2011 (3)   |
|  | <b>RECEIVING</b>        |   |
| Had two or more players with 100 yards in a game |                         | Toledo, Sept. 5, 2009<br>(Stephen Williams, 185, and Eric Page, 128)      |
|  | <b>TOTAL OFFENSE</b>    |   |
| Had 500 or more yards total offense              |                         | Wisconsin, Nov. 5, 2011 (605)   |
| Had 600 or more yards total offense              |                         | Wisconsin, Nov. 5, 2011 (605)   |
| Had 80 or more plays                             |                         | Notre Dame, Oct. 1, 2011 (81)   |
|  | <b>SCORING</b>          |   |
| Scored 40 or more points                         |                         | Wisconsin, Nov. 5, 2011 (62)  |
| Scored 50 or more points                         |                         | Wisconsin, Nov. 5, 2011 (62)  |
|  | <b>TAKEAWAYS</b>        |   |
| Returned an interception for a TD                |                         | Wisconsin, Nov. 6, 2010 (Antoni Fenelus, 36 yards)                        |
| Returned a fumble for a TD                       |                         | Michigan, Nov. 13, 2010 (Cameron Gordon, 58 yards)                        |
|  | <b>DEFENSE</b>          |   |
| Scored a safety                                  |                         | Michigan, Oct. 29, 2011   |
| Held Purdue to 50 or fewer rushing yards         |                         | Ohio State, Oct. 23, 2010 (30)  |
| Held Purdue to 200 or fewer passing yards        |                         | Iowa, Nov. 19, 2011 (181)   |
| Held Purdue to 300 or fewer yards total offense  |                         | Iowa, Nov. 19, 2011 (282)   |
|  | <b>SPECIAL TEAMS</b>    |   |
| Returned a punt for a TD                         |                         | Michigan, Nov. 1, 2008 (Martavious Odoms, 73 yards)                       |
| Returned a blocked punt for a TD                 |                         | Wisconsin, Oct. 31, 2009 (Aaron Henry, returned 9 yards)                  |
| Returned a kickoff for a TD                      |                         | Minnesota, Oct. 8, 2011 (Marcus Jones, 92 yards)                          |
| Punted 10 or more times                          |                         | Northwestern, Oct. 30, 2004 (11)  |
| Missed a kicking PAT                             |                         | Ohio State, Nov. 12, 2011   |
| Scored a 2-point conversion                      |                         | Michigan State, Nov. 20, 2010   |
|  | <b>MISCELLANEOUS</b>    |   |
| Had 20 or more first downs                       |                         | Iowa, Nov. 19, 2011 (22)  |
| Had 30 or more first downs                       |                         | Wisconsin, Nov. 5, 2011 (30)  |
| Had 35 minutes or more of possession time        |                         | Wisconsin, Nov. 5, 2011 (36:43)   |
|  | <b>COMBINED OFFENSE</b> |   |
| Had 100-yard receiver and 100-yard rusher        |                         | Iowa, Nov. 19, 2011 (Marcus Coker 139 rush and Marvin McNutt 151 receive) |
|  | <b>INDIVIDUALS</b>      |   |
| Had a 100-yard rusher                            |                         | Marcus Coker (139), Iowa, Nov. 19, 2011                                   |
| Had a 300-yard passer                            |                         | Logan Kilgore (330), Middle Tennessee, Sept. 3, 2011                      |
| Had a 100-yard receiver                          |                         | Marvin McNutt (151), Iowa, Nov. 19, 2011                                  |
| Had 15 or more tackles                           |                         | Archie Donald (16), Toledo, Sept. 25, 2010                                |


## Little Caesars Pizza Bowl



**#2**  
**Justin Siller**  
Senior  
Wide Receiver



**#3**  
**Waynelle Gravesande**  
Senior  
Wide Receiver



**#4**  
**O.J. Ross**  
Sophomore  
Wide Receiver

### 2011 GAME-BY-GAME RUSHING STATS

| Opponent          | Att       | Yds       | Avg        | TD       | Long     |
|-------------------|-----------|-----------|------------|----------|----------|
| Middle Tenn.      | 0         | 0         | 0.0        | 0        | 0        |
| at Rice           | 0         | 0         | 0.0        | 0        | 0        |
| SE Missouri State | 0         | 0         | 0.0        | 0        | 0        |
| Notre Dame        | 0         | 0         | 0.0        | 0        | 0        |
| Minnesota         | 0         | 0         | 0.0        | 0        | 0        |
| at Penn State     | 0         | 0         | 0.0        | 0        | 0        |
| Illinois          | 3         | 13        | 4.3        | 0        | 9        |
| at Michigan       | 2         | -1        | 0.0        | 0        | 2        |
| at Wisconsin      | 1         | 2         | 2.0        | 1        | 2        |
| Ohio State        | 1         | 5         | 5.0        | 0        | 5        |
| Iowa              | 0         | 0         | 0.0        | 0        | 0        |
| at Indiana        | 3         | 8         | 2.7        | 0        | 4        |
| <b>Totals</b>     | <b>10</b> | <b>27</b> | <b>2.7</b> | <b>1</b> | <b>9</b> |

### 2011 GAME-BY-GAME RECEIVING STATS

| Opponent          | Rec       | Yds        | Avg        | TD       | Long      |
|-------------------|-----------|------------|------------|----------|-----------|
| Middle Tenn.      | 5         | 55         | 11.0       | 0        | 31        |
| at Rice           | 4         | 21         | 4.3        | 0        | 9         |
| SE Missouri State | 5         | 61         | 12.2       | 0        | 21        |
| Notre Dame        | 4         | 26         | 6.5        | 0        | 7         |
| Minnesota         | 2         | 8          | 4.0        | 0        | 8         |
| at Penn State     | 5         | 67         | 13.4       | 0        | 50        |
| Illinois          | 3         | 45         | 15.0       | 1        | 32        |
| at Michigan       | 5         | 58         | 11.6       | 0        | 28        |
| at Wisconsin      | 1         | 0          | 0.0        | 0        | 0         |
| Ohio State        | 6         | 45         | 7.5        | 0        | 26        |
| Iowa              | 0         | 0          | 0.0        | 0        | 0         |
| at Indiana        | 5         | 43         | 8.6        | 0        | 16        |
| <b>Totals</b>     | <b>45</b> | <b>430</b> | <b>9.6</b> | <b>1</b> | <b>50</b> |

2011 Notes: has caught at least one pass in 11 of 12 games ... Had a career-high six receptions against Ohio State ... lone touchdown came against Illinois on a jail break screen ... had a career-high 67 receiving yards at Penn State.

#### Siller's Career Rushing Totals

| Year          | Att       | Yds        | Avg        | TD       | Long      |
|---------------|-----------|------------|------------|----------|-----------|
| 2008          | 60        | 167        | 2.8        | 2        | 20        |
| 2010          | 5         | 13         | 3.2        | 0        | 5         |
| 2011          | 10        | 27         | 2.7        | 1        | 9         |
| <b>Totals</b> | <b>75</b> | <b>206</b> | <b>2.4</b> | <b>3</b> | <b>20</b> |

#### Siller's Career Receiving Totals

| Year          | Rec       | Yds        | Avg/C      | TD       | Long      |
|---------------|-----------|------------|------------|----------|-----------|
| 2010          | 12        | 104        | 8.7        | 1        | 25        |
| 2011          | 45        | 430        | 9.7        | 1        | 50        |
| <b>Totals</b> | <b>57</b> | <b>534</b> | <b>9.4</b> | <b>2</b> | <b>50</b> |

#### Siller's Career Highs

Rushes ..... 15 ..... vs. Michigan, 2008  
 Rushing Yards ..... 77 ..... vs. Michigan, 2008  
 Long Rush ..... 20 ..... vs. Oregon, 2008  
 Receptions ..... 6 ..... vs. Ohio State, 2011  
 Receiving Yards ..... 67 ..... at Penn State, 2011  
 Receiving TDs ..... 1 ..... 2x, last vs. Illinois, 2011  
 Long Reception ..... 50 ..... at Penn State, 2011

### 2011 GAME-BY-GAME RECEIVING STATS

| Opponent          | Rec       | Yds        | Avg        | TD       | Long      |
|-------------------|-----------|------------|------------|----------|-----------|
| Middle Tenn.      | 2         | 23         | 11.5       | 0        | 14        |
| at Rice           | 0         | 0          | 0.0        | 0        | 0         |
| SE Missouri State | 4         | 57         | 14.3       | 0        | 21        |
| Notre Dame        | 2         | 22         | 11.0       | 0        | 16        |
| Minnesota         | 1         | 5          | 5.0        | 0        | 5         |
| at Penn State     | 2         | 26         | 13.0       | 0        | 17        |
| Illinois          | 0         | 0          | 0.0        | 0        | 0         |
| at Michigan       | 1         | 4          | 4.0        | 0        | 4         |
| at Wisconsin      | 2         | 8          | 4.0        | 0        | 7         |
| Ohio State        | 1         | 9          | 9.0        | 0        | 9         |
| Iowa              | 2         | 17         | 8.5        | 0        | 9         |
| at Indiana        | 1         | 6          | 6.0        | 0        | 6         |
| <b>Totals</b>     | <b>18</b> | <b>177</b> | <b>9.8</b> | <b>0</b> | <b>21</b> |

### 2011 GAME-BY-GAME RETURN STATS

| Opponent          | Ret       | Yds        | Avg        | TD       | Long      |
|-------------------|-----------|------------|------------|----------|-----------|
| Middle Tenn.      | 2         | 21         | 10.5       | 0        | 17        |
| at Rice           | 4         | 44         | 11.0       | 0        | 31        |
| SE Missouri State | 1         | 11         | 11.0       | 0        | 11        |
| Notre Dame        | 0         | 0          | 0.0        | 0        | 0         |
| Minnesota         | 2         | 6          | 3.0        | 0        | 7         |
| at Penn State     | 2         | 23         | 11.5       | 0        | 13        |
| Illinois          | 1         | -2         | -2.0       | 0        | 0         |
| at Michigan       | 2         | 25         | 12.5       | 0        | 14        |
| at Wisconsin      | 2         | 0          | 0.0        | 0        | 1         |
| Ohio State        | 3         | 0          | 0.0        | 0        | 2         |
| Iowa              | 0         | 0          | 0.0        | 0        | 0         |
| at Indiana        | 3         | 1          | 0.3        | 0        | 3         |
| <b>Totals</b>     | <b>22</b> | <b>129</b> | <b>5.9</b> | <b>0</b> | <b>31</b> |

2011 Notes: Had a career-long 31-yard punt return at Rice ... set career highs with four catches for 57 yards, including a career-best 21 yard grab vs. SEMO.

#### Gravesande's Career Receiving Totals

| Year          | Rec       | Yds        | Avg/C      | TD       | Long      |
|---------------|-----------|------------|------------|----------|-----------|
| 2008          | 2         | 13         | 6.5        | 0        | 8         |
| 2009          | 1         | 11         | 11.0       | 0        | 11        |
| 2010          | 0         | 0          | 0.0        | 0        | 0         |
| 2011          | 18        | 177        | 9.8        | 0        | 21        |
| <b>Totals</b> | <b>21</b> | <b>201</b> | <b>9.6</b> | <b>0</b> | <b>21</b> |

#### Gravesande's Career Punt Return Totals

| Year          | Ret       | Yds        | Avg        | TD       | Long      |
|---------------|-----------|------------|------------|----------|-----------|
| 2008          | 0         | 0          | 0.0        | 0        | 0         |
| 2009          | 11        | 51         | 4.6        | 0        | 20        |
| 2010          | 14        | 60         | 4.3        | 0        | 22        |
| 2011          | 22        | 129        | 5.9        | 0        | 31        |
| <b>Totals</b> | <b>47</b> | <b>240</b> | <b>5.1</b> | <b>0</b> | <b>31</b> |

#### Gravesande's Career Highs

Receptions ..... 4 ..... vs. SEMO, 2011  
 Receiving Yard ..... 57 ..... vs. SEMO, 2011  
 Long Reception ..... 21 ..... vs. SEMO, 2011  
 Long Punt Return ... 31 ..... at Rice, 2011

### 2011 GAME-BY-GAME RECEIVING STATS

| Opponent          | Rec       | Yds        | Avg         | TD       | Long      |
|-------------------|-----------|------------|-------------|----------|-----------|
| Middle Tenn.      | 2         | 26         | 13.0        | 0        | 14        |
| at Rice           | 4         | 39         | 9.8         | 0        | 28        |
| SE Missouri State | 5         | 46         | 9.2         | 0        | 13        |
| Notre Dame        | 2         | 13         | 6.5         | 0        | 7         |
| Minnesota         | 5         | 63         | 12.6        | 1        | 25        |
| at Penn State     | 1         | 14         | 14.0        | 1        | 14        |
| Illinois          | 3         | 45         | 15.0        | 0        | 28        |
| at Michigan       | 3         | 38         | 12.7        | 1        | 19        |
| at Wisconsin      | 4         | 42         | 10.5        | 0        | 20        |
| Ohio State        | 4         | 30         | 7.5         | 0        | 15        |
| Iowa              | 0         | 0          | 0.0         | 0        | 0         |
| at Indiana        | 0         | 0          | 0.0         | 0        | 0         |
| <b>Totals</b>     | <b>33</b> | <b>356</b> | <b>10.8</b> | <b>3</b> | <b>28</b> |

### 2011 GAME-BY-GAME RETURN STATS

| Opponent          | Ret      | Yds        | Avg         | TD       | Long      |
|-------------------|----------|------------|-------------|----------|-----------|
| Middle Tenn.      | 3        | 75         | 25.0        | 0        | 41        |
| at Rice           | 3        | 72         | 24.0        | 0        | 29        |
| SE Missouri State | 0        | 0          | 0.0         | 0        | 0         |
| Notre Dame        | 3        | 55         | 18.3        | 0        | 25        |
| Minnesota         | 0        | 0          | 0.0         | 0        | 0         |
| at Penn State     | 0        | 0          | 0.0         | 0        | 0         |
| Illinois          | 0        | 0          | 0.0         | 0        | 0         |
| at Michigan       | 0        | 0          | 0.0         | 0        | 0         |
| at Wisconsin      | 0        | 0          | 0.0         | 0        | 0         |
| Ohio State        | 0        | 0          | 0.0         | 0        | 0         |
| Iowa              | 0        | 0          | 0.0         | 0        | 0         |
| at Indiana        | 0        | 0          | 0.0         | 0        | 0         |
| <b>Totals</b>     | <b>9</b> | <b>202</b> | <b>22.4</b> | <b>0</b> | <b>41</b> |

2011 Notes: Had a season-long 41-yard kickoff return against Middle Tennessee ... Caught a career-high five balls vs. SEMO ... had a career-high 63 yards receiving against Minnesota.

#### Ross' Career Receiving Totals

| Year          | Rec       | Yds        | Avg/C       | TD       | Long      |
|---------------|-----------|------------|-------------|----------|-----------|
| 2010          | 11        | 149        | 13.5        | 1        | 51        |
| 2011          | 33        | 356        | 10.8        | 3        | 28        |
| <b>Totals</b> | <b>44</b> | <b>505</b> | <b>11.5</b> | <b>4</b> | <b>51</b> |


#### Ross' Career Kickoff Return Totals

| Year          | Ret       | Yds        | Avg         | TD       | Long      |
|---------------|-----------|------------|-------------|----------|-----------|
| 2010          | 12        | 277        | 23.1        | 0        | 45        |
| 2011          | 9         | 202        | 22.4        | 0        | 41        |
| <b>Totals</b> | <b>21</b> | <b>479</b> | <b>22.8</b> | <b>0</b> | <b>45</b> |


#### Ross' Career Highs

Rushes ..... 9 ..... vs. Ball State, 2010  
 Rushing Yards ..... 26 ..... vs. Ball State, 2010  
 Long Rush ..... 20 ..... vs. SEMO, 2011  
 Receptions ..... 5 ..... 2x, last vs. Minnesota, 2011  
 Receiving Yards ..... 63 ..... vs. Minnesota, 2011  
 Long Reception ..... 51 ..... vs. Minnesota, 2010  
 Receiving TDs ..... 1 ..... 4x, last at Michigan, 2011  
 Long Kickoff Return 45 ..... vs. Western Illinois, 2010

## Little Caesars Pizza Bowl



**#6**  
**Gary Bush**  
Sophomore  
Wide Receiver



**#8**  
**Raheem Mostert**  
Freshman  
Running Back/  
Wide Receiver



**#9**  
**Robert Marve**  
Senior  
Quarterback

### 2011 GAME-BY-GAME RECEIVING STATS

| Opponent          | Rec       | Yds        | Avg        | TD       | Long      |
|-------------------|-----------|------------|------------|----------|-----------|
| Middle Tenn.      | 3         | 21         | 7.0        | 0        | 9         |
| at Rice           | 2         | 0          | 0.0        | 0        | 0         |
| SE Missouri State | 3         | 20         | 6.7        | 1        | 12        |
| Notre Dame        | 1         | 6          | 6.0        | 0        | 6         |
| Minnesota         | 1         | 3          | 3.0        | 0        | 3         |
| at Penn State     | 0         | 0          | 0.0        | 0        | 0         |
| Illinois          | 2         | 10         | 5.0        | 0        | 6         |
| at Michigan       | 1         | 48         | 48.0       | 1        | 48        |
| at Wisconsin      | 1         | 9          | 9.0        | 0        | 9         |
| Ohio State        | 4         | 46         | 11.5       | 0        | 14        |
| Iowa              | 3         | 34         | 11.3       | 0        | 14        |
| at Indiana        | 2         | 23         | 11.5       | 0        | 12        |
| <b>Totals</b>     | <b>23</b> | <b>220</b> | <b>9.6</b> | <b>2</b> | <b>48</b> |

2011 Notes: Grabbed a career-high three receptions in the season-opener against Middle Tennessee ... scored his second career touchdown on a five-yard grab vs. SEMO ... his 48-yard touchdown reception at Michigan is the longest scoring play of the season for Purdue

### 2011 GAME-BY-GAME RUSHING STATS

| Opponent          | Att       | Yds        | Avg        | TD       | Long      |
|-------------------|-----------|------------|------------|----------|-----------|
| Middle Tenn.      | DNP       |            |            |          |           |
| at Rice           | 0         | 0          | 0.0        | 0        | 0         |
| SE Missouri State | 5         | 32         | 6.4        | 0        | 11        |
| Notre Dame        | 0         | 0          | 0.0        | 0        | 0         |
| Minnesota         | 3         | 31         | 10.3       | 1        | 25        |
| at Penn State     | 0         | 0          | 0.0        | 0        | 0         |
| Illinois          | 1         | 21         | 21.0       | 1        | 21        |
| at Michigan       | 0         | 0          | 0.0        | 0        | 0         |
| at Wisconsin      | 3         | 17         | 5.6        | 0        | 11        |
| Ohio State        | 0         | 0          | 0.0        | 0        | 0         |
| Iowa              | 0         | 0          | 0.0        | 0        | 0         |
| at Indiana        | 1         | 4          | 4.0        | 0        | 4         |
| <b>Totals</b>     | <b>13</b> | <b>105</b> | <b>8.1</b> | <b>2</b> | <b>25</b> |

### 2011 GAME-BY-GAME RETURN STATS

| Opponent          | Ret       | Yds        | Avg         | TD       | Long      |
|-------------------|-----------|------------|-------------|----------|-----------|
| Middle Tenn.      | DNP       |            |             |          |           |
| at Rice           | 0         | 0          | 0.0         | 0        | 0         |
| SE Missouri State | 0         | 0          | 0.0         | 0        | 0         |
| Notre Dame        | 4         | 96         | 24.0        | 0        | 39        |
| Minnesota         | 2         | 49         | 24.5        | 0        | 25        |
| at Penn State     | 3         | 111        | 37.0        | 0        | 71        |
| Illinois          | 0         | 0          | 0.0         | 0        | 0         |
| at Michigan       | 2         | 44         | 22.0        | 0        | 23        |
| at Wisconsin      | 5         | 206        | 41.2        | 0        | 74        |
| Ohio State        | 2         | 56         | 28.0        | 0        | 29        |
| Iowa              | 3         | 52         | 17.3        | 0        | 21        |
| at Indiana        | 2         | 99         | 49.5        | 0        | 81        |
| <b>Totals</b>     | <b>23</b> | <b>713</b> | <b>31.0</b> | <b>0</b> | <b>81</b> |

2011 Notes: Set a Purdue single-game record with 206 kick return yards at Wisconsin, including 74 yard return ... Had a career-long 81-yard KOR at Indiana ... Third on the single season list at Purdue with 713 KOR yards.

### 2011 GAME-BY-GAME PASSING STATS

| Opponent          | Att-Cmp-Int     | Pct.        | Yds        | TD       | Long      |
|-------------------|-----------------|-------------|------------|----------|-----------|
| Middle Tenn.      | DNP             |             |            |          |           |
| at Rice           | DNP             |             |            |          |           |
| SE Missouri State | 8-7-0           | 87.5        | 91         | 1        | 26        |
| Notre Dame        | 22-9-0          | 40.9        | 91         | 0        | 20        |
| Minnesota         | 6-4-0           | 66.7        | 15         | 1        | 12        |
| at Penn State     | 5-2-1           | 40.0        | 20         | 0        | 18        |
| Illinois          | DNP             |             |            |          |           |
| at Michigan       | 14-8-1          | 57.1        | 66         | 1        | 19        |
| at Wisconsin      | 10-5-0          | 50.0        | 61         | 0        | 33        |
| Ohio State        | 13-10-1         | 76.9        | 94         | 0        | 26        |
| Iowa              | 18-7-2          | 38.9        | 95         | 0        | 22        |
| at Indiana        | 6-3-0           | 50.0        | 24         | 0        | 12        |
| <b>Totals</b>     | <b>102-55-5</b> | <b>53.9</b> | <b>557</b> | <b>3</b> | <b>33</b> |

### 2011 GAME-BY-GAME RUSHING STATS

| Opponent          | Att       | Yds       | Avg        | TD       | Long      |
|-------------------|-----------|-----------|------------|----------|-----------|
| Middle Tenn.      | DNP       |           |            |          |           |
| at Rice           | DNP       |           |            |          |           |
| SE Missouri State | 1         | 6         | 6.0        | 0        | 6         |
| Notre Dame        | 3         | 10        | 3.3        | 0        | 11        |
| Minnesota         | 1         | -7        | 0.0        | 0        | 0         |
| at Penn State     | 0         | 0         | 0.0        | 0        | 0         |
| Illinois          | DNP       |           |            |          |           |
| at Michigan       | 5         | -6        | 0.0        | 0        | 6         |
| at Wisconsin      | 3         | 13        | 4.3        | 0        | 8         |
| Ohio State        | 3         | 10        | 3.3        | 1        | 6         |
| Iowa              | 6         | 17        | 2.8        | 0        | 8         |
| at Indiana        | 2         | 13        | 6.5        | 0        | 13        |
| <b>Totals</b>     | <b>24</b> | <b>56</b> | <b>2.3</b> | <b>1</b> | <b>13</b> |

2011 Notes: Scored the game-winning touchdown on a one-yard rush in overtime against Ohio State.

**Bush's Career Receiving Totals**

| Year          | Rec       | Yds        | Avg/C      | TD       | Long      |
|---------------|-----------|------------|------------|----------|-----------|
| 2010          | 11        | 95         | 8.6        | 1        | 39        |
| 2011          | 23        | 220        | 9.6        | 2        | 48        |
| <b>Totals</b> | <b>34</b> | <b>315</b> | <b>9.3</b> | <b>3</b> | <b>48</b> |

**Bush's Career Highs**  
Rushes ..... 9 ..... vs. Ball State, 2010  
Receptions ..... 4 ..... vs. Ohio State, 2011  
Receiving Yards ..... 48 ..... at Michigan, 2011  
Long Reception ..... 48 ..... at Michigan, 2011  
Receiving TDs ..... 1 ..... 3x, last at Michigan, 2011

**Mostert's Career Rushing Totals**

| Year          | Att       | Yds        | Avg        | TD       | Long      |
|---------------|-----------|------------|------------|----------|-----------|
| 2011          | 13        | 105        | 8.1        | 2        | 25        |
| <b>Totals</b> | <b>13</b> | <b>105</b> | <b>8.1</b> | <b>2</b> | <b>25</b> |

**Mostert's Career Kickoff Return Totals**

| Year          | Ret       | Yds        | Avg         | TD       | Long      |
|---------------|-----------|------------|-------------|----------|-----------|
| 2011          | 23        | 713        | 31.0        | 0        | 81        |
| <b>Totals</b> | <b>23</b> | <b>713</b> | <b>31.0</b> | <b>0</b> | <b>81</b> |


**Mostert's Career Highs**  
Rushes ..... 9 ..... vs. Ball State, 2010  
Rushes ..... 5 ..... vs. SEMO, 2011  
Rushing Yards ..... 32 ..... vs. SEMO, 2011  
Long Rush ..... 25 ..... vs. Minnesota, 2011  
Rushing TDs ..... 1 ..... 2x last, vs. Minnesota, 2011  
Return Yards ..... 206 ..... at Wisconsin, 2011  
Long Kickoff Return 81 ..... at Indiana, 2011

**Marve's Career Passing Totals (Miami & Purdue)**


| Year          | Att-Cmp-Int       | Pct.        | Yds         | TD        | Long      |
|---------------|-------------------|-------------|-------------|-----------|-----------|
| 2008          | 213-116-13        | 54.5        | 1293        | 9         | 69        |
| 2010          | 99-67-4           | 67.7        | 512         | 3         | 36        |
| 2011          | 102-55-5          | 53.9        | 557         | 3         | 33        |
| <b>Totals</b> | <b>414-244-22</b> | <b>58.9</b> | <b>2362</b> | <b>15</b> | <b>69</b> |

**Marve's Career Highs**  
Attempts ..... 42 ..... at Notre Dame, 2010  
Completions ..... 31 ..... at Notre Dame, 2010  
Yards ..... 220 ..... at Notre Dame, 2010  
Touchdowns ..... 3 ..... vs. UNC, 2008  
Completion Pct ..... 87.5 ..... vs. SEMO, 2011  
Rushes ..... 14 ..... vs. Virginia Tech, 2008  
Rushing Yards ..... 56 ..... vs. Wake Forest, 2008  
Long Rush ..... 43 ..... vs. Wake Forest, 2008  
Rushing TDs ..... 1 ..... 4x, last vs. Ohio State, 2011

## Little Caesars Pizza Bowl



**#11  
Akeem  
Hunt**  
Freshman  
Running Back



**#13  
Antavian  
Edison**  
Junior  
Wide Receiver



**#19  
Caleb  
TerBush**  
Junior  
Quarterback

### 2011 GAME-BY-GAME RUSHING STATS

| Opponent          | Att | Yds | Avg  | TD | Long |
|-------------------|-----|-----|------|----|------|
| Middle Tenn.      | 0   | 0   | 0.0  | 0  | 0    |
| at Rice           | DNP |     |      |    |      |
| SE Missouri State | 6   | 56  | 9.3  | 2  | 27   |
| Notre Dame        | 3   | 25  | 8.3  | 0  | 16   |
| Minnesota         | 9   | 60  | 6.7  | 0  | 30   |
| at Penn State     | 0   | 0   | 0.0  | 0  | 0    |
| Illinois          | 0   | 0   | 0.0  | 0  | 0    |
| at Michigan       | 0   | 0   | 0.0  | 0  | 0    |
| at Wisconsin      | 1   | 8   | 8.0  | 0  | 8    |
| Ohio State        | 0   | 0   | 0.0  | 0  | 0    |
| Iowa              | 0   | 0   | 0.0  | 0  | 0    |
| at Indiana        | 10  | 100 | 10.0 | 0  | 50   |
| Totals            | 29  | 249 | 8.6  | 2  | 50   |

### 2011 GAME-BY-GAME RETURN STATS

| Opponent          | Ret | Yds | Avg  | TD | Long |
|-------------------|-----|-----|------|----|------|
| Middle Tenn.      | 0   | 0   | 0.0  | 0  | 0    |
| at Rice           | 0   | 0   | 0.0  | 0  | 0    |
| SE Missouri State | 0   | 0   | 0.0  | 0  | 0    |
| Notre Dame        | 0   | 0   | 0.0  | 0  | 0    |
| Minnesota         | 0   | 0   | 0.0  | 0  | 0    |
| at Penn State     | 1   | 25  | 25.0 | 0  | 25   |
| Illinois          | 0   | 0   | 0.0  | 0  | 0    |
| at Michigan       | 2   | 54  | 27.0 | 0  | 30   |
| at Wisconsin      | 2   | 40  | 20.0 | 0  | 28   |
| Ohio State        | 0   | 0   | 0.0  | 0  | 0    |
| Iowa              | 1   | 42  | 42.0 | 0  | 42   |
| at Indiana        | 0   | 0   | 0.0  | 0  | 0    |
| Totals            | 6   | 161 | 26.8 | 0  | 42   |

2011 Notes: Posted the second 100-yard game of the season by a Purdue rusher when he finished with 100 yards on merely 10 carries at Indiana

#### Hunt's Career Rushing Totals

| Year   | Att | Yds | Avg | TD | Long |
|--------|-----|-----|-----|----|------|
| 2011   | 29  | 249 | 8.6 | 2  | 50   |
| Totals | 29  | 249 | 8.6 | 2  | 50   |

#### Hunt's Career Kickoff Return Totals

| Year   | Ret | Yds | Avg  | TD | Long |
|--------|-----|-----|------|----|------|
| 2011   | 6   | 161 | 26.8 | 0  | 55   |
| Totals | 6   | 161 | 26.8 | 0  | 55   |

#### Hunt's Career Highs

Rushes..... 10 ..... vs. Indiana, 2011  
 Rushing Yards ..... 100 ..... vs. Indiana, 2011  
 Long Rush..... 50 ..... vs. Indiana, 2011  
 Rushing TDs..... 2 ..... vs. SEMO, 2011

### 2011 GAME-BY-GAME RUSHING STATS

| Opponent          | Att | Yds | Avg  | TD | Long |
|-------------------|-----|-----|------|----|------|
| Middle Tenn.      | 4   | 2   | 0.5  | 0  | 4    |
| at Rice           | 1   | 2   | 2.0  | 0  | 2    |
| SE Missouri State | 3   | 32  | 10.7 | 1  | 15   |
| Notre Dame        | 2   | 14  | 7.0  | 0  | 12   |
| Minnesota         | 2   | 11  | 5.5  | 0  | 7    |
| at Penn State     | 0   | 0   | 0.0  | 0  | 0    |
| Illinois          | 2   | 4   | 2.0  | 0  | 3    |
| at Michigan       | 2   | 11  | 5.5  | 0  | 7    |
| at Wisconsin      | 2   | 18  | 9.0  | 0  | 11   |
| Ohio State        | 2   | -1  | 0.0  | 0  | 2    |
| Iowa              | 1   | 5   | 5.0  | 0  | 5    |
| at Indiana        | 6   | 26  | 4.3  | 1  | 9    |
| Totals            | 27  | 124 | 4.6  | 2  | 15   |

### 2011 GAME-BY-GAME RECEIVING STATS

| Opponent          | Rec | Yds | Avg  | TD | Long |
|-------------------|-----|-----|------|----|------|
| Middle Tenn.      | 1   | 35  | 35.0 | 1  | 35   |
| at Rice           | 4   | 76  | 19.0 | 0  | 24   |
| SE Missouri State | 1   | 26  | 26.0 | 0  | 26   |
| Notre Dame        | 7   | 105 | 15.0 | 1  | 24   |
| Minnesota         | 4   | 38  | 9.5  | 0  | 18   |
| at Penn State     | 3   | 46  | 15.3 | 0  | 20   |
| Illinois          | 3   | 33  | 11.0 | 0  | 12   |
| at Michigan       | 2   | 11  | 5.5  | 0  | 12   |
| at Wisconsin      | 1   | -3  | 0.0  | 0  | 0    |
| Ohio State        | 5   | 47  | 9.4  | 0  | 17   |
| Iowa              | 9   | 97  | 10.8 | 0  | 22   |
| at Indiana        | 3   | 50  | 16.7 | 1  | 25   |
| Totals            | 43  | 561 | 13.0 | 3  | 35   |

2011 Notes: Scored the game-winner against Middle Tennessee, hauling in a 35 yard pass ... scored his first career rushing touchdown vs. SEMO ... grabbed seven catches for 105 yards and a TD vs. Notre Dame ... had a career-high nine receptions vs. Iowa.

#### Edison's Career Rushing Totals

| Year   | Att | Yds | Avg | TD | Long |
|--------|-----|-----|-----|----|------|
| 2009   | 2   | 3   | 1.5 | 0  | 5    |
| 2010   | 36  | 130 | 3.6 | 0  | 18   |
| 2011   | 27  | 124 | 4.7 | 2  | 15   |
| Totals | 65  | 261 | 4.0 | 2  | 18   |

#### Edison's Career Receiving Totals

| Year   | Rec | Yds | Avg  | TD | Long |
|--------|-----|-----|------|----|------|
| 2009   | 1   | 15  | 15.0 | 1  | 15   |
| 2010   | 32  | 316 | 9.9  | 4  | 55   |
| 2011   | 43  | 561 | 13.0 | 3  | 35   |
| Totals | 76  | 892 | 11.7 | 8  | 55   |

#### Edison's Career Highs

Rushes ..... 8 ..... vs. Ball State, 2010  
 Rushing Yards ..... 55 ..... vs. Ball State, 2010  
 Long Rush ..... 18 ..... vs. Ball State, 2010  
 Rushing TDs ..... 1 ..... 2x, last at Indiana, 2011  
 Receptions ..... 9 ..... vs. Iowa, 2011  
 Receiving Yards ..... 105 ..... vs. Notre Dame, 2011  
 Long Reception ..... 35 ..... vs. Middle Tenn., 2011  
 Receiving TDs ..... 1 ..... 8x, last at Indiana, 2011

### 2011 GAME-BY-GAME PASSING STATS

| Opponent          | Att-Cmp-Int | Pct. | Yds  | TD | Long |
|-------------------|-------------|------|------|----|------|
| Middle Tenn.      | 33-19-1     | 57.6 | 219  | 2  | 35   |
| at Rice           | 31-18-0     | 58.1 | 183  | 1  | 28   |
| SE Missouri State | 17-14-0     | 82.4 | 143  | 0  | 21   |
| Notre Dame        | 15-10-1     | 66.7 | 101  | 1  | 24   |
| Minnesota         | 21-14-0     | 66.7 | 140  | 1  | 25   |
| at Penn State     | 25-12-2     | 48.0 | 162  | 1  | 50   |
| Illinois          | 25-16-0     | 64.0 | 178  | 2  | 32   |
| at Michigan       | 13-9-0      | 69.2 | 156  | 1  | 48   |
| at Wisconsin      | 19-10-2     | 52.6 | 103  | 1  | 30   |
| Ohio State        | 24-15-0     | 62.5 | 140  | 0  | 17   |
| Iowa              | 16-10-0     | 62.5 | 86   | 1  | 14   |
| at Indiana        | 25-16-0     | 64.0 | 192  | 1  | 32   |
| Totals            | 264-163-6   | 61.7 | 1804 | 11 | 50   |

### 2011 GAME-BY-GAME RUSHING STATS

| Opponent          | Att | Yds | Avg  | TD | Long |
|-------------------|-----|-----|------|----|------|
| Middle Tenn.      | 9   | 20  | 2.3  | 0  | 12   |
| at Rice           | 16  | 68  | 4.2  | 1  | 29   |
| SE Missouri State | 2   | 7   | 3.5  | 0  | 4    |
| Notre Dame        | 6   | 8   | 1.3  | 0  | 8    |
| Minnesota         | 6   | 17  | 2.8  | 0  | 14   |
| at Penn State     | 6   | 10  | 1.7  | 0  | 7    |
| Illinois          | 10  | 12  | 1.2  | 0  | 9    |
| at Michigan       | 3   | 38  | 12.7 | 0  | 41   |
| at Wisconsin      | 3   | 3   | 1.0  | 0  | 5    |
| Ohio State        | 3   | 0   | 0.0  | 0  | 2    |
| Iowa              | 8   | -5  | 0.0  | 0  | 11   |
| at Indiana        | 8   | 48  | 6.0  | 0  | 18   |
| Totals            | 80  | 226 | 2.8  | 1  | 41   |

2011 Notes: Won his first career start, leading the team to a season-opening win over Middle Tennessee ... started all 12 games under center for Purdue ... threw at least one TD pass in 10 of 12 games.

#### TerBush's Career Passing Totals

| Year   | Att-Cmp-Int | Pct. | Yds  | TD | Long |
|--------|-------------|------|------|----|------|
| 2009   | 10-4-0      | 40.0 | 22   | 0  | 13   |
| 2011   | 264-163-6   | 61.7 | 1804 | 11 | 50   |
| Totals | 274-167-6   | 60.9 | 1826 | 11 | 50   |


#### TerBush's Career Rushing Totals

| Year   | Att | Yds | Avg  | TD | Long |
|--------|-----|-----|------|----|------|
| 2009   | 2   | -8  | -4.0 | 0  | 5    |
| 2011   | 80  | 226 | 2.8  | 1  | 41   |
| Totals | 82  | 218 | 2.3  | 1  | 41   |

#### TerBush's Career Highs

Attempts ..... 33 ..... vs. Middle Tenn., 2011  
 Completions ..... 19 ..... vs. Middle Tenn., 2011  
 Yards ..... 219 ..... vs. Middle Tenn., 2011  
 Touchdowns ..... 2 ..... 2x, last vs. Illinois, 2011  
 Completion Pct ..... 82.4 ..... vs. SEMO, 2011  
 Rushes ..... 16 ..... at Rice, 2011  
 Rushing Yards ..... 68 ..... at Rice, 2011  
 Long Rush ..... 41 ..... at Michigan, 2011

## Little Caesars Pizza Bowl



**#23**  
**Ralph Bolden**  
Junior  
Running Back



**#24**  
**Akeem Shavers**  
Junior  
Running Back



**#33**  
**Reggie Pegram**  
Sophomore  
Running Back

### 2011 GAME-BY-GAME RUSHING STATS

| Opponent          | Att | Yds | Avg | TD | Long |
|-------------------|-----|-----|-----|----|------|
| Middle Tenn.      | 17  | 120 | 7.1 | 0  | 25   |
| at Rice           | 11  | 46  | 4.2 | 0  | 18   |
| SE Missouri State | 11  | 57  | 5.2 | 2  | 13   |
| Notre Dame        | 6   | 17  | 2.8 | 0  | 8    |
| Minnesota         | 12  | 33  | 2.8 | 1  | 9    |
| at Penn State     | 13  | 97  | 7.5 | 0  | 39   |
| Illinois          | 12  | 28  | 2.3 | 0  | 8    |
| at Michigan       | 11  | 22  | 2.0 | 0  | 8    |
| at Wisconsin      | 9   | 49  | 5.4 | 0  | 30   |
| Ohio State        | 18  | 80  | 4.4 | 1  | 22   |
| Iowa              | 14  | 71  | 5.1 | 1  | 30   |
| at Indiana        | 14  | 54  | 3.9 | 1  | 13   |
| Totals            | 148 | 674 | 4.6 | 6  | 39   |

### 2011 GAME-BY-GAME RECEIVING STATS

| Opponent          | Rec | Yds | Avg  | TD | Long |
|-------------------|-----|-----|------|----|------|
| Middle Tenn.      | 0   | 0   | 0.0  | 0  | 0    |
| at Rice           | 0   | 0   | 0.0  | 0  | 0    |
| SE Missouri State | 0   | 0   | 0.0  | 0  | 0    |
| Notre Dame        | 0   | 0   | 0.0  | 0  | 0    |
| Minnesota         | 1   | 6   | 6.0  | 0  | 6    |
| at Penn State     | 1   | 2   | 2.0  | 0  | 2    |
| Illinois          | 1   | 0   | 0.0  | 0  | 0    |
| at Michigan       | 1   | 4   | 4.0  | 0  | 4    |
| at Wisconsin      | 3   | 37  | 12.3 | 0  | 33   |
| Ohio State        | 2   | 17  | 8.5  | 0  | 15   |
| Iowa              | 0   | 0   | 0.0  | 0  | 0    |
| at Indiana        | 4   | 63  | 15.8 | 0  | 32   |
| Totals            | 13  | 129 | 9.9  | 0  | 33   |

2011 Notes: Posted his third career 100-yard rushing game against Middle Tennessee in the season opener ... tied his career-high with two rushing scores against SEMO ... will miss the bowl game with a knee injury.

#### Bolden's Career Rushing Totals

| Year   | Att | Yds  | Avg | TD | Long |
|--------|-----|------|-----|----|------|
| 2008   | 16  | 28   | 1.8 | 0  | 9    |
| 2009   | 200 | 935  | 4.7 | 9  | 78   |
| 2011   | 148 | 657  | 4.6 | 6  | 25   |
| Totals | 364 | 1620 | 4.5 | 15 | 78   |

#### Bolden's Career Receiving Totals

| Year   | Rec | Yds | Avg  | TD | Long |
|--------|-----|-----|------|----|------|
| 2008   | 3   | 18  | 6.0  | 0  | 10   |
| 2009   | 20  | 261 | 13.1 | 2  | 35   |
| 2011   | 13  | 129 | 7.3  | 0  | 33   |
| Totals | 36  | 408 | 11.3 | 2  | 35   |

#### Bolden's Career Highs

Rushes ..... 29 ..... at Oregon, 2009  
 Rushing Yards ..... 234 ..... vs. Toledo, 2009  
 Long Rush ..... 78 ..... vs. Toledo, 2009  
 Rushing TDs ..... 2 ..... 5x, last vs. SEMO, 2011  
 Receptions ..... 4 ..... vs. Northern Illinois, 2009  
 Receiving Yards ..... 62 ..... vs. Northern Illinois, 2009  
 Long Reception ..... 35 ..... at Michigan, 2009  
 Receiving TDs ..... 1 ..... 2x, last at Michigan, 2009

### 2011 GAME-BY-GAME RUSHING STATS

| Opponent          | Att | Yds | Avg | TD | Long |
|-------------------|-----|-----|-----|----|------|
| Middle Tenn.      | 7   | 42  | 6.0 | 1  | 30   |
| at Rice           | 11  | 69  | 6.3 | 0  | 43   |
| SE Missouri State | 11  | 75  | 6.8 | 2  | 26   |
| Notre Dame        | 5   | 4   | 0.8 | 0  | 5    |
| Minnesota         | 10  | 52  | 5.2 | 1  | 17   |
| at Penn State     | 13  | 54  | 4.2 | 1  | 18   |
| Illinois          | 8   | 29  | 3.6 | 0  | 8    |
| at Michigan       | 1   | 3   | 3.0 | 0  | 3    |
| at Wisconsin      | 7   | 10  | 1.4 | 0  | 5    |
| Ohio State        | 9   | 19  | 2.1 | 1  | 6    |
| Iowa              | 7   | 13  | 1.9 | 0  | 6    |
| at Indiana        | DNP |     |     |    |      |
| Totals            | 89  | 370 | 4.2 | 6  | 43   |

### 2011 GAME-BY-GAME RECEIVING STATS

| Opponent          | Rec | Yds | Avg  | TD | Long |
|-------------------|-----|-----|------|----|------|
| Middle Tenn.      | 0   | 0   | 0.0  | 0  | 0    |
| at Rice           | 1   | 7   | 7.0  | 0  | 7    |
| SE Missouri State | 0   | 0   | 0.0  | 0  | 0    |
| Notre Dame        | 1   | 7   | 7.0  | 0  | 7    |
| Minnesota         | 1   | 10  | 10.0 | 1  | 10   |
| at Penn State     | 1   | 7   | 7.0  | 0  | 7    |
| Illinois          | 0   | 0   | 0.0  | 0  | 0    |
| at Michigan       | 0   | 12  | -    | 0  | 0    |
| at Wisconsin      | 1   | 15  | 15.0 | 0  | 15   |
| Ohio State        | 0   | 0   | 0.0  | 0  | 0    |
| Iowa              | 0   | 0   | 0.0  | 0  | 0    |
| at Indiana        | DNP |     |      |    |      |
| Totals            | 5   | 58  | 11.6 | 1  | 15   |

2011 Notes: Scored his first touchdown as a Boilermaker against Middle Tennessee in the season opener ... took a hook and ladder 12 yards at Wisconsin for 12 receiving yards with no reception ... missed the Indiana game with a head injury.

#### Shavers' Career Rushing Totals

| Year   | Att | Yds | Avg | TD | Long |
|--------|-----|-----|-----|----|------|
| 2011   | 89  | 370 | 4.2 | 6  | 43   |
| Totals | 89  | 370 | 4.2 | 6  | 43   |

#### Shavers' Career Receiving Totals

| Year   | Rec | Yds | Avg  | TD | Long |
|--------|-----|-----|------|----|------|
| 2011   | 5   | 58  | 11.6 | 1  | 15   |
| Totals | 5   | 58  | 11.6 | 1  | 15   |

#### Shavers' Career Highs

Rushes ..... 11 ..... 2x, last vs. SEMO, 2011  
 Rushing Yards ..... 75 ..... vs. SEMO, 2011  
 Long Rush ..... 43 ..... at Rice, 2011  
 Rushing TDs ..... 2 ..... vs. SEMO, 2011  
 Receptions ..... 1 ..... 4x, last at Penn State, 2011  
 Receiving Yards ..... 10 ..... vs. Minnesota, 2011  
 Long Reception ..... 15 ..... vs. Ohio State, 2011  
 Receiving TDs ..... 1 ..... vs. Minnesota, 2011

### 2011 GAME-BY-GAME RUSHING STATS

| Opponent          | Att | Yds | Avg  | TD | Long |
|-------------------|-----|-----|------|----|------|
| Middle Tenn.      | 2   | 4   | 2.0  | 0  | 2    |
| at Rice           | 0   | 0   | 0.0  | 0  | 0    |
| SE Missouri State | 6   | 38  | 6.3  | 0  | 13   |
| Notre Dame        | 1   | 4   | 4.0  | 0  | 4    |
| Minnesota         | 2   | 20  | 10.0 | 0  | 17   |
| at Penn State     | 1   | 1   | 1.0  | 0  | 1    |
| Illinois          | 1   | 2   | 2.0  | 0  | 2    |
| at Michigan       | 0   | 0   | 0.0  | 0  | 0    |
| at Wisconsin      | 0   | 0   | 0.0  | 0  | 0    |
| Ohio State        | 1   | -1  | 0.0  | 0  | 0    |
| Iowa              | 0   | 0   | 0.0  | 0  | 0    |
| at Indiana        | 3   | 17  | 5.7  | 0  | 10   |
| Totals            | 17  | 85  | 5.0  | 0  | 17   |

### 2011 GAME-BY-GAME RECEIVING STATS

| Opponent          | Rec | Yds | Avg  | TD | Long |
|-------------------|-----|-----|------|----|------|
| Middle Tenn.      | 0   | 0   | 0.0  | 0  | 0    |
| at Rice           | 0   | 0   | 0.0  | 0  | 0    |
| SE Missouri State | 1   | 5   | 5.0  | 0  | 5    |
| Notre Dame        | 0   | 0   | 0.0  | 0  | 0    |
| Minnesota         | 1   | 4   | 4.0  | 0  | 4    |
| at Penn State     | 1   | 20  | 20.0 | 0  | 20   |
| Illinois          | 0   | 0   | 0.0  | 0  | 0    |
| at Michigan       | 0   | 0   | 0.0  | 0  | 0    |
| at Wisconsin      | 0   | 0   | 0.0  | 0  | 0    |
| Ohio State        | 0   | 0   | 0.0  | 0  | 0    |
| Iowa              | 0   | 0   | 0.0  | 0  | 0    |
| at Indiana        | 2   | 10  | 5.0  | 0  | 9    |
| Totals            | 5   | 39  | 7.8  | 0  | 20   |

2011 Notes: had a career-high 20-yard reception at Penn State ... averaged 5.7 yards per carry on three rushes at Indiana.

#### Pegram's Career Rushing Totals

| Year   | Att | Yds | Avg | TD | Long |
|--------|-----|-----|-----|----|------|
| 2010   | 5   | 7   | 1.4 | 0  | 6    |
| 2011   | 17  | 85  | 4.9 | 0  | 17   |
| Totals | 22  | 92  | 4.2 | 0  | 17   |

#### Pegram's Career Receiving Totals

| Year   | Rec | Yds | Avg  | TD | Long |
|--------|-----|-----|------|----|------|
| 2010   | 1   | -1  | -1.0 | 0  | -1   |
| 2011   | 5   | 39  | 7.8  | 0  | 20   |
| Totals | 6   | 38  | 6.3  | 0  | 20   |

#### Pegram's Career Highs

Rushes ..... 6 ..... vs. SEMO, 2011  
 Rushing Yards ..... 38 ..... vs. SEMO, 2011  
 Long Rush ..... 17 ..... vs. Minnesota, 2011  
 Receptions ..... 1 ..... 3x, last vs. Minnesota, 2011  
 Receiving Yards ..... 20 ..... at Penn State, 2011  
 Long Reception ..... 20 ..... at Penn State, 2011

## Little Caesars Pizza Bowl



**#48**  
**Jared Crank**  
Junior  
Running Back



**#82**  
**Crosby Wright**  
Junior  
Tight End



**#86**  
**Gabe Holmes**  
Sophomore  
Tight End

### 2011 GAME-BY-GAME RUSHING STATS

| Opponent          | Att       | Yds       | Avg        | TD       | Long      |
|-------------------|-----------|-----------|------------|----------|-----------|
| Middle Tenn.      | 6         | 14        | 2.3        | 0        | 6         |
| at Rice           | 1         | -2        | -2.0       | 0        | -2        |
| SE Missouri State | DNP       |           |            |          |           |
| Notre Dame        | DNP       |           |            |          |           |
| Minnesota         | 0         | 0         | 0.0        | 0        | 0         |
| at Penn State     | 0         | 0         | 0.0        | 0        | 0         |
| Illinois          | 4         | 19        | 4.8        | 0        | 12        |
| at Michigan       | 4         | 18        | 4.5        | 0        | 14        |
| at Wisconsin      | 0         | 0         | 0.0        | 0        | 0         |
| Ohio State        | 4         | 21        | 5.2        | 0        | 8         |
| Iowa              | 0         | 0         | 0.0        | 0        | 0         |
| at Indiana        | 7         | 18        | 2.6        | 0        | 9         |
| <b>Totals</b>     | <b>26</b> | <b>88</b> | <b>3.4</b> | <b>0</b> | <b>14</b> |

### 2011 GAME-BY-GAME RECEIVING STATS

| Opponent          | Rec      | Yds      | Avg        | TD       | Long     |
|-------------------|----------|----------|------------|----------|----------|
| Middle Tenn.      | 1        | 2        | 2.0        | 1        | 2        |
| at Rice           | 0        | 0        | 0.0        | 0        | 0        |
| SE Missouri State | DNP      |          |            |          |          |
| Notre Dame        | DNP      |          |            |          |          |
| Minnesota         | 0        | 0        | 0.0        | 0        | 0        |
| at Penn State     | 0        | 0        | 0.0        | 0        | 0        |
| Illinois          | 1        | 4        | 4.0        | 1        | 4        |
| at Michigan       | 0        | 0        | 0.0        | 0        | 0        |
| at Wisconsin      | 0        | 0        | 0.0        | 0        | 0        |
| Ohio State        | 0        | 0        | 0.0        | 0        | 0        |
| Iowa              | 0        | 0        | 0.0        | 0        | 0        |
| at Indiana        | 0        | 0        | 0.0        | 0        | 0        |
| <b>Totals</b>     | <b>2</b> | <b>6</b> | <b>3.0</b> | <b>2</b> | <b>4</b> |

2011 Notes: Has two catches on the season, both for TDs ... averaged 5.2 yards per carry and finished with a season-high 21 yards against Ohio State ... rushed a career-high seven times at Indiana.

#### Crank's Career Rushing Totals

| Year          | Att       | Yds        | Avg        | TD       | Long      |
|---------------|-----------|------------|------------|----------|-----------|
| 2008          | 0         | 0          | 0.0        | 0        | 0         |
| 2009          | 3         | 15         | 5.0        | 0        | 14        |
| 2010          | 22        | 76         | 3.5        | 1        | 36        |
| 2011          | 26        | 88         | 3.4        | 0        | 12        |
| <b>Totals</b> | <b>51</b> | <b>179</b> | <b>3.5</b> | <b>1</b> | <b>36</b> |

#### Crank's Career Receiving Totals

| Year          | Rec      | Yds       | Avg        | TD       | Long      |
|---------------|----------|-----------|------------|----------|-----------|
| 2008          | 0        | 0         | 0.0        | 0        | 0         |
| 2009          | 3        | 17        | 5.7        | 1        | 13        |
| 2010          | 1        | 14        | 14.0       | 0        | 14        |
| 2011          | 2        | 6         | 3.0        | 2        | 4         |
| <b>Totals</b> | <b>6</b> | <b>37</b> | <b>6.2</b> | <b>3</b> | <b>14</b> |

#### Crank's Career Highs

Rushes..... 7 ..... at Indiana, 2011  
 Rushing Yards ..... 43 ..... vs. Toledo, 2010  
 Long Rush ..... 36 ..... vs. Toledo, 2010  
 Rushing TDs ..... 1 ..... vs. Toledo, 2010  
 Receptions ..... 1 ..... 6x, last vs. Illinois, 2011  
 Receiving Yards ..... 14 ..... at Notre Dame, 2010  
 Long Reception ..... 14 ..... at Notre Dame, 2010  
 Receiving TDs ..... 1 ..... 3x, last vs. Illinois, 2011

### 2011 GAME-BY-GAME RECEIVING STATS

| Opponent          | Rec       | Yds        | Avg         | TD       | Long      |
|-------------------|-----------|------------|-------------|----------|-----------|
| Middle Tenn.      | 3         | 38         | 12.7        | 0        | 16        |
| at Rice           | 2         | 31         | 15.5        | 1        | 19        |
| SE Missouri State | 1         | 11         | 11.0        | 0        | 11        |
| Notre Dame        | 1         | 9          | 9.0         | 0        | 9         |
| Minnesota         | 1         | 15         | 15.0        | 0        | 15        |
| at Penn State     | 0         | 0          | 0.0         | 0        | 0         |
| Illinois          | 1         | 16         | 16.0        | 0        | 16        |
| at Michigan       | 1         | 15         | 15.0        | 0        | 15        |
| at Wisconsin      | 2         | 46         | 23.0        | 1        | 30        |
| Ohio State        | 1         | 13         | 13.0        | 0        | 13        |
| Iowa              | 1         | 8          | 8.0         | 0        | 8         |
| at Indiana        | 2         | 21         | 10.5        | 0        | 17        |
| <b>Totals</b>     | <b>16</b> | <b>223</b> | <b>13.9</b> | <b>2</b> | <b>30</b> |

2011 Notes: Caught his first career touchdown pass at Rice ... hauled in a 30-yard touchdown catch at Wisconsin.

#### Wright's Career Receiving Totals

| Year          | Rec       | Yds        | Avg         | TD       | Long      |
|---------------|-----------|------------|-------------|----------|-----------|
| 2010          | 0         | 0          | 0.0         | 0        | 0         |
| 2011          | 16        | 223        | 13.9        | 2        | 30        |
| <b>Totals</b> | <b>16</b> | <b>223</b> | <b>13.9</b> | <b>2</b> | <b>30</b> |

#### Wright's Career Highs

Receptions ..... 3 ..... 2x, last at Rice, 2011  
 Receiving Yards ..... 46 ..... at Wisconsin, 2011  
 Long Reception ..... 30 ..... at Wisconsin, 2011  
 Receiving TDs ..... 1 ..... 2x, last at Wisconsin, 2011

### 2011 GAME-BY-GAME RECEIVING STATS

| Opponent          | Rec       | Yds        | Avg         | TD       | Long      |
|-------------------|-----------|------------|-------------|----------|-----------|
| Middle Tenn.      | 1         | 11         | 11.0        | 0        | 11        |
| at Rice           | DNP       |            |             |          |           |
| SE Missouri State | DNP       |            |             |          |           |
| Notre Dame        | 0         | 0          | 0.0         | 0        | 0         |
| Minnesota         | 1         | 3          | 3.0         | 0        | 3         |
| at Penn State     | 0         | 0          | 0.0         | 0        | 0         |
| Illinois          | 2         | 25         | 12.5        | 0        | 16        |
| at Michigan       | 3         | 44         | 14.7        | 0        | 23        |
| at Wisconsin      | 1         | 13         | 13.0        | 0        | 13        |
| Ohio State        | 1         | 12         | 12.0        | 0        | 12        |
| Iowa              | 2         | 25         | 12.5        | 1        | 14        |
| at Indiana        | 0         | 0          | 0.0         | 0        | 0         |
| <b>Totals</b>     | <b>11</b> | <b>133</b> | <b>12.1</b> | <b>1</b> | <b>23</b> |

2011 Notes: Had a career-high three receptions for 44 yards at Michigan ... recorded his first career touchdown against Iowa.

#### Holmes' Career Receiving Totals

| Year          | Rec       | Yds        | Avg         | TD       | Long      |
|---------------|-----------|------------|-------------|----------|-----------|
| 2010          | 1         | 14         | 14.0        | 0        | 14        |
| 2011          | 11        | 133        | 12.1        | 1        | 23        |
| <b>Totals</b> | <b>12</b> | <b>147</b> | <b>12.3</b> | <b>1</b> | <b>23</b> |

#### Holmes' Career Highs

Receptions ..... 3 ..... at Michigan, 2011  
 Receiving Yards ..... 44 ..... at Michigan, 2011  
 Long Reception ..... 23 ..... at Michigan, 2011  
 Receiving TDs ..... 1 ..... vs. Iowa, 2011

## Little Caesars Pizza Bowl



**#1**  
**Normando Harris**  
Sophomore  
Cornerback

### 2011 GAME-BY-GAME STATS

| Opponent          | U-A-T          | TFL        | Sacks      | Misc       |
|-------------------|----------------|------------|------------|------------|
| Middle Tenn.      | 2-0-2          | 0.0        | 0.0        | -          |
| at Rice           | 3-0-3          | 0.0        | 0.0        | -          |
| SE Missouri State | 1-0-1          | 0.0        | 0.0        | PBU        |
| Notre Dame        | 1-2-3          | 0.0        | 0.0        | -          |
| Minnesota         | 0-0-0          | 0.0        | 0.0        | -          |
| at Penn State     | 3-0-3          | 0.0        | 0.0        | -          |
| Illinois          | 1-0-1          | 0.0        | 0.0        | -          |
| at Michigan       | 0-1-1          | 0.0        | 0.0        | -          |
| at Wisconsin      | 0-2-2          | 0.0        | 0.0        | -          |
| Ohio State        | 0-0-0          | 0.0        | 0.0        | -          |
| Iowa              | 1-0-1          | 0.0        | 0.0        | -          |
| at Indiana        | 3-0-3          | 0.0        | 0.0        | -          |
| <b>Totals</b>     | <b>15-5-20</b> | <b>0.0</b> | <b>0.0</b> | <b>PBU</b> |

2011 Notes: Purdue's primary nickleback ... has appeared in all 12 games with four starts ... recorded a career-high three tackles three times in 2011.



**#2**  
**Gerald Gooden**  
Senior  
Defensive End

### 2011 GAME-BY-GAME STATS

| Opponent          | U-A-T           | TFL        | Sacks      | Misc     |
|-------------------|-----------------|------------|------------|----------|
| Middle Tenn.      | 2-3-5           | 1.0        | 0.0        | -        |
| at Rice           | 1-2-3           | 0.0        | 0.0        | -        |
| SE Missouri State | 0-0-0           | 0.0        | 0.0        | -        |
| Notre Dame        | 1-0-1           | 1.0        | 0.0        | -        |
| Minnesota         | 0-1-1           | 0.0        | 0.0        | -        |
| at Penn State     | 0-4-4           | 0.0        | 0.0        | -        |
| Illinois          | 2-0-2           | 1.0        | 1.0        | -        |
| at Michigan       | 1-1-2           | 1.5        | 1.0        | -        |
| at Wisconsin      | 2-3-5           | 0.5        | 0.0        | -        |
| Ohio State        | 3-1-4           | 0.5        | 0.0        | -        |
| Iowa              | 1-1-2           | 1.0        | 0.0        | -        |
| at Indiana        | 1-3-4           | 1.5        | 0.0        | -        |
| <b>Totals</b>     | <b>14-19-33</b> | <b>8.0</b> | <b>2.0</b> | <b>-</b> |

2011 Notes: Tallied a season-high five tackles, including one for a loss against Middle Tennessee ... had his first sack of the season against Illinois ... followed up with second sack at Michigan the next weekend.



**#3**  
**Dwayne Beckford**  
Junior  
Linebacker

### 2011 GAME-BY-GAME STATS

| Opponent          | U-A-T           | TFL        | Sacks      | Misc                  |
|-------------------|-----------------|------------|------------|-----------------------|
| Middle Tenn.      | 1-1-2           | 0.0        | 0.0        | INT, PBU              |
| at Rice           | 3-3-6           | 0.0        | 0.0        | -                     |
| SE Missouri State | 1-0-1           | 0.0        | 0.0        | PBU                   |
| Notre Dame        | 6-2-8           | 0.0        | 0.0        | PBU                   |
| Minnesota         | 4-4-8           | 0.5        | 0.0        | -                     |
| at Penn State     | 3-8-11          | 1.0        | 0.0        | PBU                   |
| Illinois          | 4-7-11          | 0.5        | 0.5        | -                     |
| at Michigan       | 2-7-9           | 0.0        | 0.0        | -                     |
| at Wisconsin      | 10-4-14         | 2.0        | 1.0        | -                     |
| Ohio State        | 4-6-10          | 1.5        | 1.0        | -                     |
| Iowa              | 8-3-11          | 1.5        | 0.5        | FF                    |
| at Indiana        | 0-0-0           | 0.0        | 0.0        | -                     |
| <b>Totals</b>     | <b>46-45-91</b> | <b>7.0</b> | <b>3.0</b> | <b>FF, INT, 4 PBU</b> |

2011 Notes: Honorable mention All-Big Ten ... Picked off his first career pass in the season-opener against Middle Tennessee ... posted a career-high 14 tackles at Wisconsin, including his first solo sack of the year ... finished with double-digit tackles against Ohio State, including 1.5 for loss with a sack.

#### Harris' Career Totals

| Year          | U-A-T          | TFL          | Sacks        | Misc           |
|---------------|----------------|--------------|--------------|----------------|
| 2010          | 7-4-11         | 0.0-0        | 0.0-0        | FF             |
| 2011          | 15-5-20        | 0.0-0        | 0.0-0        | PBU            |
| <b>Totals</b> | <b>22-9-31</b> | <b>0.0-0</b> | <b>0.0-0</b> | <b>FF, PBU</b> |

#### Gooden's Career Totals

| Year          | U-A-T            | TFL            | Sacks          | Misc                   |
|---------------|------------------|----------------|----------------|------------------------|
| 2008          | 11-3-14          | 4.0-15         | 2.0-12         |                        |
| 2009          | 24-13-37         | 8.0-41         | 4.5-30         | FR                     |
| 2010          | 21-14-35         | 4.0-8          | 1.5-3          | 2 FF, FR, PBU          |
| 2011          | 14-19-33         | 8.0-30         | 2.0-14         |                        |
| <b>Totals</b> | <b>70-49-119</b> | <b>24.0-94</b> | <b>10.0-59</b> | <b>2 FF, 2 FR, PBU</b> |

#### Beckford's Career Totals

| Year          | U-A-T             | TFL            | Sacks         | Misc                  |
|---------------|-------------------|----------------|---------------|-----------------------|
| 2009          | 23-11-34          | 3.0-7          | 0.0-0         | 1 PBU                 |
| 2010          | 57-27-84          | 3.5-6          | 0.5-2         | 1 PBU                 |
| 2011          | 46-45-91          | 7.0-27         | 3.0-21        | FF, INT, 4 PBU        |
| <b>Totals</b> | <b>126-83-209</b> | <b>13.5-40</b> | <b>3.5-23</b> | <b>FF, 5 PBU, INT</b> |

#### Harris' Career Highs

Total Tackles ..... 3 ..... 4x, last at Indiana, 2011  
Solo Tackles ..... 3 ..... 3x, last at Indiana, 2011

#### Gooden's Career Highs

Total Tackles ..... 7 ..... at Wisconsin, 2009  
Solo Tackles ..... 5 ... vs. Northern Colorado, 2008  
TFL ..... 3.5 ..... vs. Illinois, 2009  
Sacks ..... 1.0 ..... 9x, last at Michigan, 2011  
Forced Fumbles ..... 1 ..... 2x, last vs. Michigan, 2010  
PBU ..... 1 ..... vs. Ball State, 2010

#### Beckford's Career Highs

Total Tackles ..... 14 ..... at Wisconsin, 2011  
Solo Tackles ..... 10 ..... at Wisconsin, 2011  
TFL ..... 2.0 ..... at Wisconsin, 2011  
Sacks ..... 1.0 ..... 2x, last vs. Ohio St., 2011  
Interceptions ..... 1 ..... vs. Middle Tenn., 2011  
PBU ..... 1 ... 4x, last vs. Nore Dame, 2011

## Little Caesars Pizza Bowl




**#15**  
**Charlton Williams**  
Senior  
Cornerback

### 2011 GAME-BY-GAME STATS

| Opponent          | U-A-T        | TFL        | Sacks      | Misc     |
|-------------------|--------------|------------|------------|----------|
| Middle Tenn.      | 1-2-3        | 0.0        | 0.0        | -        |
| at Rice           | DNP          |            |            |          |
| SE Missouri State | 0-0-0        | 0.0        | 0.0        | -        |
| Notre Dame        | DNP          |            |            |          |
| Minnesota         | DNP          |            |            |          |
| at Penn State     | DNP          |            |            |          |
| Illinois          | DNP          |            |            |          |
| at Michigan       | DNP          |            |            |          |
| at Wisconsin      | 0-0-0        | 0.0        | 0.0        | -        |
| Ohio State        | DNP          |            |            |          |
| Iowa              | DNP          |            |            |          |
| at Indiana        | DNP          |            |            |          |
| <b>Totals</b>     | <b>1-2-3</b> | <b>0.0</b> | <b>0.0</b> | <b>-</b> |

2011 Notes: Is the only member of the Purdue football team to have played in the 2007 Motor City Bowl.



**#21**  
**Ricardo Allen**  
Sophomore  
Cornerback

### 2011 GAME-BY-GAME STATS

| Opponent          | U-A-T           | TFL        | Sacks      | Misc                         |
|-------------------|-----------------|------------|------------|------------------------------|
| Middle Tenn.      | 2-1-3           | 0.0        | 0.0        | Blk                          |
| at Rice           | 5-1-6           | 0.5        | 0.0        | PBU                          |
| SE Missouri State | 0-1-1           | 0.0        | 0.0        | INT                          |
| Notre Dame        | 8-2-10          | 1.5        | 0.0        | FF                           |
| Minnesota         | 2-2-4           | 0.0        | 0.0        | INT                          |
| at Penn State     | 2-0-2           | 0.0        | 0.0        | PBU                          |
| Illinois          | 8-2-10          | 0.0        | 0.0        | INT                          |
| at Michigan       | 3-4-7           | 0.0        | 0.0        | -                            |
| at Wisconsin      | 6-0-6           | 0.0        | 0.0        | -                            |
| Ohio State        | 5-0-5           | 0.0        | 0.0        | -                            |
| Iowa              | 9-2-11          | 0.0        | 0.0        | PBU                          |
| at Indiana        | 5-2-7           | 1.0        | 0.0        | -                            |
| <b>Totals</b>     | <b>55-17-72</b> | <b>3.0</b> | <b>0.0</b> | <b>3 INT, Blk, 3 PBU, FF</b> |

2011 Notes: Honorable mention All-America by SI.com ... second team All-Big Ten ... Blocked a field goal as time expired to seal the season-opening win over Middle Tennessee ... grabbed his first pick of the season and fourth of his career against SEMO ... tied the Purdue career record with a 37-yard interception return for a touchdown against Minnesota ...



**#28**  
**Josh Johnson**  
Junior  
Cornerback

### 2011 GAME-BY-GAME STATS

| Opponent          | U-A-T           | TFL        | Sacks      | Misc                    |
|-------------------|-----------------|------------|------------|-------------------------|
| Middle Tenn.      | 4-2-6           | 0.0        | 0.0        | PBU                     |
| at Rice           | 1-1-2           | 1.0        | 0.0        | PBU                     |
| SE Missouri State | 1-0-1           | 0.0        | 0.0        | -                       |
| Notre Dame        | 3-0-3           | 0.0        | 0.0        | PBU                     |
| Minnesota         | 2-1-3           | 1.0        | 0.0        | -                       |
| at Penn State     | 4-0-4           | 1.0        | 0.0        | FF, 2 PBU               |
| Illinois          | 4-1-5           | 0.0        | 0.0        | -                       |
| at Michigan       | 3-5-8           | 0.0        | 0.0        | INT, PBU                |
| at Wisconsin      | 8-0-8           | 0.0        | 0.0        | -                       |
| Ohio State        | 4-1-5           | 0.5        | 0.0        | -                       |
| Iowa              | 6-4-10          | 0.0        | 0.0        | -                       |
| at Indiana        | 6-1-7           | 1.0        | 0.0        | INT, 2 PBU              |
| <b>Totals</b>     | <b>46-16-62</b> | <b>4.5</b> | <b>0.0</b> | <b>FF, 7 PBU, 2 INT</b> |

2011 Notes: Posted a career-high 10 tackles at Iowa ... set a career-best with eight solo tackles at Wisconsin ... intercepted passes at Michigan and Indiana ... matched a career-high with two pass break ups at Penn State and Indiana.

#### Williams' Career Totals

| Year          | U-A-T           | TFL           | Sacks         | Misc          |
|---------------|-----------------|---------------|---------------|---------------|
| 2007          | 3-1-4           | 1.0-5         | 0.0-0         |               |
| 2009          | 2-1-3           | 0.0-0         | 0.0-0         |               |
| 2010          | 12-9-21         | 1.5-13        | 1.0-12        | Safety        |
| 2011          | 1-2-3           | 0.0-0         | 0.0-0         |               |
| <b>Totals</b> | <b>18-13-31</b> | <b>2.5-18</b> | <b>1.0-12</b> | <b>Safety</b> |

#### Williams' Career Highs

Total Tackles ..... 7 ..... at Notre Dame, 2010  
Solo Tackles ..... 3 ..... vs. Minnesota, 2010  
TFL ..... 1.0 ..... at Ohio St., 2010  
Sacks ..... 1.0 ..... at Ohio St., 2010

#### Allen's Career Totals

| Year          | U-A-T             | TFL           | Sacks        | Misc                               |
|---------------|-------------------|---------------|--------------|------------------------------------|
| 2010          | 56-17-73          | 3.5-11        | 1.0-5        | 3 INT, 4 PBU                       |
| 2011          | 55-17-72          | 3.0-6         | 0.0-0        | 3 INT, 3 PBU                       |
| <b>Totals</b> | <b>111-34-145</b> | <b>6.5-17</b> | <b>1.0-5</b> | <b>6 INT, 7 PBU, 3 TD, FF, Blk</b> |

#### Allen's Career Highs

Total Tackles ..... 11 ..... vs. Iowa, 2011  
Solo Tackles ..... 9 ..... 2x, last vs. Iowa, 2011  
TFL ..... 1.5 ..... 2x, last vs. Notre Dame, 2011  
Sacks ..... 1.0 ..... vs. Western Illinois, 2010  
Interceptions ..... 1 ..... 6x, last vs. Illinois, 2011  
PBU ..... 2 ..... at Michigan St., 2010  
Blocks ..... 1 ..... vs. Middle Tenn., 2011


#### Johnson's Career Totals

| Year          | U-A-T            | TFL           | Sacks         | Misc                           |
|---------------|------------------|---------------|---------------|--------------------------------|
| 2009          | 3-1-4            | 0.0-0         | 0.0-0         |                                |
| 2010          | 42-11-53         | 1.0-11        | 1.0-11        | 3 FF, FR, 6 PBU, INT           |
| 2011          | 46-16-62         | 4.5-24        | 0.0-0         | 2 INT, FF, 7 PBU               |
| <b>Totals</b> | <b>91-28-119</b> | <b>5.5-35</b> | <b>1.0-11</b> | <b>4 FF, FR, 13 PBU, 3 INT</b> |

#### Johnson's Career Highs

Total Tackles ..... 11 ..... vs. Iowa, 2011  
Total Tackles ..... 10 ..... vs. Iowa, 2011  
Solo Tackles ..... 8 ..... at Wisconsin, 2011  
TFL ..... 1.0 ..... 5x, last at Indiana, 2011  
Forced Fumbles ..... 1 ..... 4x, last at Penn State, 2011  
Fumbles Recovered ..... 1 ..... vs. Western Illinois, 2010  
Interceptions ..... 1 ..... 3x, last at Indiana, 2011  
PBU ..... 2 ..... 3x, last at Indiana, 2011

## Little Caesars Pizza Bowl




**#30**  
**Joe Holland**  
Senior  
Linebacker

### 2011 GAME-BY-GAME STATS

| Opponent          | U-A-T           | TFL        | Sacks      | Misc              |
|-------------------|-----------------|------------|------------|-------------------|
| Middle Tenn.      | 8-6-14          | 0.0        | 0.0        | 2 PBU             |
| at Rice           | 7-3-10          | 0.5        | 0.0        | -                 |
| SE Missouri State | 3-0-3           | 1.0        | 0.0        | -                 |
| Notre Dame        | 4-2-6           | 1.5        | 0.0        | -                 |
| Minnesota         | 3-0-3           | 0.0        | 0.0        | -                 |
| at Penn State     | 3-4-7           | 0.0        | 0.0        | -                 |
| Illinois          | 3-8-11          | 0.5        | 0.5        | -                 |
| at Michigan       | 3-7-10          | 0.0        | 0.0        | PBU, INT          |
| at Wisconsin      | 1-2-3           | 0.5        | 0.0        | -                 |
| Ohio State        | 5-2-7           | 1.5        | 0.0        | -                 |
| Iowa              | 1-1-2           | 1.0        | 1.0        | 2 PBU             |
| at Indiana        | 6-3-9           | 2.0        | 0.0        | -                 |
| <b>Totals</b>     | <b>47-38-85</b> | <b>8.5</b> | <b>1.5</b> | <b>5 PBU, INT</b> |

2011 Notes: Honorable mention All-Big Ten ... posted a career-high 14 tackles in the season-opener against Middle Tennessee ... grabbed his second career interception at Michigan ... Has posted career highs in total tackles, tackles for loss and sacks.




**#32**  
**Albert Evans**  
Senior  
Safety

### 2011 GAME-BY-GAME STATS

| Opponent          | U-A-T           | TFL        | Sacks      | Misc              |
|-------------------|-----------------|------------|------------|-------------------|
| Middle Tenn.      | 5-2-7           | 0.0        | 0.0        | -                 |
| at Rice           | 4-2-6           | 0.0        | 0.0        | PBU               |
| SE Missouri State | 3-0-3           | 0.0        | 0.0        | -                 |
| Notre Dame        | 9-2-11          | 0.0        | 0.0        | -                 |
| Minnesota         | 3-1-4           | 0.5        | 0.0        | PBU               |
| at Penn State     | 3-4-7           | 0.0        | 0.0        | INT               |
| Illinois          | 4-1-5           | 0.0        | 0.0        | -                 |
| at Michigan       | 6-3-9           | 0.5        | 0.0        | PBU               |
| at Wisconsin      | 1-2-3           | 0.0        | 0.0        | -                 |
| Ohio State        | 2-1-3           | 0.5        | 0.0        | -                 |
| Iowa              | 4-0-4           | 1.0        | 0.0        | -                 |
| at Indiana        | 5-2-7           | 0.0        | 0.0        | PBU               |
| <b>Totals</b>     | <b>49-20-69</b> | <b>2.5</b> | <b>0.0</b> | <b>4 PBU, INT</b> |

2011 Notes: Posted a career-high 11 tackles against Notre Dame, including nine solo stops ... picked off his second career pass at Penn State, returning it 55 yards ... has recorded career highs in total tackles and passes broken up.



**#34**  
**Max Charlot**  
Junior  
Safety

### 2011 GAME-BY-GAME STATS

| Opponent          | U-A-T           | TFL        | Sacks      | Misc       |
|-------------------|-----------------|------------|------------|------------|
| Middle Tenn.      | 3-0-3           | 0.0        | 0.0        | -          |
| at Rice           | 3-2-5           | 0.0        | 0.0        | -          |
| SE Missouri State | 0-0-0           | 0.0        | 0.0        | -          |
| Notre Dame        | 2-3-5           | 0.0        | 0.0        | -          |
| Minnesota         | 1-1-2           | 0.0        | 0.0        | -          |
| at Penn State     | 2-2-4           | 0.0        | 0.0        | -          |
| Illinois          | 1-2-3           | 0.0        | 0.0        | PBU        |
| at Michigan       | 2-4-6           | 0.0        | 0.0        | -          |
| at Wisconsin      | 0-2-2           | 0.0        | 0.0        | -          |
| Ohio State        | 1-0-1           | 0.0        | 0.0        | -          |
| Iowa              | 2-0-2           | 0.0        | 0.0        | -          |
| at Indiana        | 1-4-5           | 0.0        | 0.0        | -          |
| <b>Totals</b>     | <b>18-20-38</b> | <b>0.0</b> | <b>0.0</b> | <b>PBU</b> |

2011 Notes: Posted a career-high six tackles at Michigan ... has finished with five or more tackles in four games this season.

#### Holland's Career Totals

| Year          | U-A-T              | TFL            | Sacks         | Misc                 |
|---------------|--------------------|----------------|---------------|----------------------|
| 2008          | 36-40-76           | 2.0-5          | 1.0-2         | 4 PBU                |
| 2009          | 42-39-81           | 3.5-21         | 1.5-12        | 1 PBU, 1 INT         |
| 2010          | 48-25-73           | 7.5-15         | 1.5-5         | -                    |
| 2011          | 47-38-85           | 8.5-33         | 1.5-11        | 5 PBU, INT           |
| <b>Totals</b> | <b>173-142-315</b> | <b>21.5-74</b> | <b>5.5-30</b> | <b>10 PBU, 2 INT</b> |

#### Holland's Career Highs

**Total Tackles** ..... 14 ..... vs. Middle Tenn., 2011  
**Solo Tackles** ..... 9 ..... vs. Northwestern, 2010  
**TFL** ..... 2.0 ..... 3x, last at Indiana, 2011  
**Sacks** ..... 1.0 ..... 4x, last vs. Iowa, 2011  
**PBU** ..... 2 ..... 2x last vs. Iowa, 2011  
**Interceptions** ..... 1 ..... vs. Toledo, 2009

#### Evans's Career Totals

| Year          | U-A-T            | TFL           | Sacks         | Misc                        |
|---------------|------------------|---------------|---------------|-----------------------------|
| 2008          | 0-2-2            | 0.0-0         | 0.0-0         | -                           |
| 2009          | 24-6-30          | 0.0-0         | 0.0-0         | 2 PBU                       |
| 2010          | 24-13-37         | 4.0-28        | 2.0-21        | FF, FR, 2 PBU, INT          |
| 2011          | 49-20-69         | 2.5-5         | 0.0-0         | 4 PBU, INT                  |
| <b>Totals</b> | <b>97-41-138</b> | <b>6.5-33</b> | <b>2.0-21</b> | <b>8 PBU, FF, FR, 2 INT</b> |

#### Evans's Career Highs

**Total Tackles** ..... 11 ..... vs. Notre Dame, 2011  
**Solo Tackles** ..... 9 ..... vs. Notre Dame, 2011  
**Sacks** ..... 1 ..... 2x, last at Northwestern, 2010  
**Forced Fumbles** ..... 1 ..... vs. Western Illinois, 2010  
**Interceptions** ..... 1 ..... 2x, last at Penn State, 2011  
**PBU** ..... 1 ..... 6x, last at Michigan, 2011

#### Charlot's Career Totals

| Year          | U-A-T           | TFL          | Sacks        | Misc              |
|---------------|-----------------|--------------|--------------|-------------------|
| 2010          | 4-8-12          | 0.5-1        | 0.0-0        | INT, 2 PBU        |
| 2011          | 18-20-38        | 0.0-0        | 0.0-0        | PBU               |
| <b>Totals</b> | <b>22-28-50</b> | <b>0.5-1</b> | <b>0.0-0</b> | <b>INT, 3 PBU</b> |

#### Charlot's Career Highs

**Total Tackles** ..... 6 ..... at Michigan, 2011  
**Solo Tackles** ..... 3 ..... 2x, last at Rice, 2011  
**TFL** ..... 0.5 ..... vs. Western Illinois, 2010  
**PBU** ..... 1 ..... 3x, last vs. Illinois, 2011

**Little Caesars Pizza Bowl**



**#35  
Logan  
Link**  
Senior  
Safety

**2011 GAME-BY-GAME STATS**

| Opponent          | U-A-T           | TFL        | Sacks      | Misc       |
|-------------------|-----------------|------------|------------|------------|
| Middle Tenn.      | 0-0-0           | 0.0        | 0.0        | -          |
| at Rice           | 2-0-2           | 0.0        | 0.0        | -          |
| SE Missouri State | 2-2-4           | 0.0        | 0.0        | -          |
| Notre Dame        | 1-1-2           | 0.0        | 0.0        | -          |
| Minnesota         | 2-2-4           | 0.0        | 0.0        | -          |
| at Penn State     | 3-3-6           | 0.0        | 0.0        | -          |
| Illinois          | 1-1-2           | 0.0        | 0.0        | -          |
| at Michigan       | 2-5-7           | 0.0        | 0.0        | -          |
| at Wisconsin      | 9-4-13          | 0.0        | 0.0        | -          |
| Ohio State        | 6-3-9           | 0.0        | 0.0        | PBU        |
| Iowa              | 1-5-6           | 0.0        | 0.0        | -          |
| at Indiana        | 0-0-0           | 0.0        | 0.0        | -          |
| <b>Totals</b>     | <b>29-26-55</b> | <b>0.0</b> | <b>0.0</b> | <b>PBU</b> |

2011 Notes: Tied his career high with 13 tackles at Wisconsin ... has appeared in all 12 games, making eight starts.



**#44  
Landon  
Feichter**  
Freshman  
Safety

**2011 GAME-BY-GAME STATS**

| Opponent          | U-A-T          | TFL        | Sacks      | Misc       |
|-------------------|----------------|------------|------------|------------|
| Middle Tenn.      | 2-1-3          | 0.0        | 0.0        | -          |
| at Rice           | 2-1-3          | 0.0        | 0.0        | -          |
| SE Missouri State | 3-0-3          | 0.0        | 0.0        | -          |
| Notre Dame        | 8-0-8          | 0.0        | 0.0        | -          |
| Minnesota         | 1-0-1          | 0.0        | 0.0        | PBU        |
| at Penn State     | 0-0-0          | 0.0        | 0.0        | -          |
| Illinois          | 0-0-0          | 0.0        | 0.0        | -          |
| at Michigan       | 1-0-1          | 0.0        | 0.0        | -          |
| at Wisconsin      | 0-0-0          | 0.0        | 0.0        | -          |
| Ohio State        | 0-0-0          | 0.0        | 0.0        | -          |
| Iowa              | 0-0-0          | 0.0        | 0.0        | -          |
| at Indiana        | 0-0-0          | 0.0        | 0.0        | -          |
| <b>Totals</b>     | <b>17-2-19</b> | <b>0.0</b> | <b>0.0</b> | <b>PBU</b> |

2011 Notes: Walk-on has appeared in all 12 games, with one start ... had a career-high eight tackles, all solo, against Notre Dame.



**#45  
Will  
Lucas**  
Sophomore  
Linebacker

**2011 GAME-BY-GAME STATS**

| Opponent          | U-A-T           | TFL        | Sacks      | Misc                 |
|-------------------|-----------------|------------|------------|----------------------|
| Middle Tenn.      | 5-2-7           | 0.0        | 0.0        | PBU                  |
| at Rice           | 6-1-7           | 0.5        | 0.0        | -                    |
| SE Missouri State | 5-2-7           | 1.5        | 0.5        | -                    |
| Notre Dame        | 1-0-1           | 0.0        | 0.0        | -                    |
| Minnesota         | 3-5-8           | 1.0        | 0.0        | -                    |
| at Penn State     | 3-3-6           | 0.0        | 0.0        | -                    |
| Illinois          | 2-1-3           | 0.0        | 0.0        | -                    |
| at Michigan       | 1-5-6           | 0.5        | 0.0        | -                    |
| at Wisconsin      | 4-1-5           | 1.0        | 0.0        | FF, FR               |
| Ohio State        | 4-1-5           | 1.5        | 0.0        | -                    |
| Iowa              | 6-3-9           | 1.5        | 0.5        | FR                   |
| at Indiana        | 3-7-10          | 1.0        | 0.0        | -                    |
| <b>Totals</b>     | <b>42-26-68</b> | <b>8.5</b> | <b>1.0</b> | <b>FF, 2 FR, PBU</b> |

2011 Notes: Shared his first career sack against SEMO, halving it with Kawann Short ... forced and recovered a fumble at Wisconsin ... had a season-high 10 tackles at Indiana ... has recorded seven or more tackles in six of 12 games.

**Link's Career Totals**

| Year          | U-A-T            | TFL          | Sacks        | Misc                      |
|---------------|------------------|--------------|--------------|---------------------------|
| 2010          | 65-26-91         | 2.0-3        | 0.0-0        | INT, FR, FF, 3 PBU        |
| 2011          | 29-26-55         | 0.0-0        | 0.0-0        | PBU                       |
| <b>Totals</b> | <b>95-51-146</b> | <b>2.0-3</b> | <b>0.0-0</b> | <b>INT, FR, FF, 4 PBU</b> |

**Link's Career Highs**

**Total Tackles** ..... 13 .... **3x, last at Wisconsin, 2011**  
**Solo Tackles** ..... 11 ..... at Ohio St, 2010  
**TFL** ..... 0.5 ..... 2x last at Illinois, 2010  
**Fumbles Forced** ..... 1 ..... at Northwestern, 2010  
**Fumbles Recovered** 1 ..... at Notre Dame, 2010  
**PBU** ..... 1 ..... **4x, last vs. Ohio St., 2011**

**Feichter's Career Totals**

| Year          | U-A-T          | TFL          | Sacks        | Misc       |
|---------------|----------------|--------------|--------------|------------|
| 2011          | 17-2-19        | 0.0-0        | 0.0-0        | PBU        |
| <b>Totals</b> | <b>17-2-19</b> | <b>0.0-0</b> | <b>0.0-0</b> | <b>PBU</b> |

**Feichter's Career Highs**

**Total Tackles** ..... 8 ..... vs. Notre Dame, 2011  
**Solo Tackles** ..... 8 ..... vs. Notre Dame, 2011


**Lucas's Career Totals**

| Year          | U-A-T            | TFL            | Sacks        | Misc                        |
|---------------|------------------|----------------|--------------|-----------------------------|
| 2010          | 29-14-43         | 3.0-8          | 0.0-0        | FF, FR, INT                 |
| 2011          | 42-26-68         | 8.5-16         | 1.0-6        | FF, 2 FR, PBU               |
| <b>Totals</b> | <b>71-40-111</b> | <b>11.5-24</b> | <b>1.0-6</b> | <b>2 FF, 3 FR, INT, PBU</b> |

**Lucas's Career Highs**

**Total Tackles** ..... 11 ..... at Ohio St., 2010  
**Solo Tackles** ..... 8 ..... vs. Michigan, 2010  
**TFL** ..... 1.5 ..... **3x, last vs. Iowa, 2011**  
**Sacks** ..... 0.5 ..... **2x, last vs. Iowa, 2011**  
**Forced Fumbles** ..... 1 .. **2x, last at at Wisconsin, 2011**  
**Fumble Recoveries** 1 ..... **3x, last vs. Iowa, 2011**  
**Interceptions** ..... 1 ..... at Ohio St., 2010  
**PBU** ..... 1 ..... vs. Middle Tenn., 2011

## Little Caesars Pizza Bowl




**#47**  
**Chris Carlino**  
Senior  
Linebacker

### 2011 GAME-BY-GAME STATS

| Opponent          | U-A-T           | TFL        | Sacks      | Misc       |
|-------------------|-----------------|------------|------------|------------|
| Middle Tenn.      | 1-1-2           | 0.0        | 0.0        | -          |
| at Rice           | 1-2-3           | 0.0        | 0.0        | -          |
| SE Missouri State | 3-4-7           | 1.0        | 0.0        | PBU        |
| Notre Dame        | 2-0-2           | 0.0        | 0.0        | -          |
| Minnesota         | 2-1-3           | 0.0        | 0.0        | -          |
| at Penn State     | 0-0-0           | 0.0        | 0.0        | -          |
| Illinois          | 0-0-0           | 0.0        | 0.0        | -          |
| at Michigan       | 1-0-1           | 0.0        | 0.0        | -          |
| at Wisconsin      | 2-1-3           | 0.0        | 0.0        | -          |
| Ohio State        | 0-2-2           | 0.0        | 0.0        | -          |
| Iowa              | 1-0-1           | 0.0        | 0.0        | -          |
| at Indiana        | 1-0-1           | 0.0        | 0.0        | -          |
| <b>Totals</b>     | <b>14-11-25</b> | <b>1.0</b> | <b>0.0</b> | <b>PBU</b> |

2011 Notes: Got his first start of the season vs. SEMO, tying for team lead with seven tackles.



**#55**  
**Brandon Taylor**  
Sophomore  
Defensive Tackle

### 2011 GAME-BY-GAME STATS

| Opponent          | U-A-T         | TFL        | Sacks      | Misc              |
|-------------------|---------------|------------|------------|-------------------|
| Middle Tenn.      | 0-1-1         | 0.0        | 0.0        | -                 |
| at Rice           | 0-0-0         | 0.0        | 0.0        | -                 |
| SE Missouri State | 2-0-2         | 2.0        | 1.0        | -                 |
| Notre Dame        | 0-1-1         | 0.0        | 0.0        | -                 |
| Minnesota         | 1-0-1         | 0.0        | 0.0        | FF                |
| at Penn State     | 0-0-0         | 0.0        | 0.0        | -                 |
| Illinois          | 0-2-2         | 0.0        | 0.0        | -                 |
| at Michigan       | 1-0-1         | 0.0        | 0.0        | -                 |
| at Wisconsin      | 0-0-0         | 0.0        | 0.0        | -                 |
| Ohio State        | 2-1-3         | 0.0        | 0.0        | -                 |
| Iowa              | 0-1-1         | 0.0        | 0.0        | FR, TD            |
| at Indiana        | 0-1-1         | 0.0        | 0.0        | -                 |
| <b>Totals</b>     | <b>6-7-13</b> | <b>2.0</b> | <b>1.0</b> | <b>FF, FR, TD</b> |

2011 Notes: Notched his second career sack and first of the season vs. SEMO, en route to a career high 2.0 TFLs ... recovered a fumble in the end zone against Iowa to score his first career touchdown and the Boilermakers' first TD off a fumble since 2006.



**#90**  
**Bruce Gaston**  
Sophomore  
Defensive Tackle

### 2011 GAME-BY-GAME STATS

| Opponent          | U-A-T          | TFL        | Sacks      | Misc            |
|-------------------|----------------|------------|------------|-----------------|
| Middle Tenn.      | 0-1-1          | 0.5        | 0.0        | -               |
| at Rice           | 1-1-2          | 1.0        | 0.0        | -               |
| SE Missouri State | 2-3-5          | 1.5        | 0.0        | -               |
| Notre Dame        | 0-0-0          | 0.0        | 0.0        | -               |
| Minnesota         | 0-1-1          | 0.0        | 0.0        | PBU             |
| at Penn State     | 1-6-7          | 0.0        | 0.0        | -               |
| Illinois          | 0-1-1          | 0.0        | 0.0        | -               |
| at Michigan       | 1-2-3          | 0.0        | 0.0        | -               |
| at Wisconsin      | 0-1-1          | 0.0        | 0.0        | -               |
| Ohio State        | 1-0-1          | 1.0        | 1.0        | Blk             |
| Iowa              | 1-1-2          | 1.0        | 1.0        | -               |
| at Indiana        | 2-3-5          | 2.0        | 1.0        | -               |
| <b>Totals</b>     | <b>9-20-29</b> | <b>7.0</b> | <b>3.0</b> | <b>Blk, PBU</b> |

2011 Notes: Posted a career-high seven total tackles at Penn State ... blocked a game-saving PAT with 55 seconds remaining in the fourth quarter in overtime win against Ohio State ... has had a sack in each of the last three games.

#### Carlino's Career Totals

| Year          | U-A-T            | TFL          | Sacks        | Misc                    |
|---------------|------------------|--------------|--------------|-------------------------|
| 2008          | 12-24-36         | 0.5-2        | 0.0-0        | 1 FR                    |
| 2009          | 38-33-71         | 2.0-4        | 0.0-0        | 4 PBU, 1 FR, INT        |
| 2010          | 9-6-15           | 0.0-0        | 0.0-0        | FR                      |
| 2011          | 14-11-25         | 1.0-1        | 0.0-0        | PBU                     |
| <b>Totals</b> | <b>73-74-147</b> | <b>3.5-7</b> | <b>0.0-0</b> | <b>5 PBU, 3 FR, INT</b> |

#### Carlino's Career Highs

Total Tackles ..... 10..... vs. Northern Illinois, 2009  
Solo Tackles ..... 5..... 2x, last vs. Michigan St., 2009  
TFL ..... 1.0..... 2x, last vs. Oregon, 2009  
Fumbles Recovered 1.... 2x, last vs. Northern Illinois, 2009  
PBU ..... 2..... 2x, last vs. Illinois, 2009  
Interceptions ..... 1..... vs. Northern Illinois, 2009

#### Taylor's Career Totals

| Year          | U-A-T          | TFL           | Sacks        | Misc              |
|---------------|----------------|---------------|--------------|-------------------|
| 2010          | 1-3-4          | 1.5-2         | 1.0-2        | -                 |
| 2011          | 6-7-13         | 2.0-8         | 1.0-7        | FF, FR, TD        |
| <b>Totals</b> | <b>7-10-17</b> | <b>3.5-10</b> | <b>2.0-9</b> | <b>FF, FR, TD</b> |

#### Taylor's Career Highs

Total Tackles ..... 3..... vs. Ohio St., 2011  
Solo Tackles ..... 2..... 2x, last vs. Ohio St., 2011  
Sacks ..... 1.0..... 2x, last vs. SEMO, 2011  
TFL ..... 2.0..... vs. SEMO, 2011  
Forced Fumbles ..... 1..... vs. Minnesota, 2011

#### Gaston's Career Totals

| Year          | U-A-T           | TFL            | Sacks         | Misc            |
|---------------|-----------------|----------------|---------------|-----------------|
| 2010          | 15-11-26        | 4.5-14         | 1.0-5         | -               |
| 2011          | 9-19-28         | 7.0-28         | 3.0-22        | Blk, PBU        |
| <b>Totals</b> | <b>24-30-54</b> | <b>11.5-42</b> | <b>4.0-27</b> | <b>Blk, PBU</b> |

#### Gaston's Career Highs

Total Tackles ..... 7..... at Penn State, 2011  
Solo Tackles ..... 4..... at Illinois, 2010  
Sacks ..... 1.0..... 4x last at Indiana, 2011  
TFL ..... 2.0..... 2x, last at Indiana, 2011

## Little Caesars Pizza Bowl



**#93**  
**Kawann Short**  
Junior  
Defensive Tackle



**#99**  
**Ryan Russell**  
Freshman  
Defensive End

### 2011 GAME-BY-GAME STATS

| Opponent          | U-A-T           | TFL         | Sacks      | Misc                 |
|-------------------|-----------------|-------------|------------|----------------------|
| Middle Tenn.      | 1-1-2           | 0.5         | 0.0        | Blk                  |
| at Rice           | 6-5-11          | 1.5         | 0.0        | FF, FR               |
| SE Missouri State | 1-4-5           | 1.5         | 0.5        | -                    |
| Notre Dame        | 2-0-2           | 0.0         | 0.0        | Blk                  |
| Minnesota         | 3-1-4           | 2.5         | 1.0        | -                    |
| at Penn State     | 1-4-5           | 0.0         | 0.0        | -                    |
| Illinois          | 5-1-6           | 3.5         | 2.0        | -                    |
| at Michigan       | 3-2-5           | 2.0         | 0.0        | -                    |
| at Wisconsin      | 1-1-2           | 1.0         | 0.0        | -                    |
| Ohio State        | 4-2-6           | 3.0         | 3.0        | -                    |
| Iowa              | 1-2-3           | 1.0         | 0.0        | -                    |
| at Indiana        | 0-2-2           | 0.5         | 0.0        | -                    |
| <b>Totals</b>     | <b>28-25-53</b> | <b>17.0</b> | <b>6.5</b> | <b>FF, FR, 2 Blk</b> |

2011 Notes: First team All-Big Ten ... third team All-America by Yahoo/Rivals.com ... honorable mention All-America by SI.com ... blocked his third career kick in the season-opener against Middle Tennessee ... had a career-high 11 tackles, a forced fumble and a fumble recovery at Rice ... blocked his second FG of the season vs. Notre Dame.

### 2011 GAME-BY-GAME STATS

| Opponent          | U-A-T           | TFL        | Sacks      | Misc              |
|-------------------|-----------------|------------|------------|-------------------|
| Middle Tenn.      | 2-0-2           | 0.0        | 0.0        | -                 |
| at Rice           | 1-2-3           | 1.0        | 0.0        | -                 |
| SE Missouri State | 2-1-3           | 0.0        | 0.0        | -                 |
| Notre Dame        | 1-1-2           | 0.0        | 0.0        | -                 |
| Minnesota         | 0-0-0           | 0.0        | 0.0        | 2 FR              |
| at Penn State     | 3-1-4           | 1.0        | 1.0        | FF                |
| Illinois          | 1-1-2           | 0.5        | 0.0        | -                 |
| at Michigan       | 2-2-4           | 0.0        | 0.0        | -                 |
| at Wisconsin      | 2-1-3           | 0.0        | 0.0        | -                 |
| Ohio State        | 1-1-2           | 0.0        | 0.0        | -                 |
| Iowa              | 1-2-3           | 0.0        | 0.0        | -                 |
| at Indiana        | 1-3-4           | 2.0        | 0.0        | FF                |
| <b>Totals</b>     | <b>17-15-32</b> | <b>4.5</b> | <b>1.0</b> | <b>2 FR, 2 FF</b> |

2011 Notes: All-Big Ten Freshman by Big Ten Network ... Matched the Purdue record with a pair of fumble recoveries against Minnesota ... had a career-best two tackles for loss at Indiana, matching his career high with four tackles.

#### Short's Career Totals

| Year          | U-A-T            | TFL             | Sacks          | Misc                                 |
|---------------|------------------|-----------------|----------------|--------------------------------------|
| 2009          | 31-17-48         | 4.0-12          | 0.0-0          | PBU, FR, 2 INT                       |
| 2010          | 30-11-41         | 12.5-40         | 6.0-24         | 8 PBU, 2 Blk                         |
| 2011          | 28-25-53         | 17.0-53         | 6.5-31         | FF, FR, 2 Blk                        |
| <b>Totals</b> | <b>89-53-142</b> | <b>33.5-105</b> | <b>12.5-55</b> | <b>9 PBU, FF, 2 FR, 2 INT, 4 Blk</b> |

#### Short's Career Highs

**Total Tackles** ..... 11 ..... at Rice, 2011  
**Solo Tackles** ..... 7 ..... at Northwestern, 2010  
**Sacks** ..... 3.0 ..... vs. Ohio St., 2011  
**TFL** ..... 3.5 ..... vs. Illinois, 2011  
**Fumbles Forced** ..... 1 ..... at Rice, 2011  
**Fumbles Recovered** 1 ..... 2x, last at Rice, 2011  
**PBU** ..... 2 ..... vs. Western Illinois, 2010  
**Interceptions** ..... 1 ..... 2x, last at Indiana, 2009  
**Blocks** ..... 1 ..... 4x, last vs. Notre Dame, 2011

#### Russell's Career Totals

| Year          | U-A-T           | TFL           | Sacks        | Misc              |
|---------------|-----------------|---------------|--------------|-------------------|
| 2011          | 17-15-32        | 4.5-22        | 1.0-9        | 2 FR, 2 FF        |
| <b>Totals</b> | <b>17-15-32</b> | <b>4.5-22</b> | <b>1.0-9</b> | <b>2 FR, 2 FF</b> |

#### Russell's Career Highs

**Total Tackles** ..... 4 ..... 3x, last at Indiana, 2011  
**Solo Tackles** ..... 3 ..... at Penn State, 2011  
**TFL** ..... 2.0 ..... at Indiana, 2011  
**Sacks** ..... 1.0 ..... at Penn State, 2011  
**Fumble Recoveries** 2 ..... vs. Minnesota, 2011  
**Forced Fumbles** ..... 1 ..... 2x, last at Indiana, 2011

## Head Coach Danny Hope



Over the course of his three seasons as head coach at Purdue, Danny Hope has observed steady progress by his program in academics, player development and recruiting.

Those advancements have resulted in enhanced on-field results, as the Boilermakers have returned to the bowl scene for the first time under Hope and the first time in four years. Purdue won two of its final three games to become eligible for postseason play, defeating Ohio State 26-23 in overtime Nov. 12 and intrastate rival Indiana 33-25 to regain possession of the Old Oaken Bucket on Nov. 26.

The Boilermakers bring a 6-6 record to the Little Caesars Pizza Bowl. They were 4-4 in the rugged Big Ten Conference and finished in third place in the Leaders Division.

“We’re excited about going to Detroit and the opportunity to have a winning season,” Hope said. “We have three goals for our football team: to have fun playing football, to make A’s and B’s, and to be champions. We’re having a lot of fun playing football, we’re working hard in the classroom and we still have a chance to be champions.”

In Hope’s three seasons, his teams have defeated three ranked teams: No. 7 Ohio State in 2009, No. 25 Northwestern in 2010 and No. 23 Illinois in 2011.

Hope became the 34th head football coach in Purdue history Jan. 1, 2009. He spent the 2008 season as associate head coach, working with the offensive line, managing recruiting and monitoring academics. He was named to the position Jan. 11, 2008, with a succession plan in place for him to become head coach upon the retirement of Joe Tiller at the end of the year.

An assistant under Tiller at Purdue from 1997 to 2001, Hope returned to the Boilermakers from Eastern Kentucky University – owner of the longest non-losing season streak in NCAA Division I football – where he served as head coach from 2003 to 2007. His five-year record was 35-22 (.614 winning percentage), including 32-8 (.800 winning percentage) in Ohio Valley Conference games.

Hope serves as spokesman for the Purdue Cancer Center Challenge, an annual 5K run/walk beginning and ending at Ross-Ade Stadium. He asks Boilermaker fans to “Take the Challenge, Get Up, Get Fit and Give Back” by raising funds for cancer research at Purdue.

A native of Gainesville, Fla., Hope (born Jan. 7, 1959) attended Miami Killian Senior High School. He and his wife, Sally, have a son, Chaz, a junior at Eastern Kentucky who plays running back for the Colonels.

### Hope’s Head Coaching Record

| Year   | School           | Overall         | Conf            | Final Rank |
|--------|------------------|-----------------|-----------------|------------|
| 2003   | Eastern Kentucky | 7-5             | 6-2             | —          |
| 2004   | Eastern Kentucky | 6-5             | 6-2             | —          |
| 2005   | Eastern Kentucky | 7-4             | 7-1             | —          |
| 2006   | Eastern Kentucky | 6-5             | 5-3             | —          |
| 2007   | Eastern Kentucky | 9-3             | 8-0*            | 13th       |
| 2009   | Purdue           | 5-7             | 4-4             | —          |
| 2010   | Purdue           | 4-8             | 2-6             | —          |
| 2011   | Purdue           | 6-6             | 4-4             | —          |
| Totals | Eight Years      | 50-43<br>(.538) | 42-22<br>(.656) |            |

\* Ohio Valley Conference Champions

# Little Caesars Pizza Bowl

## Team Game Bests

### Rushing

Most Attempts.....92.....vs. Iowa, 10/26/1968  
Fewest Attempts.....14.....at Michigan State, 11/7/1987  
Most Yards.....501.....vs. Iowa, 11/2/1974  
Fewest Yards.....(-73).....vs. Iowa, 11/18/1989  
Highest Average .....8.2 (25-204).....vs. Wisconsin, 10/18/1997  
Touchdowns .....7.....vs. Iowa, 10/26/1968; at Iowa, 11/3/1973  
**vs. Southeast Missouri 9/17/2011**

### Passing

Most Attempts.....83.....at Wisconsin, 10/10/1998  
Fewest Attempts.....3.....vs. Northwestern, 10/21/1972  
Most Completions.....55.....at Wisconsin, 10/10/1998  
Fewest Completions .....0.....vs. Northwestern, 10/21/1972  
vs. Wisconsin, 11/11/1975  
Highest Completion Percentage...867 (26-30).....vs. Ball State, 9/11/2004  
Most Yards.....604.....vs. Minnesota, 10/3/1998  
Fewest Yards.....0.....many times, last vs. Wisconsin, 11/11/1975  
Most Touchdown Passes .....7.....vs. Indiana, 11/20/2004

### Total Offense

Most Plays .....107.....vs. Washington State, 12/31/2001  
Fewest Plays .....36.....at Illinois, 10/31/1953  
Most Yards.....763.....vs. Indiana, 11/20/2004  
Fewest Yards.....71.....vs. Ohio State, 11/14/1970

### Scoring

Most Points .....96.....vs. Butler, 10/21/1893  
91.....vs. Rose Poly, 11/17/1912  
Points by Both Teams .....115.....Minnesota 59, Purdue 56, 10/9/1993  
Points (Quarter).....34.....vs. Indiana, 11/19/1966 (second)  
Points by Both Teams (Quarter) ...43...Hawaii 22, Purdue 21, 11/25/2006 (fourth)  
Points (Half).....45.....vs. Ball State, 9/11/2004 (first)  
Touchdowns .....13.....vs. Rose Poly, 11/17/1912  
Extra Points .....13.....vs. Rose Poly, 11/17/1912  
Field Goals Made.....7.....vs. Rose Poly, 10/27/1900  
5.....vs. Michigan State, 10/25/1980  
Safeties .....1.....many times, at Rice, 9/10/2011  
Consecutive Games Scoring .....127.....1996-2006

### First Downs

Most .....38.....at Wisconsin, 11/2/1996  
Fewest .....3.....vs. Ohio State, 11/14/1970  
Most by Rushing.....31.....vs. Iowa, 10/26/1968  
Fewest by Rushing.....0.....vs. Iowa, 11/18/1989  
at Michigan State, 10/27/1990  
Most by Passing.....26.....at Wisconsin, 10/10/1998  
Fewest by Passing .....0.....many times, last vs. Wisconsin, 11/11/1975  
Most by Penalty .....6.....vs. Notre Dame, 9/29/2007  
Fewest by Penalty .....0.....many times, Last vs. Wisconsin, 11/6/2010

### Interceptions

Most .....6.....vs. Northwestern, 10/25/1969  
Yards .....125.....at Wisconsin, 11/5/1977  
Returns for Touchdown .....1 .....43 times, last vs. Minnesota, 10/8/2011

### Fumbles

Most .....11.....vs. Notre Dame, 10/3/1953  
Fewest .....0 ..... many times, last at Indiana, 11/26/2011  
Most Lost.....8 .....vs. Notre Dame, 10/3/1953  
Fewest Lost.....0..... many times, last at Indiana, 11/26/2011

### Punt Returns

Most .....10.....vs. Wisconsin, 10/20/1951  
Yards .....149.....vs. Penn State, 10/11/2003  
For Touchdown .....1..... 23 times, last vs. Northern Illinois, 9/19/2009

### Kickoff Returns

Most .....9.....at Notre Dame, 9/24/1988  
vs. Indiana, 11/19/1988  
at Michigan State, 10/27/1990  
at Notre Dame, 9/24/1994  
Yards .....246.....at Wisconsin, 11/5/2011  
For Touchdown .....1..... 20 times, last at Indiana, 11/21/2009

### Punting

Most .....13 .....at Minnesota, 11/18/1950  
Fewest .....0.....at Notre Dame, 10/13/1956  
vs. Ohio, 9/17/1966  
vs. Iowa, 10/31/1998  
vs. Ball State, 9/11/2004  
vs. Indiana, 11/22/2008  
Most Yards .....482.....vs. Ohio State, 10/6/2007  
Fewest Yards.....0.....at Notre Dame, 10/13/1956  
vs. Ohio, 9/17/1966  
vs. Iowa, 10/31/1998  
vs. Ball State, 9/11/2004  
vs. Indiana, 11/22/2008  
Highest Average .....51.1 (8-409) .....vs. Illinois, 10/14/1989

### Penalties

Most .....16.....at Indiana, 11/21/1953  
Fewest .....0.....vs. Michigan, 10/9/1948  
vs. Michigan State, 9/16/1978  
vs. Penn State, 10/4/2008  
Most Yards.....171.....vs. Northwestern, 10/25/1969  
Fewest Yards.....0.....vs. Michigan, 10/9/1948  
vs. Michigan State, 9/16/1978  
vs. Penn State, 10/4/2008

**Note:** Since 1912, touchdowns have been worth six points, field goals three points and extra points one point. Two-point conversions were introduced in 1958.

# Little Caesars Pizza Bowl Team Game Bests

## Rushing Yards

| Yards | Attempts | Opponent         | Date       |
|-------|----------|------------------|------------|
| 501   | 64       | vs. Iowa         | 11/2/1974  |
| 483   | 92       | vs. Iowa         | 10/26/1968 |
| 479   | 80       | vs. Northwestern | 10/21/1972 |
| 461   | 76       | at Iowa          | 11/3/1973  |
| 454   | 85       | vs. Indiana      | 11/20/1948 |
| 448   | 58       | vs. Ball State   | 9/17/1994  |
| 427   | 68       | vs. Miami (Ohio) | 10/2/1976  |
| 407   | 69       | at Northwestern  | 10/26/2002 |
| 401   | 63       | at Illinois      | 11/4/1967  |
| 397   | 57       | at Indiana       | 11/24/1995 |

## Rushing Defense

| Yards | Attempts | Opponent           | Date       |
|-------|----------|--------------------|------------|
| -31   | 20       | vs. Louisville     | 9/19/1987  |
| -17   | 25       | vs. Minnesota      | 11/13/1965 |
| -14   | 42       | vs. Miami (Ohio)   | 10/26/1957 |
| -6    | 28       | vs. Wisconsin      | 11/6/1965  |
| -5    | 35       | vs. Michigan State | 10/25/1979 |
| 2     | 29       | vs. Northwestern   | 11/2/1985  |
| 13    | 24       | at Arizona         | 9/17/2005  |
| 18    | 17       | at Penn State      | 10/9/2004  |
| 23    | 33       | at Iowa            | 10/7/1972  |
| 23    | 21       | vs. Akron          | 9/10/2005  |

## Passing Yards

| Yards | Att.-Cmp. | Opponent             | Date       |
|-------|-----------|----------------------|------------|
| 604   | 43-35     | vs. Minnesota        | 10/3/1998  |
| 590   | 56-35     | vs. Indiana          | 11/20/2004 |
| 546   | 54-35     | vs. Central Michigan | 12/26/2007 |
| 516   | 52-31     | vs. Ohio State       | 10/31/1981 |
| 509   | 58-40     | vs. Michigan State   | 10/16/1999 |
| 497   | 55-35     | at Ohio State        | 10/19/1985 |
| 494   | 83-55     | at Wisconsin         | 10/10/1998 |
| 479   | 58-41     | vs. Indiana          | 11/22/2008 |
| 476   | 36-28     | vs. Iowa             | 11/8/1980  |
| 464   | 47-27     | vs. Illinois         | 10/12/1985 |

## Passing Defense

| Yards | Att.-Cmp. | Opponent           | Date       |
|-------|-----------|--------------------|------------|
| 0     | 3-0       | vs. Texas          | 9/29/1951  |
| 0     | 7-0       | at Northwestern    | 11/17/1956 |
| 0     | 3-1       | at Wisconsin       | 10/11/1958 |
| 1     | 5-2       | vs. Michigan State | 10/27/1973 |
| 6     | 6-1       | vs. Iowa           | 11/7/1953  |
| 8     | 5-1       | vs. Notre Dame     | 10/22/1955 |
| 10    | 13-2      | vs. Indiana        | 11/25/1950 |
| 13    | 6-1       | at Wisconsin       | 10/20/1956 |
| 14    | 8-3       | at Illinois        | 10/23/1948 |
| 14    | 4-1       | vs. Notre Dame     | 10/8/1949  |
| 14    | 13-3      | vs. UCLA           | 10/28/1950 |

## Total Offense

| Yards      | Rush-Pass      | Opponent                      | Date             |
|------------|----------------|-------------------------------|------------------|
| 763        | 173-590        | vs. Indiana                   | 11/20/2004       |
| 692        | 88-604         | vs. Minnesota                 | 10/3/1998        |
| <b>627</b> | <b>393-234</b> | <b>vs. Southeast Missouri</b> | <b>9/17/2011</b> |
| 616        | 245-371        | at Illinois                   | 10/18/1980       |
| 607        | 131-476        | vs. Iowa                      | 11/8/1980        |
| 605        | 168-437        | vs. Kent State                | 9/9/2000         |
| 599        | 231-368        | vs. Ball State                | 9/11/2004        |
| 596        | 395-201        | vs. Wisconsin                 | 11/4/1995        |
| 587        | 41-546         | vs. Central Michigan          | 12/26/2007       |
| 586        | 246-340        | vs. Michigan State            | 10/25/1980       |
| 583        | 297-286        | at Texas Christian            | 9/20/1969        |

## Total Defense

| Yards | Rush-Pass | Opponent           | Date       |
|-------|-----------|--------------------|------------|
| 70    | 47-23     | vs. Indiana        | 11/20/1948 |
| 84    | 23-61     | at Iowa            | 10/7/1972  |
| 85    | 65-20     | at Miami (Fla.)    | 10/12/1951 |
| 86    | 57-29     | vs. Ohio           | 9/17/1966  |
| 92    | 49-43     | vs. Nebraska       | 9/27/1958  |
| 93    | 57-36     | vs. Ohio           | 9/26/1964  |
| 97    | 43-54     | vs. Michigan       | 10/20/1962 |
| 99    | 58-41     | at Miami (Fla.)    | 10/14/1949 |
| 103   | 38-65     | vs. Michigan State | 10/18/1958 |
| 106   | 83-23     | at Illinois        | 10/29/1955 |

## First Downs

| No.       | Ru-Pa-Pe       | Opponent                      | Date             |
|-----------|----------------|-------------------------------|------------------|
| 38        | 13-23-2        | at Wisconsin                  | 11/2/1996        |
| 37        | 11-24-2        | vs. Indiana                   | 11/20/2004       |
| 35        | 10-22-3        | vs. Indiana                   | 11/22/2008       |
| 34        | 14-19-1        | vs. Michigan State            | 10/25/1980       |
| 34        | 10-21-3        | vs. Wisconsin                 | 11/6/1999        |
| 34        | 16-16-2        | vs. Ball State                | 9/11/2004        |
| 34        | 12-22-0        | vs. Eastern Illinois          | 9/8/2007         |
| 33        | 5-24-4         | vs. Minnesota                 | 10/3/1998        |
| 33        | 6-26-1         | at Wisconsin                  | 10/10/1998       |
| 33        | 10-18-5        | vs. Minnesota                 | 9/23/2000        |
| <b>33</b> | <b>18-15-0</b> | <b>vs. Southeast Missouri</b> | <b>9/17/2011</b> |

## First Down Defense

| No. | Ru-Pa-Pe | Opponent        | Date       |
|-----|----------|-----------------|------------|
| 4   | 4-0-0    | vs. Indiana     | 11/20/1948 |
| 4   | 4-0-0    | at Miami (Fla.) | 10/12/1951 |
| 4   | 1-3-0    | at Iowa         | 10/7/1972  |
| 5   | 5-0-0    | vs. Indiana     | 11/25/1950 |
| 5   | 3-2-0    | vs. Illinois    | 11/1/1958  |
| 5   | 3-0-2    | vs. Ohio        | 9/26/1964  |
| 6   | 2-3-1    | at Miami (Fla.) | 10/14/1949 |
| 6   | 5-1-0    | at Minnesota    | 10/5/1957  |
| 6   | 3-2-1    | at Northwestern | 11/15/1958 |
| 6   | 3-2-1    | vs. Oregon      | 9/29/1979  |

**Little Caesars Pizza Bowl**  
**Team Season Records**

**Rushing**

|                            |       |      |
|----------------------------|-------|------|
| Most Attempts.....         | 656   | 1972 |
| Fewest Attempts.....       | 301   | 1986 |
| Most Yards.....            | 2,756 | 1972 |
| Fewest Yards.....          | 612   | 1990 |
| Highest Average .....      | 5.2   | 1997 |
| Lowest Average .....       | 1.9   | 1989 |
| Most Touchdowns .....      | 36    | 1994 |
| Fewest Touchdowns .....    | 3     | 1989 |
| Most Yards per Game.....   | 250.5 | 1972 |
| Fewest Yards per Game..... | 55.6  | 1990 |

**Passing**

|                                    |                  |      |
|------------------------------------|------------------|------|
| Most Attempts.....                 | 594              | 1998 |
| Fewest Attempts.....               | 102              | 1958 |
| Most Completions.....              | 377              | 1998 |
| Fewest Completions .....           | 36               | 1958 |
| Highest Completion Percentage..... | 658 (265-403)... | 1980 |
| Lowest Completion Percentage ..... | 329 (47-143) ... | 1948 |
| Most Yards.....                    | 4,208            | 1998 |
| Fewest Yards.....                  | 551              | 1959 |
| Most Yards per Game.....           | 341.8            | 1985 |
| Fewest Yards per Game.....         | 61.2             | 1959 |
| Most Touchdowns .....              | 43               | 1998 |
| Fewest Touchdowns .....            | 0                | 1976 |
| Most Interceptions .....           | 30               | 1977 |
| Fewest Interceptions .....         | 5                | 1959 |
|                                    |                  | 1961 |

**Total Offense**

|                                   |       |      |
|-----------------------------------|-------|------|
| Most Plays .....                  | 1,034 | 2002 |
| Fewest Plays .....                | 522   | 1953 |
| Most Yards.....                   | 5,879 | 2002 |
| Fewest Yards.....                 | 2,067 | 1953 |
| Average Yards per Play .....      | 6.4   | 1997 |
| Lowest Average Yards per Play.... | 3.8   | 1959 |
| Average Yards per Game .....      | 462.0 | 1999 |
| Fewest Average Yards per Game ... | 229.7 | 1953 |

**Scoring**

|  |                  |              |
|--|------------------|--------------|
| Most Points .....                      | 446              | 2007         |
| Fewest Points .....                    | 5                | 1906         |
| Most Points per Game .....             | 35.4             | 1969         |
| Fewest Points per Game .....           | 1.0              | 1906         |
| Most Touchdowns .....                  | 57               | 1998         |
| Fewest Touchdowns (since 1912) 1 ..... |                  | 1921         |
| PAT Attempts .....                     | 56               | 2007         |
| PAT Conversions .....                  | 56               | 2007         |
| PAT Percentage .....                   | 1.000            | 1986 (12-12) |
|  |                  | 1987 (20-20) |
|  |                  | 1988 (13-13) |
|  |                  | 2007 (56-56) |
|  |                  | 2010 (27-27) |
| Two-Point Attempts.....                | 8                | 1958         |
|  |                  | 1999         |
| Two-Point Conversions.....             | 5                | 1958         |
| Field Goal Attempts.....               | 31               | 1999         |
| Field Goals Made.....                  | 25               | 2003         |
| Field Goal Percentage.....             | .833 (25-30) ... | 2003         |

**First Downs**

|                         |     |      |
|-------------------------|-----|------|
| Most .....              | 315 | 1998 |
| Fewest .....            | 102 | 1953 |
| Most by Rushing.....    | 152 | 1968 |
| Fewest by Rushing.....  | 50  | 1986 |
| Most by Passing.....    | 206 | 1998 |
| Fewest by Passing.....  | 25  | 1959 |
| Most by Penalty .....   | 26  | 2001 |
| Fewest by Penalty ..... | 3   | 1953 |
|                         |     | 1956 |
|                         |     | 1957 |

**Tackles For Loss**

|                              |     |      |
|------------------------------|-----|------|
| Tackles for Loss.....        | 115 | 1999 |
| Tackles for Loss Yards ..... | 465 | 1978 |

**Sacks**

|              |     |      |
|--------------|-----|------|
| Most .....   | 41  | 2003 |
| Fewest ..... | 12  | 1990 |
| Yards.....   | 280 | 1989 |

**Pass Breakups**

|            |     |      |
|------------|-----|------|
| Most ..... | 107 | 1969 |
|------------|-----|------|

**Interceptions**

|                              |     |      |
|------------------------------|-----|------|
| Most .....                   | 27  | 1969 |
| Fewest .....                 | 5   | 1949 |
|                              |     | 1963 |
| Most Yards.....              | 353 | 1957 |
| Fewest Yards.....            | 2   | 1990 |
| Returns for Touchdowns ..... | 2   | 1957 |
|                              |     | 1964 |
|                              |     | 1965 |
|                              |     | 1991 |
|                              |     | 1995 |
|                              |     | 1997 |
|                              |     | 1998 |
|                              |     | 1999 |
|                              |     | 2010 |

**Fumbles (Offense)**

|                  |    |      |
|------------------|----|------|
| Most .....       | 43 | 1973 |
| Fewest .....     | 12 | 2008 |
| Most Lost.....   | 30 | 1952 |
| Fewest Lost..... | 4  | 1997 |

**Fumbles (Defense)**

|                        |    |      |
|------------------------|----|------|
| Most Forced .....      | 25 | 1972 |
| Fewest Forced .....    | 5  | 1970 |
| Most Recovered .....   | 23 | 1959 |
| Fewest Recovered ..... | 3  | 1983 |

**Punt Returns**

|                       |      |      |
|-----------------------|------|------|
| Most .....            | 48   | 2003 |
| Fewest .....          | 11   | 2008 |
| Most Yards.....       | 499  | 2003 |
| Fewest Yards.....     | 61   | 1979 |
| Highest Average ..... | 15.5 | 1972 |
| Lowest Average .....  | 3.3  | 1981 |
| For Touchdowns .....  | 2    | 1957 |
|                       |      | 1989 |
|                       |      | 1999 |

**Kickoff Returns**

|                              |             |             |
|------------------------------|-------------|-------------|
| Most .....                   | 60          | 2007        |
| Fewest .....                 | 16          | 1958        |
| Most Yards.....              | 1,434       | 2007        |
| Fewest Yards.....            | 320         | 1961        |
| <b>Highest Average .....</b> | <b>27.5</b> | <b>2011</b> |
| Lowest Average .....         | 16.0        | 1956        |
| For Touchdowns .....         | 3           | 1970        |
|                              |             | 2007        |

**Punting**

|                       |       |      |
|-----------------------|-------|------|
| Most .....            | 83    | 2001 |
| Fewest .....          | 33    | 1955 |
| Most Yards.....       | 3,514 | 2001 |
| Fewest Yards.....     | 1,167 | 1956 |
| Highest Average ..... | 43.9  | 1989 |
| Lowest Average .....  | 29.2  | 1956 |
| Had Blocked.....      | 4     | 1990 |

**Blocked Kicks**

|   |    |      |
|---|----|------|
| Total Blocked Kicks .....                 | 10 | 1989 |
| Blocked Extra Points and Field Goals .... | 6  | 1998 |
| Blocked Punts .....                       | 7  | 1989 |

**Penalties**

|                   |     |      |
|-------------------|-----|------|
| Most .....        | 104 | 1998 |
| Fewest .....      | 33  | 1960 |
| Most Yards.....   | 789 | 1998 |
| Fewest Yards..... | 241 | 1960 |

# Little Caesars Pizza Bowl Team Season Bests

## Rushing Attempts

|    |     |      |          |
|----|-----|------|----------|
| 1  | 656 | 1972 | 11 games |
| 2  | 622 | 1978 | 12 games |
| 3  | 598 | 1979 | 12 games |
| 4  | 590 | 1973 | 11 games |
| 5  | 583 | 1976 | 11 games |
| 6  | 582 | 2002 | 13 games |
| 7  | 568 | 1974 | 11 games |
| 8  | 565 | 1968 | 10 games |
| 9  | 552 | 2003 | 13 games |
| 10 | 550 | 1958 | 9 games  |

## Rushing Yards

|    |       |      |          |
|----|-------|------|----------|
| 1  | 2,756 | 1972 | 11 games |
| 2  | 2,583 | 1994 | 11 games |
| 3  | 2,567 | 1995 | 11 games |
| 4  | 2,555 | 2002 | 13 games |
| 5  | 2,509 | 1976 | 11 games |
| 6  | 2,432 | 1974 | 11 games |
| 7  | 2,394 | 1968 | 10 games |
| 8  | 2,278 | 1973 | 11 games |
| 9  | 2,246 | 1967 | 10 games |
| 10 | 2,113 | 1983 | 11 games |

## Rushing Average

|    |            |             |                 |
|----|------------|-------------|-----------------|
| 1  | 5.2        | 1997        | 12 games        |
| 2  | 5.0        | 1994        | 11 games        |
| 3  | 4.9        | 1995        | 11 games        |
| 4  | 4.9        | 2005        | 11 games        |
| 5  | 4.8        | 1947        | 9 games         |
| 6  | 4.4        | 1967        | 10 games        |
| 7  | 4.4        | 2002        | 13 games        |
| 8  | 4.4        | 2010        | 12 games        |
| 9  | <b>4.4</b> | <b>2011</b> | <b>12 games</b> |
| 10 | 4.3        | 1974        | 11 games        |
| 11 | 4.3        | 1976        | 11 games        |
| 12 | 4.3        | 1983        | 11 games        |
| 13 | 4.3        | 2006        | 14 games        |

## Rushing Touchdowns

|    |    |      |          |
|----|----|------|----------|
| 1  | 36 | 1994 | 11 games |
| 2  | 34 | 1968 | 10 games |
| 3  | 31 | 2005 | 11 games |
| 4  | 26 | 1967 | 10 games |
| 5  | 26 | 2002 | 13 games |
| 6  | 25 | 1976 | 11 games |
| 7  | 25 | 1995 | 11 games |
| 8  | 24 | 1966 | 11 games |
| 9  | 24 | 1969 | 10 games |
| 10 | 24 | 1997 | 12 games |

## Rushing Yards Per Game

|    |       |      |          |
|----|-------|------|----------|
| 1  | 250.5 | 1972 | 11 games |
| 2  | 239.4 | 1968 | 10 games |
| 3  | 234.8 | 1994 | 11 games |
| 4  | 233.4 | 1995 | 11 games |
| 5  | 232.7 | 1958 | 9 games  |
| 6  | 228.1 | 1976 | 11 games |
| 7  | 225.9 | 1947 | 9 games  |
| 8  | 221.1 | 1974 | 11 games |
| 9  | 211.4 | 1949 | 9 games  |
| 10 | 207.1 | 1973 | 11 games |

## Passing Attempts

|    |     |      |          |
|----|-----|------|----------|
| 1  | 594 | 1998 | 13 games |
| 2  | 594 | 2007 | 13 games |
| 3  | 568 | 1999 | 12 games |
| 4  | 541 | 2006 | 14 games |
| 5  | 528 | 2000 | 12 games |
| 6  | 502 | 2008 | 12 games |
| 7  | 486 | 2004 | 12 games |
| 8  | 477 | 2001 | 12 games |
| 9  | 471 | 1985 | 11 games |
| 10 | 471 | 1990 | 11 games |

## Completions

|    |     |      |          |
|----|-----|------|----------|
| 1  | 377 | 1998 | 13 games |
| 2  | 369 | 2007 | 13 games |
| 3  | 342 | 1999 | 12 games |
| 4  | 322 | 2006 | 14 games |
| 5  | 315 | 2000 | 12 games |
| 6  | 297 | 2004 | 12 games |
| 7  | 295 | 2008 | 12 games |
| 8  | 292 | 1985 | 11 games |
| 9  | 272 | 2009 | 12 games |
| 10 | 271 | 2002 | 13 games |

## Completion Percentage

|    |      |      |           |
|----|------|------|-----------|
| 1  | .658 | 1980 | (265-403) |
| 2  | .635 | 1998 | (377-594) |
| 3  | .621 | 2007 | (369-594) |
| 4  | .620 | 1985 | (292-471) |
| 5  | .611 | 2004 | (297-486) |
| 6  | .606 | 2003 | (254-419) |
| 7  | .606 | 2009 | (272-449) |
| 8  | .604 | 1966 | (154-255) |
| 9  | .602 | 1999 | (342-568) |
| 10 | .600 | 2002 | (271-452) |

## Passing Yards

|    |       |      |          |
|----|-------|------|----------|
| 1  | 4,208 | 1998 | 13 games |
| 2  | 4,082 | 2006 | 14 games |
| 3  | 3,986 | 1999 | 12 games |
| 4  | 3,943 | 2007 | 13 games |
| 5  | 3,854 | 2004 | 12 games |
| 6  | 3,760 | 1985 | 11 games |
| 7  | 3,713 | 2000 | 12 games |
| 8  | 3,505 | 1980 | 12 games |
| 9  | 3,422 | 1997 | 12 games |
| 10 | 3,324 | 2002 | 13 games |

## Passing Yards Per Game

|    |       |      |          |
|----|-------|------|----------|
| 1  | 341.8 | 1985 | 11 games |
| 2  | 332.2 | 1999 | 12 games |
| 3  | 323.7 | 1998 | 13 games |
| 4  | 321.2 | 2004 | 12 games |
| 5  | 309.4 | 2000 | 12 games |
| 6  | 307.2 | 2007 | 13 games |
| 7  | 292.1 | 1980 | 12 games |
| 8  | 291.6 | 2006 | 14 games |
| 9  | 285.2 | 1997 | 12 games |
| 10 | 272.7 | 1984 | 12 games |

## Passing Touchdowns

|    |    |      |          |
|----|----|------|----------|
| 1  | 43 | 1998 | 13 games |
| 2  | 38 | 2004 | 12 games |
| 3  | 30 | 2007 | 13 games |
| 4  | 28 | 2000 | 12 games |
| 5  | 27 | 1999 | 12 games |
| 6  | 24 | 1980 | 12 games |
| 7  | 24 | 2006 | 14 games |
| 8  | 23 | 1969 | 10 games |
| 9  | 23 | 1985 | 11 games |
| 10 | 23 | 2009 | 12 games |

## Interceptions

|    |    |      |          |
|----|----|------|----------|
| 1  | 30 | 1977 | 11 games |
| 2  | 24 | 1950 | 9 games  |
| 3  | 24 | 1987 | 11 games |
| 4  | 24 | 1990 | 11 games |
| 5  | 23 | 1986 | 11 games |
| 6  | 22 | 1988 | 11 games |
| 7  | 21 | 1948 | 9 games  |
| 8  | 21 | 1979 | 12 games |
| 9  | 21 | 1983 | 11 games |
| 10 | 20 | 1969 | 10 games |
| 11 | 20 | 1998 | 13 games |
| 12 | 20 | 2006 | 14 games |

## Interceptions (Fewest)

|    |    |      |          |
|----|----|------|----------|
| 1  | 5  | 1959 | 9 games  |
| 2  | 5  | 1961 | 9 games  |
| 3  | 7  | 2003 | 13 games |
| 4  | 8  | 2004 | 12 games |
| 5  | 9  | 1947 | 9 games  |
| 6  | 9  | 1962 | 9 games  |
| 7  | 9  | 1963 | 9 games  |
| 8  | 10 | 1952 | 9 games  |
| 9  | 10 | 1967 | 10 games |
| 10 | 10 | 1994 | 11 games |
| 11 | 10 | 2008 | 12 games |

## Fumbles

|    |    |      |          |
|----|----|------|----------|
| 1  | 43 | 1973 | 11 games |
| 2  | 42 | 1957 | 9 games  |
| 3  | 40 | 1952 | 9 games  |
| 4  | 34 | 1968 | 10 games |
| 5  | 34 | 1989 | 11 games |
| 6  | 33 | 1956 | 9 games  |
| 7  | 32 | 1959 | 9 games  |
| 8  | 32 | 1972 | 11 games |
| 9  | 32 | 1979 | 12 games |
| 10 | 31 | 1949 | 9 games  |
| 11 | 31 | 1953 | 9 games  |
| 12 | 31 | 1958 | 9 games  |

## Fumbles (Fewest)

|    |           |             |                 |
|----|-----------|-------------|-----------------|
| 1  | 12        | 2008        | 12 games        |
| 2  | 14        | 1997        | 12 games        |
| 3  | <b>14</b> | <b>2011</b> | <b>12 games</b> |
| 4  | 15        | 1984        | 12 games        |
| 5  | 15        | 1996        | 11 games        |
| 6  | 16        | 1965        | 10 games        |
| 7  | 16        | 1992        | 11 games        |
| 8  | 16        | 2000        | 12 games        |
| 9  | 17        | 1974        | 11 games        |
| 10 | 18        | 1981        | 11 games        |
| 11 | 18        | 1986        | 11 games        |
| 12 | 18        | 2005        | 11 games        |
| 13 | 18        | 2010        | 12 games        |

## Fumbles Lost

|    |    |      |          |
|----|----|------|----------|
| 1  | 30 | 1952 | 9 games  |
| 2  | 27 | 1973 | 11 games |
| 3  | 21 | 1949 | 9 games  |
| 4  | 20 | 1956 | 9 games  |
| 5  | 20 | 1972 | 11 games |
| 6  | 19 | 2002 | 13 games |
| 7  | 18 | 1971 | 10 games |
| 8  | 18 | 1979 | 12 games |
| 9  | 17 | 1953 | 9 games  |
| 10 | 17 | 1955 | 9 games  |
| 11 | 17 | 1958 | 9 games  |
| 12 | 17 | 1989 | 11 games |
| 13 | 17 | 1993 | 11 games |

## Fumbles Lost (Fewest)

|    |          |             |                 |
|----|----------|-------------|-----------------|
| 1  | 4        | 1997        | 12 games        |
| 2  | <b>5</b> | <b>2011</b> | <b>12 games</b> |
| 3  | 7        | 1975        | 11 games        |
| 4  | 7        | 1984        | 12 games        |
| 5  | 7        | 1996        | 11 games        |
| 6  | 8        | 1981        | 11 games        |
| 7  | 8        | 1986        | 11 games        |
| 8  | 8        | 1992        | 11 games        |
| 9  | 8        | 2000        | 12 games        |
| 10 | 8        | 2005        | 11 games        |

## Total Plays

|    |       |      |          |
|----|-------|------|----------|
| 1  | 1,034 | 2002 | 13 games |
| 2  | 1,007 | 2007 | 13 games |
| 3  | 989   | 1998 | 13 games |
| 4  | 971   | 2000 | 12 games |
| 5  | 971   | 2003 | 13 games |
| 6  | 963   | 1979 | 12 games |
| 7  | 948   | 1999 | 12 games |
| 8  | 941   | 2006 | 14 games |
| 9  | 931   | 1978 | 12 games |
| 10 | 914   | 1980 | 12 games |

# Little Caesars Pizza Bowl Team Season Bests

## Total Yards

|    |       |      |          |
|----|-------|------|----------|
| 1  | 5,879 | 2002 | 13 games |
| 2  | 5,820 | 2006 | 14 games |
| 3  | 5,719 | 1998 | 13 games |
| 4  | 5,667 | 2007 | 13 games |
| 5  | 5,544 | 1999 | 12 games |
| 6  | 5,534 | 2000 | 12 games |
| 7  | 5,510 | 1997 | 12 games |
| 8  | 5,358 | 2004 | 12 games |
| 9  | 5,269 | 1980 | 12 games |
| 10 | 4,848 | 2003 | 13 games |

## Total Yards Per Game

|    |       |      |          |
|----|-------|------|----------|
| 1  | 462.0 | 1999 | 12 games |
| 2  | 461.2 | 2000 | 12 games |
| 3  | 459.2 | 1997 | 12 games |
| 4  | 452.2 | 2002 | 13 games |
| 5  | 446.5 | 2004 | 12 games |
| 6  | 439.9 | 1998 | 13 games |
| 7  | 439.1 | 1980 | 12 games |
| 8  | 436.5 | 1985 | 11 games |
| 9  | 435.9 | 2007 | 13 games |
| 10 | 432.5 | 1969 | 10 games |

## Points

|    |     |      |          |
|----|-----|------|----------|
| 1  | 446 | 2007 | 13 games |
| 2  | 444 | 1998 | 13 games |
| 3  | 396 | 1997 | 12 games |
| 4  | 386 | 2002 | 13 games |
| 5  | 384 | 1999 | 12 games |
| 6  | 381 | 2000 | 12 games |
|    | 381 | 2004 | 12 games |
| 8  | 364 | 2006 | 14 games |
| 9  | 354 | 1969 | 10 games |
| 10 | 349 | 2003 | 13 games |

## Points Per Game

|    |      |      |          |
|----|------|------|----------|
| 1  | 35.4 | 1969 | 10 games |
| 2  | 34.3 | 2007 | 13 games |
| 3  | 34.2 | 1998 | 13 games |
| 4  | 33.0 | 1997 | 12 games |
| 5  | 32.0 | 1999 | 12 games |
| 6  | 31.8 | 2000 | 12 games |
|    | 31.8 | 2004 | 12 games |
| 8  | 30.5 | 1994 | 11 games |
| 9  | 30.0 | 2005 | 11 games |
| 10 | 29.7 | 2002 | 13 games |

## Touchdowns

|    |    |      |          |
|----|----|------|----------|
| 1  | 57 | 1998 | 13 games |
| 2  | 56 | 2007 | 13 games |
| 3  | 52 | 1997 | 12 games |
| 4  | 51 | 2002 | 13 games |
| 5  | 50 | 2000 | 12 games |
|    | 50 | 2004 | 12 games |
| 7  | 49 | 1969 | 10 games |
| 8  | 48 | 2006 | 14 games |
| 9  | 47 | 1999 | 12 games |
| 10 | 45 | 1994 | 11 games |

## PAT Attempts

|    |    |      |          |
|----|----|------|----------|
| 1  | 56 | 2007 | 13 games |
| 2  | 50 | 1998 | 13 games |
|    | 50 | 2004 | 12 games |
| 4  | 49 | 2002 | 13 games |
| 5  | 48 | 2006 | 14 games |
| 6  | 47 | 1997 | 12 games |
|    | 47 | 2000 | 12 games |
| 8  | 45 | 1969 | 10 games |
| 9  | 42 | 2005 | 11 games |
| 10 | 41 | 1994 | 11 games |
|    | 41 | 2009 | 12 games |

## PAT Conversions

|   |    |      |          |
|---|----|------|----------|
| 1 | 56 | 2007 | 13 games |
| 2 | 49 | 2004 | 12 games |
| 3 | 48 | 1998 | 13 games |
|   | 48 | 2002 | 13 games |
| 5 | 47 | 2006 | 14 games |
| 6 | 45 | 1997 | 12 games |
|   | 45 | 2000 | 12 games |
| 8 | 44 | 1969 | 10 games |
| 9 | 40 | 1994 | 11 games |
|   | 40 | 2005 | 11 games |
|   | 40 | 2009 | 12 games |

## PAT Percentage

|    |       |      |         |
|----|-------|------|---------|
| 1  | 1.000 | 1986 | (12-12) |
|    | 1.000 | 1987 | (20-20) |
|    | 1.000 | 1988 | (13-13) |
|    | 1.000 | 2007 | (56-56) |
|    | 1.000 | 2010 | (27-27) |
| 6  | .980  | 2002 | (48-49) |
|    | .980  | 2004 | (49-50) |
| 8  | .979  | 2006 | (47-48) |
| 9  | .978  | 1969 | (44-45) |
| 10 | .976  | 1994 | (40-41) |
|    | .976  | 2009 | (40-41) |

## Two-Point Attempts

|    |   |      |                     |
|----|---|------|---------------------|
| 1  | 8 | 1958 | 9 games             |
|    | 8 | 1999 | 12 games            |
| 3  | 7 | 1998 | 13 games            |
| 4  | 6 | 1960 | 9 games             |
|    | 6 | 1968 | 10 games            |
|    | 6 | 1986 | 11 games            |
| 7  | 5 | 1967 | 10 games            |
|    | 5 | 1990 | 11 games            |
|    | 5 | 1997 | 12 games            |
| 10 | 4 |      | 12 times, last 1995 |

## Two-Point Conversions

|   |   |      |                    |
|---|---|------|--------------------|
| 1 | 5 | 1958 | 9 games            |
| 2 | 4 | 1990 | 11 games           |
| 3 | 3 | 1974 | 11 games           |
|   | 3 | 1994 | 11 games           |
|   | 3 | 1995 | 11 games           |
|   | 3 | 1997 | 12 games           |
|   | 3 | 1998 | 13 games           |
|   | 3 | 1999 | 12 games           |
| 9 | 2 |      | 5 times, last 1986 |

## Field Goal Attempts

|           |             |                 |          |
|-----------|-------------|-----------------|----------|
| 1         | 31          | 1999            | 12 games |
| 2         | 30          | 2003            | 13 games |
| 3         | 27          | 2001            | 12 games |
| 4         | 24          | 1984            | 12 games |
| 5         | 23          | 1978            | 12 games |
|           | 23          | 1980            | 12 games |
|           | 23          | 1987            | 11 games |
| 8         | 22          | 1998            | 13 games |
|           | 22          | 2007            | 13 games |
| 10        | 21          | 2006            | 14 games |
|           | 21          | 2008            | 12 games |
|           | 21          | 2009            | 12 games |
| <b>21</b> | <b>2011</b> | <b>12 games</b> |          |

## Field Goals Made

|   |           |             |                 |
|---|-----------|-------------|-----------------|
| 1 | 25        | 2003        | 13 games        |
| 2 | 22        | 2001        | 12 games        |
| 3 | 18        | 1999        | 12 games        |
|   | 18        | 2007        | 13 games        |
| 5 | 16        | 1980        | 12 games        |
|   | 16        | 1998        | 13 games        |
|   | <b>16</b> | <b>2011</b> | <b>12 games</b> |
| 8 | 15        | 1978        | 12 games        |
|   | 15        | 1992        | 11 games        |
|   | 15        | 2010        | 12 games        |

## Field Goal Percentage

|          |             |             |                |
|----------|-------------|-------------|----------------|
| 1        | .833        | 2003        | (25-30)        |
| 2        | .818        | 2007        | (18-22)        |
| 3        | .815        | 2001        | (22-27)        |
| 4        | .789        | 1992        | (15-19)        |
|          | .789        | 2010        | (15-19)        |
| 6        | .769        | 1995        | (10-13)        |
| <b>7</b> | <b>.762</b> | <b>2011</b> | <b>(16-21)</b> |
| 8        | .750        | 1986        | (12-16)        |
| 9        | .727        | 1998        | (16-22)        |
| 10       | .706        | 2000        | (12-17)        |

## First Downs

|    |     |      |          |
|----|-----|------|----------|
| 1  | 315 | 1998 | 13 games |
| 2  | 314 | 2007 | 13 games |
| 3  | 305 | 1999 | 12 games |
|    | 305 | 2006 | 14 games |
| 5  | 303 | 2000 | 12 games |
| 6  | 302 | 2002 | 13 games |
| 7  | 280 | 2004 | 12 games |
| 8  | 275 | 1980 | 12 games |
| 9  | 271 | 1984 | 12 games |
| 10 | 269 | 1979 | 12 games |

## First Downs By Rushing

|    |     |      |          |
|----|-----|------|----------|
| 1  | 152 | 1968 | 10 games |
| 2  | 149 | 1967 | 10 games |
| 3  | 147 | 1972 | 11 games |
| 4  | 139 | 1976 | 11 games |
| 5  | 137 | 1995 | 11 games |
|    | 137 | 2002 | 13 games |
| 7  | 133 | 1994 | 11 games |
| 8  | 132 | 1979 | 12 games |
| 9  | 129 | 1974 | 11 games |
| 10 | 126 | 1958 | 9 games  |

## First Downs By Passing

|    |     |      |          |
|----|-----|------|----------|
| 1  | 206 | 1998 | 13 games |
| 2  | 202 | 1999 | 12 games |
| 3  | 195 | 2006 | 14 games |
| 4  | 190 | 2007 | 13 games |
| 5  | 182 | 2000 | 12 games |
| 6  | 170 | 1984 | 12 games |
|    | 170 | 2004 | 12 games |
| 8  | 164 | 1980 | 12 games |
|    | 164 | 1985 | 11 games |
| 10 | 151 | 2002 | 13 games |

## First Downs By Penalty

|   |    |      |          |
|---|----|------|----------|
| 1 | 26 | 2001 | 12 games |
| 2 | 25 | 2007 | 13 games |
| 3 | 23 | 1999 | 12 games |
|   | 23 | 2008 | 12 games |
| 5 | 21 | 2004 | 12 games |
| 6 | 20 | 2000 | 12 games |
| 7 | 19 | 1978 | 12 games |
|   | 19 | 1982 | 11 games |
|   | 19 | 1998 | 13 games |
|   | 19 | 2006 | 14 games |

## Tackles For Loss

|    |     |      |          |
|----|-----|------|----------|
| 1  | 115 | 1999 | 12 games |
| 2  | 105 | 2003 | 13 games |
| 3  | 101 | 1979 | 12 games |
| 4  | 99  | 2000 | 12 games |
| 5  | 98  | 2001 | 12 games |
| 6  | 97  | 1997 | 12 games |
| 7  | 95  | 1970 | 10 games |
| 8  | 91  | 1989 | 11 games |
|    | 91  | 2010 | 12 games |
| 10 | 88  | 2007 | 13 games |

## Sacks

|    |    |      |          |
|----|----|------|----------|
| 1  | 41 | 2003 | 13 games |
| 2  | 37 | 1997 | 12 games |
| 3  | 35 | 2004 | 12 games |
| 4  | 34 | 1996 | 11 games |
| 5  | 33 | 2000 | 12 games |
|    | 33 | 2010 | 12 games |
| 7  | 32 | 1985 | 11 games |
|    | 32 | 2002 | 13 games |
|    | 32 | 2009 | 12 games |
| 10 | 31 | 1987 | 11 games |
|    | 31 | 1998 | 13 games |
|    | 31 | 1999 | 12 games |

## Pass Breakups

|    |     |      |          |
|----|-----|------|----------|
| 1  | 107 | 1969 | 10 games |
| 2  | 90  | 1971 | 10 games |
| 3  | 66  | 1996 | 11 games |
|    | 66  | 1998 | 13 games |
| 5  | 65  | 1980 | 12 games |
| 6  | 64  | 1970 | 10 games |
| 7  | 61  | 2004 | 12 games |
| 8  | 59  | 1979 | 12 games |
| 9  | 58  | 2007 | 13 games |
| 10 | 57  | 2002 | 13 games |

# Little Caesars Pizza Bowl Team Season Bests

## Interceptions

|   |    |      |          |
|---|----|------|----------|
| 1 | 27 | 1969 | 10 games |
| 2 | 23 | 1997 | 12 games |
| 3 | 21 | 1967 | 10 games |
|   | 21 | 2001 | 12 games |
| 5 | 20 | 1952 | 9 games  |
|   | 20 | 1991 | 11 games |
| 7 | 19 | 1972 | 11 games |
| 8 | 18 | 1979 | 12 games |
| 9 | 17 | 1977 | 11 games |
|   | 17 | 1984 | 12 games |

## Interception Yardage

|    |     |      |          |
|----|-----|------|----------|
| 1  | 353 | 1957 | 9 games  |
| 2  | 323 | 2001 | 12 games |
| 3  | 288 | 1997 | 12 games |
|    | 288 | 1998 | 13 games |
| 5  | 259 | 1952 | 9 games  |
| 6  | 254 | 1999 | 12 games |
| 7  | 244 | 1969 | 10 games |
| 8  | 235 | 1977 | 11 games |
| 9  | 231 | 1980 | 12 games |
| 10 | 223 | 1970 | 10 games |

## Fumbles Forced

|   |    |      |          |
|---|----|------|----------|
| 1 | 25 | 1972 | 11 games |
| 2 | 23 | 2006 | 14 games |
| 3 | 22 | 2001 | 12 games |
| 4 | 19 | 1975 | 11 games |
| 5 | 18 | 1971 | 10 games |
|   | 18 | 1978 | 12 games |
|   | 18 | 1979 | 12 games |
|   | 18 | 1998 | 13 games |
| 9 | 17 | 1987 | 11 games |
|   | 17 | 2010 | 12 games |

## Fumbles Recovered

|   |    |      |          |
|---|----|------|----------|
| 1 | 23 | 1959 | 9 games  |
| 2 | 21 | 1953 | 9 games  |
| 3 | 20 | 1987 | 11 games |
| 4 | 19 | 1998 | 13 games |
|   | 19 | 2001 | 12 games |
| 6 | 18 | 1951 | 9 games  |
|   | 18 | 1958 | 9 games  |
|   | 18 | 1978 | 12 games |
| 9 | 17 | 1956 | 9 games  |
|   | 17 | 1957 | 9 games  |
|   | 17 | 1962 | 9 games  |
|   | 17 | 1968 | 10 games |
|   | 17 | 1972 | 11 games |
|   | 17 | 1979 | 12 games |
|   | 17 | 2006 | 14 games |

## Punt Returns

|    |    |      |          |
|----|----|------|----------|
| 1  | 48 | 2003 | 13 games |
| 2  | 40 | 2001 | 12 games |
| 3  | 35 | 1988 | 11 games |
| 4  | 34 | 1967 | 10 games |
| 5  | 33 | 1957 | 9 games  |
|    | 33 | 1990 | 11 games |
| 7  | 32 | 1969 | 10 games |
|    | 32 | 2002 | 13 games |
|    | 32 | 2004 | 12 games |
| 10 | 31 | 1951 | 9 games  |
|    | 31 | 1961 | 9 games  |
|    | 31 | 1989 | 11 games |

## Punt Return Yards

|    |     |      |          |
|----|-----|------|----------|
| 1  | 499 | 2003 | 13 games |
| 2  | 375 | 1951 | 9 games  |
| 3  | 349 | 1957 | 9 games  |
| 4  | 348 | 2001 | 12 games |
| 5  | 347 | 1989 | 11 games |
| 6  | 340 | 1972 | 11 games |
| 7  | 320 | 1948 | 9 games  |
| 8  | 314 | 1999 | 12 games |
| 9  | 311 | 1950 | 9 games  |
| 10 | 300 | 1988 | 11 games |
|    | 300 | 1990 | 11 games |

## Punt Return Average

|    |      |      |          |
|----|------|------|----------|
| 1  | 15.5 | 1972 | (22-340) |
| 2  | 14.3 | 1999 | (22-314) |
| 3  | 13.3 | 1948 | (24-320) |
| 4  | 12.1 | 1951 | (31-375) |
| 5  | 12.0 | 1960 | (15-180) |
| 6  | 11.9 | 1963 | (18-214) |
| 7  | 11.2 | 1989 | (31-347) |
| 8  | 11.1 | 1950 | (28-311) |
| 9  | 10.6 | 1957 | (33-349) |
| 10 | 10.4 | 1992 | (28-290) |
|    | 10.4 | 2003 | (48-499) |

## Kickoff Returns

|    |    |      |          |
|----|----|------|----------|
| 1  | 60 | 2007 | 13 games |
| 2  | 58 | 2009 | 12 games |
| 3  | 56 | 1988 | 11 games |
|    | 56 | 1990 | 11 games |
| 5  | 55 | 2010 | 12 games |
| 6  | 52 | 2006 | 14 games |
| 7  | 51 | 1986 | 11 games |
|    | 51 | 1992 | 11 games |
| 9  | 50 | 1994 | 11 games |
| 10 | 49 | 1987 | 11 games |
|    | 49 | 1989 | 11 games |

## Kickoff Return Yards

|    |              |             |                 |
|----|--------------|-------------|-----------------|
| 1  | 1,434        | 2007        | 13 games        |
| 2  | 1,201        | 2009        | 12 games        |
| 3  | <b>1,126</b> | <b>2011</b> | <b>12 games</b> |
| 4  | 1,112        | 2008        | 12 games        |
| 5  | 1,100        | 1990        | 11 games        |
| 6  | 1,087        | 2010        | 12 games        |
| 7  | 1,043        | 1988        | 11 games        |
| 8  | 1,040        | 1992        | 11 games        |
| 9  | 1,032        | 1986        | 11 games        |
| 10 | 974          | 2006        | 14 games        |

## Kickoff Return Average

|    |             |             |                   |
|----|-------------|-------------|-------------------|
| 1  | <b>27.5</b> | <b>2011</b> | <b>(41-1,126)</b> |
| 2  | 25.2        | 1962        | (18-453)          |
| 3  | 24.9        | 2004        | (31-772)          |
| 4  | 24.1        | 1969        | (39-941)          |
| 5  | 23.9        | 1970        | (39-931)          |
|    | 23.9        | 2007        | (60-1,434)        |
| 7  | 23.3        | 1972        | (23-537)          |
| 8  | 23.2        | 2008        | (48-1,112)        |
| 9  | 23.1        | 1998        | (33-761)          |
| 10 | 22.4        | 1958        | (16-359)          |

## Punts

|    |    |      |          |
|----|----|------|----------|
| 1  | 83 | 2001 | 12 games |
| 2  | 79 | 1988 | 11 games |
| 3  | 78 | 2003 | 13 games |
| 4  | 72 | 1970 | 10 games |
|    | 72 | 1978 | 12 games |
|    | 72 | 1996 | 11 games |
| 7  | 71 | 1992 | 11 games |
| 8  | 70 | 1989 | 11 games |
|    | 70 | 2010 | 12 games |
| 10 | 67 | 2007 | 13 games |

## Punting Yards

|    |              |             |                 |
|----|--------------|-------------|-----------------|
| 1  | 3,514        | 2001        | 12 games        |
| 2  | 3,303        | 2003        | 13 games        |
| 3  | 3,212        | 1988        | 11 games        |
| 4  | 3,075        | 1989        | 11 games        |
| 5  | 2,834        | 2010        | 12 games        |
| 6  | 2,780        | 1996        | 11 games        |
| 7  | 2,724        | 2007        | 13 games        |
| 8  | 2,660        | 1978        | 12 games        |
| 9  | <b>2,620</b> | <b>2011</b> | <b>12 games</b> |
| 10 | 2,597        | 1970        | 10 games        |

## Punting Average

|    |      |      |            |
|----|------|------|------------|
| 1  | 43.9 | 1989 | (70-3,075) |
| 2  | 42.8 | 1991 | (60-2,566) |
| 3  | 42.3 | 2001 | (83-3,514) |
|    | 42.3 | 2003 | (78-3,303) |
| 5  | 41.1 | 1999 | (47-1,932) |
| 6  | 40.9 | 2006 | (57-2,329) |
| 7  | 40.7 | 1988 | (79-3,212) |
|    | 40.7 | 2007 | (67-2,724) |
| 9  | 40.5 | 2010 | (70-2,834) |
| 10 | 40.4 | 1993 | (49-1,980) |

## Penalties

|    |           |             |                 |
|----|-----------|-------------|-----------------|
| 1  | 104       | 1998        | 13 games        |
| 2  | 93        | 2001        | 12 games        |
| 3  | 90        | 1999        | 12 games        |
| 4  | <b>87</b> | <b>2011</b> | <b>12 games</b> |
| 5  | 85        | 2003        | 13 games        |
| 6  | 83        | 1987        | 11 games        |
|    | 83        | 1997        | 12 games        |
| 8  | 77        | 2007        | 13 games        |
|    | 77        | 2010        | 12 games        |
| 10 | 76        | 1990        | 11 games        |

## Penalties (Fewest)

|    |    |      |          |
|----|----|------|----------|
| 1  | 33 | 1960 | 9 games  |
| 2  | 35 | 1957 | 9 games  |
|    | 35 | 1962 | 9 games  |
|    | 35 | 1964 | 9 games  |
| 5  | 36 | 1973 | 11 games |
| 6  | 39 | 1974 | 11 games |
| 7  | 40 | 1959 | 9 games  |
|    | 40 | 1971 | 10 games |
|    | 40 | 1975 | 11 games |
| 10 | 41 | 1972 | 11 games |
|    | 41 | 1978 | 12 games |

## Penalty Yards

|    |            |             |                 |
|----|------------|-------------|-----------------|
| 1  | 789        | 1998        | 13 games        |
| 2  | 761        | 2001        | 12 games        |
| 3  | <b>728</b> | <b>2011</b> | <b>12 games</b> |
| 4  | 710        | 1969        | 10 games        |
| 5  | 708        | 1997        | 12 games        |
| 6  | 699        | 1999        | 12 games        |
| 7  | 697        | 2003        | 13 games        |
| 8  | 685        | 1987        | 11 games        |
| 9  | 684        | 2010        | 12 games        |
| 10 | 664        | 1977        | 11 games        |

## Penalty Yards (Fewest)

|    |     |      |          |
|----|-----|------|----------|
| 1  | 241 | 1960 | 9 games  |
| 2  | 280 | 1962 | 9 games  |
| 3  | 295 | 1957 | 9 games  |
| 4  | 307 | 1964 | 9 games  |
| 5  | 318 | 1963 | 9 games  |
| 6  | 335 | 1959 | 9 games  |
| 7  | 361 | 1973 | 11 games |
|    | 361 | 1982 | 11 games |
| 9  | 368 | 1995 | 11 games |
| 10 | 369 | 1972 | 11 games |

# Little Caesars Pizza Bowl

## Opponent Records

### Team Game

#### Rushing

|                      |       |       |                            |
|----------------------|-------|-------|----------------------------|
| Most Attempts.....   | 78    | ..... | Minnesota, 11/9/1974       |
|                      |       |       | Indiana, 11/19/1977        |
| Fewest Attempts..... | 17    | ..... | Wisconsin, 11/4/1995       |
|                      |       |       | Penn State, 10/9/2004      |
| Most Yards.....      | 573   | ..... | Michigan State, 10/30/1971 |
| Fewest Yards.....    | (-17) | ..... | Minnesota, 11/13/1965      |
| Touchdowns .....     | 7     | ..... | Michigan State, 10/27/1990 |
|                      |       |       | Notre Dame, 9/26/1992      |

#### Passing

|                             |              |       |  |
|-----------------------------|--------------|-------|--|
| Most Attempts.....          | 67           | ..... | Illinois, 10/12/1985                     |
| Fewest Attempts.....        | 3            | ..... | Texas, 9/29/1951                         |
|                             |              |       | Minnesota, 10/6/1956                     |
|                             |              |       | Ohio State, 11/9/1957                    |
|                             |              |       | Wisconsin, 10/11/1958                    |
|                             |              |       | Ohio State, 10/17/1959                   |
| Most Completions .....      | 40           | ..... | Illinois, 10/11/1986                     |
| Fewest Completions .....    | 0            | ..... | six times, last Northwestern, 11/17/1956 |
| Completion Percentage ..... | .875 (14-16) | ..... | Notre Dame, 9/28/1991                    |
| Most Yards.....             | 460          | ..... | Notre Dame, 10/2/2004                    |
| Fewest Yards .....          | (-1)         | ..... | Michigan State, 10/27/1973               |
| Touchdowns .....            | 6            | ..... | Minnesota, 10/9/1993                     |
| Interceptions .....         | 6            | ..... | Northwestern, 10/25/1969                 |

#### Total Offense

|                                |     |       |                            |
|--------------------------------|-----|-------|----------------------------|
| Most Plays .....               | 106 | ..... | Northwestern, 11/11/1989   |
| Fewest Plays .....             | 36  | ..... | Boston, 10/18/1947         |
| Most Yards .....               | 698 | ..... | Michigan State, 10/30/1971 |
| Fewest Yards.....              | 54  | ..... | Pittsburgh, 11/15/1947     |
| Lowest Avg. Yards per Play.... | 1.4 | ..... | Pittsburgh, 11/15/1947     |

#### Scoring

|                       |    |       |                                |
|-----------------------|----|-------|--------------------------------|
| Points.....           | 62 | ..... | Wisconsin, 11/5/2011           |
| Points (Half).....    | 42 | ..... | Notre Dame, 9/24/1988 (first)  |
|                       | 42 | ..... | Ohio State, 11/23/2010 (first) |
| Points (Quarter)..... | 29 | ..... | Ohio State, 10/8/1977 (first)  |

### Individual Game

#### Rushing

|                       |     |       |   |
|-----------------------|-----|-------|---|
| Most Attempts.....    | 53  | ..... | Lorenzo White, Michigan State, 10/26/1985 |
| Most Yards.....       | 350 | ..... | Eric Allen, Michigan State, 10/30/1971    |
| Most Touchdowns ..... | 4   | ..... | Eric Allen, Michigan State, 10/30/1971    |
|                       |     |       | Joel Payton, Ohio State, 10/8/1977        |
|                       |     |       | Greg Bell, Notre Dame, 9/10/1983          |
|                       |     |       | Tico Duckett, Michigan State, 10/27/1990  |
| Longest Rush .....    | 96  | ..... | Ed Vincent, Iowa, 11/6/1954               |

#### Passing

|                             |              |       |   |
|-----------------------------|--------------|-------|---|
| Most Attempts.....          | 66           | ..... | Jack Trudeau, Illinois, 10/12/1985          |
| Most Completions .....      | 39           | ..... | Jack Trudeau, Illinois, 10/12/1985          |
| Completion Percentage ..... | .857 (12-14) | ..... | Rick Mirer, Notre Dame, 9/28/1991           |
| Most Yards.....             | 463          | ..... | Brett Basanez, Northwestern, 10/15/2005     |
| Most Touchdowns .....       | 6            | ..... | Scott Eckers, Minnesota, 10/9/1993          |
| Most Interceptions .....    | 5            | ..... | Maurie Daigneau, Northwestern, 10/25/1969   |
|                             |              |       | Jim Plunkett, Stanford, 10/3/1970           |
|                             |              |       | Mike Carroll, Wisconsin, 10/9/1976          |
| Longest Pass .....          | 95           | ..... | Brad Banks to Dallas Clark, Iowa, 10/5/2002 |

#### Receiving

|                  |     |       |                                      |
|------------------|-----|-------|--------------------------------------|
| Receptions.....  | 16  | ..... | David Williams, Illinois, 10/12/1985 |
| Yards .....      | 276 | ..... | Jim Seymour, Notre Dame, 9/24/1966   |
| Touchdowns ..... | 5   | ..... | Omar Douglas, Minnesota, 10/9/1993   |

#### Total Offense

|                   |     |       |                                       |
|-------------------|-----|-------|---------------------------------------|
| Plays .....       | 75  | ..... | Terry Hanratty, Notre Dame, 9/30/1967 |
| Total Yards ..... | 493 | ..... | Cole Brennan, Hawaii, 11/25/2006      |

#### Scoring

|                          |    |       |   |
|--------------------------|----|-------|---|
| Points.....              | 30 | ..... | Omar Douglas, Minnesota, 10/9/1993          |
| Touchdowns .....         | 5  | ..... | Omar Douglas, Minnesota, 10/9/1993          |
| PAT Attempts .....       | 8  | ..... | Mike Chalberg, Minnesota, 10/9/1993         |
|                          |    |       | <b>Philip Welsh, Wisconsin 11/5/2011</b>    |
| PAT Conversions .....    | 8  | ..... | Mike Chalberg, Minnesota, 10/9/1993         |
|                          |    |       | <b>Philip Welsh, Wisconsin 11/5/2011</b>    |
| Field Goal Attempts..... | 6  | ..... | Dan Beaver, Illinois, 10/13/1973            |
|                          |    |       | Kyle Schlicher, Iowa, 11/6/2004             |
| Field Goals Made.....    | 5  | ..... | Dan Beaver, Illinois, 10/13/1973            |
| Longest Field Goal ..... | 59 | ..... | Ralf Mojsiejenko, Michigan State, 10/1/1983 |

#### Interceptions

|                      |     |       |   |
|----------------------|-----|-------|---|
| Most .....           | 3   | ..... | Phil Knell, Illinois, 10/29/1966        |
| Yards .....          | 105 | ..... | Coots Cunningham (1 interception)       |
|                      |     |       | Wisconsin, 11/16/1907                   |
| Longest Return ..... | 105 | ...   | Coots Cunningham, Wisconsin, 11/16/1907 |

#### Punt Returns

|               |     |       |                                       |
|---------------|-----|-------|---------------------------------------|
| Most .....    | 7   | ..... | Peter Marciano Iowa, 10/22/1988       |
|               |     |       | Marquise Walker, Michigan, 10/13/2001 |
| Yards .....   | 161 | ..... | Garcia Lane, Ohio State, 10/8/1983    |
| Longest ..... | 87  | ..... | Jairus Byrd, Oregon, 9/13/2008        |

#### Kickoff Returns

|               |     |       |  |
|---------------|-----|-------|--|
| Most .....    | 7   | ..... | Ed Donovan, Iowa, 11/2/1974            |
| Yards .....   | 188 | ..... | Steve Tasker, Northwestern, 10/16/1982 |
| Longest ..... | 100 | ..... | Jim Robinson, Pittsburgh, 11/13/1948   |
|               |     |       | George Rice, Iowa, 10/6/1951           |



# Little Caesars Pizza Bowl Individual Records

## Rushing Attempts

|        |     |   |
|--------|-----|---|
| Game   | 38  | Scott Dierking vs. Michigan, 11/6/1976<br>Montrell Lowe vs. Indiana, 11/18/2000 |
| Season | 250 | Joey Harris, 2002   |
| Career | 670 | Otis Armstrong, 1970-72   |

## Rushing Yards

|                     |       |   |
|---------------------|-------|---|
| Game                | 276   | Otis Armstrong vs. Indiana, 11/25/1972                                |
| Season              | 1,436 | Mike Alstott, 1995  |
| Career              | 3,635 | Mike Alstott, 1992-95   |
| Game by Two Players | 398   | Mike Alstott (204) and Edwin Watson (194)<br>vs. Wisconsin, 11/4/1995 |

## Rushing Touchdowns

|         |    |   |
|---------|----|---|
| Game    | 5  | Mike Northington at Iowa, 11/3/1973       |
| Season: | 16 | Tony Butkovich, 1943<br>Kory Sheets, 2008 |
| Career  | 48 | Kory Sheets, 2005-08                      |

## Rushing Average

|                       |      |  |
|-----------------------|------|--|
| Game (10 attempts)    | 17.9 | Mike Pruitt vs. Iowa, 11/2/1974 (10-179) |
| Season (100 attempts) | 6.6  | Leroy Keyes, 1967 (149-986)              |
| Career (200 attempts) | 5.88 | Leroy Keyes, 1966-68 (356-2,094)         |

## Passing Attempts

|         |       |  |
|---------|-------|--|
| Game    | 83    | Drew Brees at Wisconsin, 10/10/1998      |
| Season: | 569   | Drew Brees, 1998<br>Curtis Painter, 2007 |
| Career  | 1,678 | Drew Brees, 1997-2000                    |

## Completions

|        |       |                                     |
|--------|-------|-------------------------------------|
| Game   | 55    | Drew Brees at Wisconsin, 10/10/1998 |
| Season | 361   | Drew Brees, 1998                    |
| Career | 1,026 | Drew Brees, 1997-2000               |

## Completion Percentage

|                         |      |   |
|-------------------------|------|---|
| Game (20-29 attempts)   | .885 | Kyle Orton vs. Ball State, 9/11/2004 (23-26)          |
| Game (30-39 attempts)   | .861 | Drew Brees vs. Minnesota, 10/3/1998 (31-36)           |
| Game (40-49 attempts)   | .776 | Curtis Painter vs. Eastern Illinois, 9/8/2007 (38-49) |
| Game (50-59 attempts)   | .702 | Drew Brees vs. Michigan State, 10/16/1999 (40-57)     |
| Game (60-plus attempts) | .663 | Drew Brees at Wisconsin, 10/10/1998 (55-83)           |
| Season (150 attempts)   | .658 | Mark Herrmann, 1980 (242-368)                         |
| Career (300 attempts)   | .611 | Drew Brees, 1997-2000 (1,026-1,678)                   |

## Passing Yards

|        |        |   |
|--------|--------|---|
| Game   | 546    | Curtis Painter vs. Central Michigan, 12/26/2007 |
| Season | 3,985  | Curtis Painter, 2006                            |
| Career | 11,792 | Drew Brees, 1997-2000                           |

## Passing Touchdowns

|        |    |   |
|--------|----|---|
| Game   | 6  | Drew Brees vs. Minnesota, 10/3/1998<br>Drew Brees at Northwestern, 11/7/1998<br>Kyle Orton vs. Indiana, 11/20/2004<br>Curtis Painter vs. Eastern Illinois, 9/8/2007 |
| Season | 39 | Drew Brees, 1998  |
| Career | 90 | Drew Brees, 1997-2000   |

## Interceptions

|                            |      |   |
|----------------------------|------|---|
| Game                       | 6    | Dale Samuels vs. Miami (Fla.), 10/14/1950 |
| Season                     | 27   | Mark Herrmann, 1977                       |
| Career                     | 75   | Mark Herrmann, 1977-80                    |
| Season Low Pct. (150 att.) | 1.29 | Kyle Orton, 2004 (5-389)                  |
| Career Low Pct. (300 att.) | 2.10 | Kyle Orton, 2001-04 (28-1,336)            |

## Passing Efficiency

|                         |       |   |
|-------------------------|-------|---|
| Game (20-29 attempts)   | 258.2 | Kyle Orton vs. Ball State, 9/11/2004          |
| Game (30-39 attempts)   | 262.9 | Drew Brees vs. Minnesota, 10/3/1998           |
| Game (40-49 attempts)   | 177.6 | Curtis Painter vs. Eastern Illinois, 9/8/2007 |
| Game (50-59 attempts)   | 179.0 | Kyle Orton vs. Indiana, 11/20/2004            |
| Game (60-plus attempts) | 131.6 | Drew Brees vs. Georgia, 1/1/2000              |
| Season (150 attempts)   | 151.1 | Kyle Orton, 2004                              |
| Career (300 attempts)   | 132.7 | Jim Everett, 1981-85                          |

## Total Offense (Plays)

|        |       |                                     |
|--------|-------|-------------------------------------|
| Game   | 84    | Drew Brees at Wisconsin, 10/10/1998 |
| Season | 638   | Drew Brees, 1998                    |
| Career | 1,932 | Drew Brees, 1997-2000               |

## Total Offense (Yards)

|         |        |  |
|---------|--------|--|
| Game    | 540    | Curtis Painter (-6 rushing, 546 passing)<br>vs. Central Michigan, 12/26/2007 |
| Season  | 4,189  | Drew Brees (521 rushing, 3,668 passing), 2000                                |
| Career: | 12,692 | Drew Brees (900 rushing, 11,792 passing), 1997-2000                          |

## Receptions

|        |     |  |
|--------|-----|--|
| Game   | 21  | Chris Daniels vs. Michigan State, 10/16/1999 |
| Season | 121 | Chris Daniels, 1999                          |
| Career | 325 | Taylor Stubblefield, 2001-04                 |

## Receiving Yards

|                     |       |  |
|---------------------|-------|--|
| Game                | 301   | Chris Daniels vs. Michigan State, 10/16/1999                                 |
| Season              | 1,307 | John Standeford, 2002  |
| Career              | 3,788 | John Standeford, 2000-03   |
| Game by Two Players | 404   | Chris Daniels (301) and Tim Stratton (103)<br>vs. Michigan State, 10/16/1999 |

## Receiving Touchdowns

|        |    |                                    |
|--------|----|------------------------------------|
| Game   | 4  | Reggie Arnold vs. Iowa, 10/22/1977 |
| Season | 16 | Taylor Stubblefield, 2004          |
| Career | 31 | Brian Alford, 1994-97              |

## All-Purpose Yards

|        |       |  |
|--------|-------|--|
| Game   | 312   | Otis Armstrong vs. Indiana, 11/25/1972 |
| Season | 2,121 | Dorien Bryant, 2007                    |
| Career | 6,219 | Dorien Bryant, 2004-07                 |

## Points

|        |     |  |
|--------|-----|--|
| Game   | 43  | Elmer Oliphant vs. Rose Poly, 11/17/1912 |
| Season | 114 | Leroy Keyes, 1967                        |
| Career | 355 | Travis Dorsch, 1998-2001                 |

## Touchdowns

|         |    |   |
|---------|----|---|
| Game    | 5  | Elmer Oliphant vs. Rose Poly, 11/17/1912<br>Mike Northington at Iowa, 11/3/1973<br>Mike Alstott at Minnesota, 10/9/1993 |
| Season: | 19 | Leroy Keyes, 1967   |
| Career: | 54 | Kory Sheets, 2005-08  |

## Tackles

|        |     |  |
|--------|-----|--|
| Game   | 27  | Chuck Kyle vs. Indiana, 11/23/1968 (14-13) |
| Season | 209 | Mark Brown, 1982 (161-48)                  |
| Career | 520 | Kevin Motts, 1976-79 (283-237)             |

## Solo Tackles

|        |     |                                      |
|--------|-----|--------------------------------------|
| Game   | 20  | James Looney at Michigan, 11/15/1980 |
| Season | 161 | Mark Brown, 1982                     |
| Career | 321 | Fred Strickland, 1984-87             |

## Tackles For Loss

|        |      |  |
|--------|------|--|
| Game   | 7.0  | Jeff Zgonina vs. Northwestern, 10/3/1992 (-22)<br>Rob Ninkovich at Indiana, 11/19/2005 (-23) |
| Season | 28.0 | Jeff Zgonina, 1992 (-99)   |
| Career | 72.0 | Jeff Zgonina, 1989-92 (-244)   |

## Sacks

|        |      |  |
|--------|------|--|
| Game   | 4.0  | Tom Kingsbury at Northwestern, 11/1/1980 (-37)<br>Rob Ninkovich vs. Indiana, 11/20/2004 (-33)<br>Rob Ninkovich at Indiana, 11/19/2005 (-17)<br>Ryan Kerrigan vs Michigan, 11/13/2010 (-15) |
| Season | 15.0 | Rosevelt Colvin, 1998 (-81)  |
| Career | 35.0 | Rosevelt Colvin, 1995-98 (-191)  |

## Sack Yards

|        |     |   |
|--------|-----|---|
| Game   | 44  | Roosevelt Barnes vs. Illinois, 10/10/1981 (3.0 sacks) |
| Season | 104 | Jim Schwantz, 1989 (11.0 sacks)                       |
| Career | 229 | Ryan Kerrigan, 2007-2010 (33.5 sacks)                 |

## Pass Breakups

|        |    |  |
|--------|----|--|
| Game   | 7  | Chuck Piebes vs. Minnesota, 10/9/1971<br>Bill Kay vs. Michigan State, 10/25/1980 |
| Season | 20 | Jamel Coleman, 1996  |
| Career | 35 | Steve Jackson, 1987-90   |

## Interceptions

|        |    |                                     |
|--------|----|-------------------------------------|
| Game   | 4  | Paul Beery at Wisconsin, 10/9/1976  |
| Season | 7  | Phil Mateja, 1952<br>Bill Kay, 1979 |
| Career | 17 | Stuart Schweigert, 2000-03          |

## Interception Yards

|        |     |   |
|--------|-----|---|
| Game   | 105 | Ross Fichtner (3 INT) vs. Minnesota, 11/14/1959 |
| Season | 169 | Adrian Beasley (5 INT), 1999                    |
| Career | 276 | Rod Woodson (11 INT), 1983-86                   |

## Touchdowns By Interception

|        |   |   |
|--------|---|---|
| Game   | 1 | 42 times, last Ricardo Allen Minnesota, 10/8/2011 |
| Season | 2 | Mike Rose, 1997; Ricardo Allen 2010               |
| Career | 3 | Woodson, 1983-86; Rose, 1996-99; Allen 2010-      |

# Little Caesars Pizza Bowl

## Individual Records

### Fumbles Forced

|        |    |   |
|--------|----|---|
| Game   | 2  | many times, last Ryan Kerrigan vs. Michigan, 11/13/2010 |
| Season | 7  | James Looney, 1979<br>Ryan Kerrigan, 2009               |
| Career | 14 | Ryan Kerrigan, 2007-2010                                |

### Fumbles Recovered

|             |          |  |
|-------------|----------|--|
| <b>Game</b> | <b>2</b> | <b>many times, last Ryan Russell, 10/8/2010</b>  |
| Season      | 4        | Jim Wood, 1974<br>Freddie Arrington, 1977<br>Mike Marks, 1980<br>Niko Koutouvides, 2001<br>Shaun Phillips, 2001<br>Brandon Erwin, 2006 |
| Career      | 7        | Rod Woodson, 1983-86<br>Eric Beatty, 1989-92<br>Gilbert Gardner, 2000-03<br>Shaun Phillips, 2000-03                                    |

### Punt Returns

|        |    |   |
|--------|----|---|
| Game   | 7  | many times, last Ernest Calloway at Northwestern, 10/5/1991 |
| Season | 47 | Anthony Chambers, 2003                                      |
| Career | 75 | Ernest Calloway, 1990-92<br>Anthony Chambers, 2002-03       |

### Punt Return Yards

|        |     |   |
|--------|-----|---|
| Game   | 149 | Anthony Chambers vs. Penn State, 10/11/2003 |
| Season | 499 | Anthony Chambers, 2003                      |
| Career | 780 | Anthony Chambers, 2002-03                   |

### Punt Return Average

|                      |      |   |
|----------------------|------|---|
| Game (4 attempts)    | 29.8 | Anthony Chambers vs. Penn State, 10/11/2003 (5-149) |
| Season (1 att./game) | 16.4 | Vinny Sutherland, 1999 (18-296)                     |
| Career (20 attempts) | 12.0 | Phil Mateja, 1951-52 (25-300)                       |

### Touchdowns By Punt Return

|        |   |  |
|--------|---|--|
| Game   | 1 | 23 times, last Aaron Valentin vs. Northern Illinois, 9/19/2009 |
| Season | 2 | Vinny Sutherland, 1999   |
| Career | 2 | Vinny Sutherland, 1997-2000<br>Anthony Chambers, 2002-03       |

### Kickoff Returns

|        |    |  |
|--------|----|--|
| Game   | 8  | Dorien Bryant vs. Michigan State, 11/10/2007 |
| Season | 36 | Dorien Bryant, 2007                          |
| Career | 88 | Dorien Bryant, 2004-07                       |

### Kickoff Return Yards

|             |            |   |
|-------------|------------|---|
| <b>Game</b> | <b>206</b> | <b>Raheem Mostert, at Wisconsin 11/5/2011</b> |
| Season      | 1,007      | Dorien Bryant, 2007                           |
| Career      | 2,125      | Dorien Bryant, 2004-07                        |

### Kickoff Return Average

|                             |             |   |
|-----------------------------|-------------|---|
| <b>Game (4 attempts)</b>    | <b>41.2</b> | <b>Raheem Mostert, at Wisconsin 11/5/2011</b> |
| Season (1 att./game)        | 33.6        | Stan Brown, 1970 (19-638)                     |
| <b>Career (20 attempts)</b> | <b>31.0</b> | <b>Raheem Mostert, 2011- (23-713)</b>         |

### Touchdowns By Kickoff Return

|        |   |  |
|--------|---|--|
| Game   | 1 | 20 times, last Al-Terek McBurse at Indiana, 11/21/2009 |
| Season | 3 | Stan Brown, 1970                                       |
| Career | 5 | Stan Brown, 1968-70                                    |

### Combined Returns

|        |     |   |
|--------|-----|---|
| Game   | 9   | Anthony Hardy vs. Notre Dame, 9/26/1987<br>Dorien Bryant vs. Michigan State, 11/10/2007 |
| Season | 58  | Anthony Hardy, 1987   |
| Career | 120 | Ernest Calloway, 1990-92  |

### Combined Return Yards

|             |            |  |
|-------------|------------|--|
| <b>Game</b> | <b>206</b> | <b>Raheem Mostert, at Wisconsin, 11/5/2011</b> |
| Season      | 1,100      | Dorien Bryant, 2007                            |
| Career      | 2,250      | Dorien Bryant, 2004-07                         |

### Field Goal Attempts

|        |    |  |
|--------|----|--|
| Game   | 7  | E.C. Robertson vs. Rose Poly, 10/27/1900 |
| Season | 31 | Travis Dorsch, 1999                      |
| Career | 97 | Travis Dorsch, 1998-2001                 |

### Field Goals

|             |    |  |
|-------------|----|--|
| Game        | 7  | E.C. Robertson vs. Rose Poly, 10/27/1900 |
| Season      | 25 | Ben Jones, 2003                          |
| Career      | 68 | Travis Dorsch, 1998-2001                 |
| Consecutive | 12 | Joe O'Leary, 1992                        |

### Field Goal Percentage

|                                     |             |   |
|-------------------------------------|-------------|---|
| Game (4 attempts):<br>(All 4 for 4) | 1.000       | Scott Sovereign vs. Wake Forest, 10/1/1977<br>Rick Anderson at Wisconsin, 9/13/1980<br>Jonathan Briggs at Illinois, 10/11/1986<br>Travis Dorsch vs. Notre Dame, 12/1/2001<br>Ben Jones at Wisconsin, 10/18/2003<br>Chris Summers vs. Notre Dame, 9/29/2007<br>Chris Summers at Penn State, 11/3/2007<br>Ben Jones, 2003 (25-30) |
| Season (1 att./game)                | .833        |   |
| <b>Career (15 attempts)</b>         | <b>.736</b> | <b>Carson Wiggs, 2008- (53-72)</b>  |

### Extra Point Attempts

|        |     |  |
|--------|-----|--|
| Game   | 13  | Elmer Oliphant vs. Rose Poly, 11/17/1912 |
| Season | 56  | Chris Summers, 2007                      |
| Career | 161 | Travis Dorsch, 1998-2001                 |

### Extra Points

|             |     |  |
|-------------|-----|--|
| Game        | 13  | Elmer Oliphant vs. Rose Poly, 11/17/1912 |
| Season      | 56  | Chris Summers, 2007                      |
| Career      | 151 | Travis Dorsch, 1998-2001                 |
| Consecutive | 111 | Chris Summers, 2006-08                   |

### Punts

|        |     |  |
|--------|-----|--|
| Game   | 12  | Scott Lougheed vs. Ohio State, 11/14/1970<br>Jared Armstrong vs. Ohio State, 10/6/2007 |
| Season | 79  | Shawn McCarthy, 1988   |
| Career | 273 | Shawn McCarthy, 1986-89  |

### Punting Average

|                      |      |  |
|----------------------|------|--|
| Game (5 attempts)    | 56.0 | Cody Webster vs. Indiana, 11/27/2010 (6-336) |
| Season (40 attempts) | 48.1 | Travis Dorsch, 2001 (53-2,547)               |
| Career (50 attempts) | 48.5 | Travis Dorsch, 1998-2001 (66-3,199)          |

### Blocked Extra Points

|             |          |  |
|-------------|----------|--|
| <b>Game</b> | <b>1</b> | <b>many times, last Bruce Gaston vs. Ohio State 11/12/2011</b> |
| Season      | 2        | Doug Molls, 1972   |
| Career      | 3        | Doug Molls, 1970-72  |

### Blocked Field Goals

|             |          |   |
|-------------|----------|---|
| <b>Game</b> | <b>1</b> | <b>many times, last Kawann Short vs. Minnesota, 10/8/2011</b> |
| Season      | 4        | Rosevelt Colvin, 1998   |
| Career      | 5        | Rosevelt Colvin, 1995-98<br>Bobby Iwuchukwu, 2002-05          |

### Blocked Punts

|        |   |   |
|--------|---|---|
| Game   | 2 | Frank Halliburton vs. Northern Colorado, 9/6/2008                     |
| Season | 2 | Todd Stelma, 1998<br>Bernard Pollard, 2004<br>Frank Halliburton, 2008 |
| Career | 3 | Bernard Pollard, 2003-05  |

# Little Caesars Pizza Bowl Records — Rushing

## Rushing Attempts

| Game |   |
|------|---|
| 1    | Scott Dierking vs. Michigan, 11/6/1976 .....38  |
|      | Montrell Lowe vs. Indiana, 11/18/2000 .....38   |
| 3    | Tony Butkovich vs. Ohio State, 10/16/1943 ...36 |
|      | Mel Gray at Indiana, 11/19/1983 .....36         |
|      | Mike Alstott vs. Wisconsin, 11/4/1995 .....36   |

| Season |                                   |
|--------|-----------------------------------|
| 1      | Joey Harris .....2002 .....250    |
| 2      | Otis Armstrong .....1972 .....243 |
|        | Mike Alstott .....1995 .....243   |
| 4      | Jerod Void .....2003 .....235     |
| 5      | Kory Sheets .....2008 .....234    |
| 6      | Montrell Lowe .....2000 .....226  |
| 7      | John Macon .....1978 .....225     |
| 8      | Mike Pruitt .....1975 .....217    |
| 9      | Otis Armstrong .....1971 .....214 |
| 10     | Otis Armstrong .....1970 .....213 |
| 11     | Mike Alstott .....1994 .....202   |
| 12     | Scott Dierking .....1976 .....201 |
| 13     | Ralph Bolden .....2009 .....200   |
| 14     | Perry Williams .....1966 .....199 |
| 15     | Mel Gray .....1982 .....195       |

| Career    |   |
|-----------|---|
| 1         | Otis Armstrong .....1970-72 .....670    |
| 2         | Kory Sheets .....2005-08 .....664       |
| 3         | Mike Alstott .....1992-95 .....644      |
| 4         | Montrell Lowe .....1999-02 .....612     |
| 5         | Scott Dierking .....1973-76 .....578    |
| 6         | Jerod Void .....2002-05 .....569        |
| 7         | Edwin Watson .....1994-97 .....530      |
| 8         | Perry Williams .....1966-68 .....514    |
| 9         | Corey Rogers .....1991-95 .....489      |
| 10        | Harry Szulborski .....1946-49 .....478  |
| 11        | John Macon .....1977-80 .....471        |
| 12        | James Medlock .....1984-87 .....405     |
| 13        | Mel Gray .....1982-83 .....385          |
| <b>14</b> | <b>Ralph Bolden .....2008- .....364</b> |
| 15        | Jimmy Smith .....1979-81 .....360       |
|           | Brandon Jones .....2002-05 .....360     |
| 17        | Leroy Keyes .....1966-68 .....356       |
| 18        | Mike Pruitt .....1973-75 .....351       |
| 19        | Eric Hunter .....1989-92 .....343       |
| 20        | John Skibinski .....1975-77 .....339    |

## Rushing Yards

| Game |   |
|------|---|
| 1    | Otis Armstrong vs. Indiana, 11/25/1972 ..... 276      |
| 2    | Mike Alstott at Indiana, 11/24/1995 ..... 264         |
| 3    | Ralph Bolden vs Toledo, 9/5/2009 ..... 234            |
| 4    | Otis Armstrong vs. Northwestern, 10/21/1972 ..... 233 |
| 5    | Edwin Watson vs. NC State, 9/28/1996 ..... 227        |

| Season |                                      |
|--------|--------------------------------------|
| 1      | Mike Alstott .....1995 ..... 1,436   |
| 2      | Otis Armstrong .....1972 ..... 1,361 |
| 3      | Mike Alstott .....1994 ..... 1,188   |
| 4      | Kory Sheets .....2008 ..... 1,131    |
| 5      | Joey Harris .....2002 ..... 1,115    |
| 6      | Otis Armstrong .....1970 ..... 1,009 |
| 7      | Leroy Keyes .....1968 ..... 1,003    |
| 8      | Scott Dierking .....1976 ..... 1,000 |
| 9      | Montrell Lowe .....2000 ..... 998    |
| 10     | Harry Szulborski .....1948 ..... 989 |
| 11     | Leroy Keyes .....1967 ..... 986      |
| 12     | Jerod Void .....2003 ..... 952       |
| 13     | Otis Armstrong .....1971 ..... 945   |
| 14     | Ralph Bolden .....2009 ..... 935     |
| 15     | Edwin Watson .....1997 ..... 927     |

| Career    |  |
|-----------|--|
| 1         | Mike Alstott .....1992-95 ..... 3,635      |
| 2         | Kory Sheets .....2005-08 ..... 3,341       |
| 3         | Otis Armstrong .....1970-72 ..... 3,315    |
| 4         | Scott Dierking .....1973-76 ..... 2,863    |
| 5         | Montrell Lowe .....1999-02 ..... 2,648     |
| 6         | Edwin Watson .....1994-97 ..... 2,520      |
| 7         | Harry Szulborski .....1946-49 ..... 2,478  |
| 8         | Corey Rogers .....1991-95 ..... 2,436      |
| 9         | Jerod Void .....2002-05 ..... 2,429        |
| 10        | Leroy Keyes .....1966-68 ..... 2,094       |
| 11        | Perry Williams .....1966-68 ..... 2,049    |
| 12        | John Macon .....1977-80 ..... 1,911        |
| 13        | Duane Purvis .....1932-34 ..... 1,802      |
| 14        | Mel Gray .....1982-83 ..... 1,765          |
| 15        | Brandon Jones .....2002-05 ..... 1,661     |
| <b>16</b> | <b>Ralph Bolden .....2008- ..... 1,637</b> |
| 17        | Jaycen Taylor .....2006-07, 09 .. 1,624    |
| 18        | John Skibinski .....1975-77 ..... 1,605    |
| 19        | Mike Pruitt .....1973-75 ..... 1,588       |
| 20        | Jim Carter .....1932-34 ..... 1,547        |

## Rushing Touchdowns

| Game |   |
|------|---|
| 1    | Mike Northington at Iowa, 11/3/1973 .....5    |
| 2    | Perry Williams vs. SMU, 10/1/1966 .....4      |
|      | Leroy Keyes vs. Indiana, 11/23/1968 .....4    |
|      | Mike Alstott at Minnesota, 10/9/1993 .....4   |
|      | Mike Alstott vs. Ball State, 9/17/1994 .....4 |
|      | Mike Alstott vs. Minnesota, 10/8/1994 .....4  |
|      | Montrell Lowe vs. Indiana, 11/18/2000 .....4  |
|      | Jerod Void vs. Illinois, 10/4/2003 .....4     |
|      | Kory Sheets vs. Miami (Ohio), 9/9/2006 .....4 |

| Season |                                  |
|--------|----------------------------------|
| 1      | Kory Sheets .....2008 .....16    |
|        | Tony Butkovich .....1943 .....16 |
| 3      | Leroy Keyes .....1968 .....14    |
|        | Mike Alstott .....1994 .....14   |
| 5      | Leroy Keyes .....1967 .....13    |
|        | Jerod Void .....2003 .....13     |
| 7      | Mike Alstott .....1993 .....12   |
| 8      | Perry Williams .....1967 .....11 |
|        | Stan Brown .....1969 .....11     |
|        | Scott Dierking .....1976 .....11 |
|        | Mike Alstott .....1995 .....11   |
|        | Edwin Watson .....1997 .....11   |
|        | Kory Sheets .....2006 .....11    |
|        | Kory Sheets .....2007 .....11    |
| 15     | Bob Jarus .....1958 .....10      |
|        | Perry Williams .....1966 .....10 |
|        | Corey Rogers .....1994 .....10   |
|        | Jerod Void .....2002 .....10     |
|        | Kory Sheets .....2005 .....10    |
|        | Jerod Void .....2005 .....10     |

| Career |  |
|--------|--|
| 1      | Kory Sheets .....2005-08 .....48       |
| 2      | Mike Alstott .....1992-95 .....39      |
| 3      | Jerod Void .....2002-05 .....36        |
| 4      | Perry Williams .....1966-68 .....30    |
| 5      | Leroy Keyes .....1966-68 .....29       |
| 6      | Corey Rogers .....1991-95 .....27      |
| 7      | Scott Dierking .....1973-76 .....25    |
|        | Edwin Watson .....1994-97 .....25      |
| 9      | Stan Brown .....1968-70 .....19        |
| 10     | Otis Armstrong .....1970-72 .....17    |
| 11     | Wally Jones .....1978-81 .....16       |
|        | Tony Butkovich .....1943 .....16       |
| 13     | Mark Vitali .....1974-76 .....15       |
|        | Jimmy Smith .....1979-81 .....15       |
|        | Mel Gray .....1982-83 .....15          |
|        | Montrell Lowe .....1999-02 .....15     |
|        | <b>Ralph Bolden .....2008- .....15</b> |
| 18     | Bob Jarus .....1957-59 .....14         |
|        | Bob Griese .....1964-66 .....14        |
|        | James Medlock .....1984-87 .....14     |
|        | Drew Brees .....1997-00 .....14        |

# Little Caesars Pizza Bowl Records — Rushing

## Rushing Average

### Game (10 attempts)

- 1 Mike Pruitt vs. Iowa, 11/2/1974..... 17.9 (10-179)
- 2 Tony Butkovich vs. Illinois, 10/2/1943. 17.3 (12-207)
- 3 Gary Danielson vs. Washington, 9/23/1972. 13.3 (16-213)
- 4 Brandon Jones vs. Indiana, 11/23/2002.. 13.1 (10-131)
- 5 Bo Bobrowski at Iowa, 11/3/1972... 12.3 (10-123)

### Season (100 attempts)

- 1 Leroy Keyes..... 1967 ..... 6.6 (149-986)
- 2 Harry Szulborski.. 1947 ..... 6.3 (136-851)
- 3 John Drake..... 1936 ..... 6.1 (105-642)
- 4 Mike Pruitt..... 1974 ..... 6.0 (102-613)  
Jaycen Taylor..... 2006 ..... 6.0 (113-677)
- 6 Tony Butkovich.... 1943 ..... 5.9 (142-833)  
Mike Alstott ..... 1994 ..... 5.9 (202-1,188)  
Mike Alstott ..... 1995 ..... 5.9 (243-1,436)
- 9 Jeff Hill ..... 1991 ..... 5.8 (116-678)
- 10 Duane Purvis ..... 1932 ..... 5.7 (115-600)  
Duane Purvis ..... 1933 ..... 5.7 (107-612)
- 12 Otis Armstrong ... 1972 ..... 5.6 (243-1,361)
- 13 Kory Sheets..... 2005 ..... 5.5 (104-571)
- 14 Edwin Watson..... 1995 ..... 5.4 (102-553)  
Jerod Void..... 2005 ..... 5.4 (130-696)

### Career (200 attempts)

- 1 Leroy Keyes..... 1966-68..... 5.88 (356-2,094)
- 2 Jeff Hill ..... 1990-93..... 5.80 (207-1,200)
- 3 Mike Alstott ..... 1992-95..... 5.64 (644-3,635)
- 4 Jaycen Taylor..... 2006-07, 09. 5.60 (290-1,624)
- 5 Duane Purvis ..... 1932-34..... 5.43 (332-1,802)
- 6 Jim Carter ..... 1932-34..... 5.37 (288-1,547)
- 7 Harry Szulborski.. 1946-49..... 5.18 (478-2,478)
- 8 Kendall Matthews 1994-97..... 5.15 (230-1,185)
- 9 Kory Sheets..... 2005-08..... 5.03 (664-3,341)
- 10 Corey Rogers..... 1991-95..... 4.98 (489-2,436)
- 11 Otis Armstrong ... 1970-72..... 4.95 (670-3,315)  
Scott Dierking ..... 1973-76..... 4.95 (578-2,863)
- 13 Babe Dimancheff. 1943-44..... 4.91 (285-1,399)
- 14 Edwin Watson..... 1994-97..... 4.75 (530-2,520)
- 15 John Skibinski ..... 1975-77..... 4.73 (339-1,605)
- 16 Ben McCall..... 1977-80..... 4.67 (218-1,018)
- 17 Brandon Jones .... 2002-05..... 4.61 (360-1,661)
- 18 Mel Gray ..... 1982-83..... 4.58 (385-1,765)
- 19 Norbert Adams ... 1947-49..... 4.53 (319-1,446)  
Ray Wallace ..... 1982-85..... 4.53 (245-1,109)

## 100-Yard Rushers

### — 270+ —

- 276 Otis Armstrong (32 attempts) vs. Indiana, 11/25/1972

### — 260-269 —

- 264 Mike Alstott (25) at Indiana, 11/24/1995

### — 230-239 —

- 234 Ralph Bolden (21) vs. Toledo, 9/5/2009  
233 Otis Armstrong (32) vs. Northwestern, 10/21/1972

### — 220-229 —

- 227 Edwin Watson (29) vs. North Carolina State, 9/28/1996  
225 Leroy Keyes (21) at Illinois, 11/4/1967

### — 210-219 —

- 214 Leroy Keyes (25) vs. Wake Forest, 10/19/1968  
213 Gary Danielson (16) vs. Washington, 9/23/1972  
211 Scott Dierking (28) vs. Miami (Ohio), 10/2/1976

### — 200-209 —

- 208 Montrell Lowe (38) vs. Indiana, 11/18/2000  
207 Tony Butkovich (12) vs. Illinois, 10/2/1943  
204 Mike Alstott (36) vs. Wisconsin, 11/4/1995

### — 190-199 —

- 197 Harry Szulborski (34) vs. Indiana, 11/20/1948  
194 Edwin Watson (21) vs. Wisconsin, 11/4/1995  
193 Leroy Keyes (24) vs. Michigan State, 11/18/1967  
193 Mel Gray (25) vs. Northwestern, 10/16/1982  
190 Jimmy Smith (29) at Northwestern, 11/1/1980

### — 180-189 —

- 185 Leroy Keyes (26) vs. Iowa, 10/26/1968  
183 Mike Alstott (25) vs. Minnesota, 10/8/1994  
181 Mike Alstott (18) at Michigan State, 11/12/1994  
180 Mel Gray (26) vs. Wisconsin, 10/2/1982  
180 Kory Sheets (29) vs. Oregon, 9/13/2008

### — 170-179 —

- 179 Otis Armstrong (30) at Northwestern, 10/16/1971  
179 Mike Pruitt (10) vs. Iowa, 11/2/1974  
177 Kendall Matthews (16) at Illinois, 10/25/1997  
176 Mel Gray (36) at Indiana, 11/19/1983  
174 Montrell Lowe (26) at Northwestern, 10/14/1900  
172 Harry Szulborski (23) vs. Ohio State, 10/4/1947  
171 Harry Szulborski (29) vs. Marquette, 10/30/1948  
171 Mike Alstott (21) at Minnesota, 10/9/1993

### — 160-169 —

- 169 Otis Armstrong (19) vs. Wisconsin, 11/11/1972  
168 Otis Armstrong (23) vs. Indiana, 11/21/1970  
168 Kory Sheets (17) at Northwestern, 10/18/2008  
166 Harry Szulborski (17) vs. Boston, 10/18/1947  
165 Brandon Jones (20) at Northwestern, 10/26/2002  
164 Otis Armstrong (25) at Iowa, 10/17/1970  
163 Edwin Watson (18) at Indiana, 11/22/1997  
162 Harry Szulborski (15) vs. Marquette, 11/12/1949  
162 Mike Pruitt (31) vs. Wisconsin, 10/11/1975  
162 Scott Dierking (38) vs. Michigan, 11/6/1976  
160 Harry Szulborski (15) at Minnesota, 11/6/1948

### — 150-159 —

- 158 Ray Wallace (32) vs. Minnesota, 9/22/1984  
157 Jaycen Taylor (20) vs. Northwestern, 10/27/2007  
156 Wally Jones (30) vs. Oregon, 9/29/1979  
156 Mike Alstott (19) vs. Ball State, 9/17/1994  
155 Otis Armstrong (35) at Wisconsin, 11/6/1971  
154 Tommy Fletcher (22) vs. Missouri, 9/29/1956  
153 Montrell Lowe (25) at Ohio State, 10/9/1999  
152 Otis Armstrong (25) at Minnesota, 10/14/1972  
152 Kendall Matthews (29) vs. Northwestern, 9/27/1997  
151 Scott Dierking (27) vs. Northwestern, 9/11/1976  
150 John Kerestes (24) vs. Iowa, 10/1/1949

### — 140-149 —

- 149 Tony Butkovich (19) vs. Iowa, 10/23/1943  
149 Scott Dierking (24) vs. Michigan State, 11/1/1975  
149 Mike Alstott (24) vs. Penn State, 10/14/1995  
149 Brandon Jones (29) vs. Penn State, 10/11/2003  
148 Norbert Adams (24) vs. Indiana, 11/20/1948  
148 Ben McCall (20) at Indiana, 11/17/1979  
148 Rodney Carter (23) vs. Indiana, 11/17/1984  
147 Tony Butkovich (28) at Wisconsin, 10/30/1943  
147 Pete Gross (29) at Indiana, 11/24/1973  
146 Mike Northington (31) at Iowa, 11/3/1973  
146 Corey Rogers (20) vs. Illinois, 11/9/1991  
145 Leroy Keyes (14) at Iowa, 10/28/1967  
144 Joey Harris (23) vs. Illinois State, 8/31/2002  
144 Kory Sheets (21) vs. Central Michigan, 9/15/2007  
143 Phil Klezek (13) vs. Minnesota, 11/17/1951  
142 Mel Dillard (29) at Notre Dame, 10/13/1956  
141 Jerod Void (31) at Indiana, 11/22/2003  
141 Kory Sheets (27) vs. Notre Dame, 9/29/2007  
140 Babe Dimancheff (16) vs. Wisconsin, 11/4/1944  
140 Leroy Keyes (28) vs. Indiana, 11/23/1968  
140 Ray Wallace (19) at Indiana, 11/23/1985

### — 130-139 —

- 139 Max Schmalig (23) at Ohio State, 10/4/1952  
139 Scott Dierking (20) vs. Wisconsin, 10/11/1975  
138 Norbert Adams (24) at Minnesota, 11/8/1947  
138 Arlee Conners (25) vs. Minnesota, 10/10/1992  
138 Mike Alstott (25) vs. Iowa, 10/29/1994  
137 Kory Sheets (19) at Indiana, 11/19/2005  
136 Mike Alstott (20) vs. Michigan State, 9/23/1995  
135 Mike Augustyniak (23) vs. Indiana, 11/25/1978  
135 Montrell Lowe (27) at Indiana, 11/20/1999  
134 Harry Szulborski (16) vs. Iowa, 11/1/1947  
134 Jerod Void (24) vs. Michigan State, 11/5/2005  
133 Harry Szulborski (16) vs. Pittsburgh, 11/13/1948  
133 Mike Alstott (28) at Minnesota, 10/7/1995  
133 Edwin Watson (19) vs. Penn State, 11/15/1997  
132 Gordon Teter (29) at Iowa, 10/24/1964  
132 Joey Harris (27) at Northwestern, 10/26/2002  
132 Rob Henry (16) at Northwestern, 10/9/2010  
131 Bill Canfield (13) vs. Iowa, 10/13/1945  
131 James Medlock (33) vs. Illinois, 10/10/1987  
131 Kendall Matthews (30) vs. Minnesota, 10/5/1996  
131 Brandon Jones (10) vs. Indiana, 11/23/2002  
130 Mel Dillard (24) vs. Indiana, 11/24/1956

# Little Caesars Pizza Bowl Records — Rushing

## — 120-129 —

129 Scott Dierking (19) vs. Indiana, 11/23/1974  
 129 James Medlock (23) vs. Northwestern, 11/2/1985  
 129 Corey Rogers (18) vs. Toledo, 9/10/1994  
 128 Kory Sheets (17) vs. Indiana State, 9/2/2006  
 127 Scott Dierking (24) at Northwestern, 10/19/1974  
 127 Mike Pruitt (24) vs. Ohio State, 10/25/1975  
 127 Mike Alstott (22) vs. Ball State, 9/30/1995  
 127 Montrell Lowe (28) at Minnesota, 10/30/1999  
 127 Brandon Jones (24) at Illinois, 10/12/2002  
 126 Gordon Teter (31) vs. Indiana, 11/21/1964  
 126 John Macon (32) at Illinois, 10/21/1978  
 126 James Medlock (25) vs. Louisville, 9/19/1987  
 126 Montrell Lowe (22) vs. Michigan, 10/7/2000  
 126 Dan Dierking (12) vs. Minnesota, 10/16/2010  
 125 *Bo Bobrowski (24) vs. Michigan State, 10/27/1973*  
 125 Jimmy Smith (23) vs. Illinois, 10/13/1979  
 125 *Brandon Kirsch (21) at Michigan State, 11/16/2002*  
 124 Perry Williams (24) at Indiana, 11/25/1967  
 124 Corey Rogers (13) vs. Ball State, 9/17/1994  
 123 Tony Butkovich (36) vs. Ohio State, 10/16/1943  
 123 Bill Canfield (17) vs. Miami (Ohio), 11/10/1945  
 123 *Bo Bobrowski (10) at Iowa, 11/3/1973*  
 123 Corey Rogers (20) at Indiana, 11/20/1993  
 123 Ralph Bolden (29) at Oregon, 9/12/2009  
 122 Babe Dimancheff (16) vs. Ohio State, 10/16/1943  
 122 Scott Dierking (19) at Duke, 10/5/1974  
 122 Jerome Brooks (21) vs. Arizona, 9/20/2003  
 121 Bump Elliott (7) vs. Marquette, 9/30/1944  
 121 Otis Armstrong (19) at Washington, 9/18/1971  
 121 John Skibinski (15) vs. Miami, (Ohio), 10/2/1976  
 121 Montrell Lowe (28) vs. Michigan State, 11/17/2001  
 120 Mel Dillard (25) at Minnesota, 10/6/1956  
 120 Otis Armstrong (27) at Stanford, 10/3/1970  
 120 Mike Pruitt (28) vs. Michigan State, 11/1/1975  
 120 John Macon (19) vs. Michigan State, 9/16/1978  
 120 Joey Harris (17) vs. Wake Forest, 9/21/2002  
 120 Jerod Void (34) vs. Iowa, 11/8/2003  
 120 **Ralph Bolden (17) vs. Middle Tennessee, 9/13/2011**

## — 119-110 —

119 Harry Szulborski (15) vs. Pittsburgh, 11/15/1947  
 119 Jerod Void (25) vs. Illinois, 10/4/2003  
 118 Russell Pope (25) at Illinois, 10/21/1978  
 118 J. Crabtree (18) vs. Central Florida, 9/19/1998  
 118 Kory Sheets (30) vs. Michigan, 11/1/2008  
 117 Randy Cooper (23) at Texas Christian, 9/20/1969  
 117 John Macon (32) at Wisconsin, 11/11/1978  
 117 *Eric Hunter (16) vs. Indiana, 11/21/1992*  
 116 Dave Shaw (15) vs. Marquette, 9/22/1945  
 116 Jeff Hill (16) at Indiana, 11/23/1991  
 115 Mike Pruitt (29) at Illinois, 10/18/1975  
 115 Mike Alstott (21) vs. Notre Dame, 9/9/1995  
 115 Edwin Watson (24) vs. Michigan State, 11/8/1997  
 114 Leroy Keyes (20) at Indiana, 11/25/1967  
 114 *Bo Bobrowski (17) at Indiana, 11/24/1973*  
 113 Norbert Adams (8) vs. Marquette, 11/12/1949  
 113 J. Crabtree (13) vs. Northwestern, 9/25/1999  
 112 Earl Heninger (17) at Illinois, 10/25/1952  
 112 Max Schmaling (16) at Illinois, 10/25/1952  
 112 Arlee Conners (15) vs. Northwestern, 10/3/1992

111 Babe Dimancheff (15) at Wisconsin, 10/30/1943  
 111 Willie Jones (25) vs. Indiana, 11/19/1960  
 111 Kory Sheets (21) at Minnesota, 9/22/2007  
 110 Harry Szulborski (20) at Indiana, 11/19/1949  
 110 Jeff Hill (12) at Minnesota, 10/12/1991  
 110 J. Crabtree (20) vs. Indiana, 11/21/1998  
 110 Jaycen Taylor (20) at Indiana, 11/21/2009

## — 100-109 —

109 Lloyd Hawthorne (14) at Indiana, 11/19/1983  
 109 Corey Rogers (17) at Iowa, 10/30/1993  
 109 Mike Alstott (17) at West Virginia, 9/2/1995  
 109 Mike Alstott (26) at Ohio State, 10/21/1995  
 109 Dondre Johnson (25) vs. Iowa, 10/31/1998  
 109 Joey Harris (25) at Notre Dame, 9/7/2002  
 108 Perry Williams (20) at Iowa, 10/28/1967  
 108 Otis Armstrong (27) vs. Illinois, 10/31/1970  
 108 Jeff Feulner (18) at Indiana, 11/21/1981  
 108 Jeff Hill (15) vs. Toledo, 9/19/1992  
 107 John Kerestes (21) at Indiana, 11/19/1949  
 107 Mel Dillard (26) vs. Illinois, 11/3/1956  
 107 Jim Kirkpatrick (22) vs. Iowa, 10/26/1968  
 107 Scott Dierking (30) vs. Iowa, 11/15/1975  
 107 John Macon (24) vs. Wake Forest, 10/7/1978  
 107 Mel Gray (20) at Minnesota, 9/24/1983  
 107 Jeff Hill (9) vs. Iowa, 10/26/1991  
 107 Arlee Conners (14) at Iowa, 10/24/1992  
 107 Jerod Void (18) at Arizona, 9/17/2005  
 106 Phil Klezek (16) at Indiana, 11/24/1951  
 106 Perry Williams (14) vs. Illinois, 11/2/1968  
 106 Jeff Feulner (24) vs. Michigan, 11/14/1981  
 106 Mel Gray (24) vs. Wisconsin, 11/12/1983  
 106 Jeff Hill (12) vs. Michigan State, 11/16/1991  
 106 Jeff Hill (21) vs. California, 9/12/1992  
 106 Joey Harris (25) vs. Minnesota, 9/28/2002  
 105 John Kuzniewski (24) at Indiana, 11/20/1965  
 105 Otis Armstrong (19) vs. Bowling Green, 9/16/1972  
 105 John Macon (21) vs. Oregon, 9/29/1979  
 105 Arlee Conners (12) at Northwestern, 10/5/1991  
 105 J. Crabtree (18) vs. Illinois, 10/24/1998  
 104 Norbert Adams (15) vs. Notre Dame, 10/8/1949  
 104 *Mike Phipps (13) at Texas Christian, 9/20/1969*  
 104 Mel Gray (14) vs. Stanford, 9/11/1982  
 103 Harry Szulborski (23) at Iowa, 10/16/1948  
 103 Roy Walker (21) at Indiana, 11/25/1961  
 103 Russell Pope (28) vs. Wake Forest, 10/7/1978  
 103 Wally Jones (26) vs. Indiana, 11/25/1978  
 103 Corey Rogers (28) at Illinois, 10/1/1994  
 103 Keith Carlos (6) at Michigan State, 11/20/2010  
 102 Norbert Adams (16) vs. Pittsburgh, 11/15/1947  
 102 Max Schmaling (17) vs. Minnesota, 11/17/1951  
 102 Randy Minniear (24) at Iowa, 10/9/1965  
 102 Russell Pope (7) vs. Michigan State, 9/16/1978  
 102 Joey Harris (27) vs. Indiana, 11/23/2002  
 102 Jerod Void (24) vs. Illinois, 11/12/2005  
 102 Dan Dierking (14) vs. Western Illinois, 9/11/2010  
 101 John Kerestes (15) vs. Marquette, 11/12/1949  
 101 John Skibinski (16) at Northwestern, 10/29/1977  
 101 Mike Alstott (16) vs. Michigan, 10/31/1992  
 101 Montrell Lowe (30) vs. Northwestern, 10/27/2001  
 101 Jerod Void (10) vs. Akron, 9/10/2005

101 Kory Sheets (10) at Minnesota, 9/24/2005  
 100 Otis Armstrong (22) vs. Texas Christian, 9/19/1970  
 100 Jimmy Smith (21) at Northwestern, 10/17/1981  
 100 James Medlock (29) vs. Northwestern, 11/14/1987  
 100 Mike Alstott (12) vs. Western Michigan, 9/11/1993  
 100 **Akeem Hunt (10) at Indiana, 11/26/2011**

— *Italics denote quarterback*

## Consecutive 100-Yard Rushing Games

8 Mike Alstott, 1995  
 4 Harry Szulborski, 1948  
 4 Mike Pruitt, 1975

## Season 100-Yard Rushing Games

9 Mike Alstott, 1995  
 6 Joey Harris, 2002  
 5 Harry Szulborski, 1948  
 5 Otis Armstrong, 1970  
 5 Otis Armstrong, 1972

## Career 100-Yard Rushing Games

16 Mike Alstott  
 13 Otis Armstrong  
 11 Harry Szulborski  
 9 Scott Dierking, Kory Sheets  
 8 Montrell Lowe  
 7 Leroy Keyes, Jerod Void  
 6 Mel Gray, Joey Harris, Jeff Hill, Corey Rogers  
 5 Norbert Adams, John Macon, Mike Pruitt, Edwin Watson  
 4 Tony Butkovich, Arlee Conners, J. Crabtree, Mel Dillard, Brandon Jones, James Medlock  
 3 Bo Bobrowski, Ralph Bolden, Babe Dimancheff, John Kerestes, Kendall Matthews, Russell Pope, Max Schmaling, Jimmy Smith, Perry Williams  
 2 Bill Canfield, Dan Dierking, Jeff Feulner, Wally Jones, Phil Klezek, John Skibinski, Jaycen Taylor, Gordon Teter, Ray Wallace  
 1 Mike Augustyniak, Jerome Brooks, Keith Carlos, Rodney Carter, Randy Cooper, Gary Danielson, Bump Elliott, Tommy Fletcher, Pete Gross, Lloyd Hawthorne, Earl Heninger, Rob Henry, Akeem Hunt, Eric Hunter, Dondre Johnson, Willie Jones, Jim Kirkpatrick, Brandon Kirsch, John Kuzniewski, Ben McCall, Randy Minniear, Mike Northington, Mike Phipps, Dave Shaw, Roy Walker

# Little Caesars Pizza Bowl

## Records — Rushing // Passing

### 100-Yard Rushing Trios

**Nov. 12, 1949 vs. Marquette** - Harry Szulborski (162), Norbert Adams (113) and John Kerestes (101)

### 100-Yard Rushing Duos

**Oct. 16, 1943 vs. Ohio State** - Tony Butkovich (123) and Babe Dimancheff (122)  
**Oct. 30, 1943 at Wisconsin** - Tony Butkovich (147) and Babe Dimancheff (111)  
**Nov. 15, 1947 vs. Pittsburgh** - Harry Szulborski (119) and Norbert Adams (102)  
**Nov. 20, 1948 vs. Indiana** - Harry Szulborski (197) and Norbert Adams (148)  
**Nov. 19, 1949 at Indiana** - Harry Szulborski (110) and John Kerestes (107)  
**Nov. 17, 1951 vs. Minnesota** - Phil Klezek (143) and Max Schmalig (102)  
**Oct. 25, 1952 at Illinois** - Earl Heninger (112) and Max Schmalig (112)  
**Oct. 28, 1967 at Iowa** - Leroy Keyes (145) and Perry Williams (108)  
**Nov. 25, 1967 at Indiana** - Perry Williams (124) and Leroy Keyes (114)  
**Oct. 26, 1968 vs. Iowa** - Leroy Keyes (185) and Jim Kirkpatrick (107)  
**Sept. 20, 1969 at Texas Christian** - Randy Cooper (117) and Mike Phipps (104)  
**Nov. 3, 1973 at Iowa** - Mike Northington (146) and Bo Bobrowski (123)  
**Nov. 24, 1973 at Indiana** - Pete Gross (147) and Bo Bobrowski (114)  
**Oct. 11, 1975 vs. Wisconsin** - Mike Pruitt (162) and Scott Dierking (139)  
**Nov. 1, 1975 vs. Michigan State** - Scott Dierking (149) and Mike Pruitt (120)  
**Oct. 2, 1976 vs. Miami (Ohio)** - Scott Dierking (211) and John Skibinski (121)  
**Sept. 16, 1978 vs. Michigan State** - John Macon (120) and Russell Pope (108)  
**Oct. 7, 1978 vs. Wake Forest** - John Macon (107) and Russell Pope (103)  
**Oct. 21, 1978 at Illinois** - John Macon (126) and Russell Pope (118)  
**Nov. 25, 1978 vs. Indiana** - Mike Augustyniak (135) and Wally Jones (103)  
**Sept. 29, 1979 vs. Oregon** - Wally Jones (156) and John Macon (105)  
**Nov. 19, 1983 at Indiana** - Mel Gray (176) and Lloyd Hawthorne (109)  
**Sept. 17, 1994 vs. Ball State** - Mike Alstott (156) and Corey Rogers (124)  
**Nov. 4, 1995 vs. Wisconsin** - Mike Alstott (204) and Edwin Watson (194)  
**Oct. 26, 2002 at Northwestern** - Brandon Jones (165) and Joey Harris (132)  
**Nov. 23, 2002 vs. Indiana** - Brandon Jones (131) and Joey Harris (102)

### Passing Attempts

| Game | Player   | Attempts |
|------|--|----------|
| 1    | Drew Brees at Wisconsin, 10/10/1998.....         | 83       |
| 2    | Kyle Orton vs. Washington State, 12/31/2001..... | 74       |
| 3    | Drew Brees vs. Ohio State, 10/28/2000.....       | 65       |
| 4    | Drew Brees vs. Wisconsin, 11/6/1999 .....        | 64       |
| 5    | Kyle Orton at Indiana, 11/24/2001 .....          | 62       |

| Season | Player              | Attempts      |
|--------|---------------------|---------------|
| 1      | Drew Brees .....    | 1998 .....569 |
|        | Curtis Painter..... | 2007 .....569 |
| 3      | Drew Brees .....    | 1999 .....554 |
| 4      | Curtis Painter..... | 2006 .....530 |
| 5      | Drew Brees .....    | 2000 .....512 |
| 6      | Jim Everett .....   | 1985 .....450 |
| 7      | Joey Elliott .....  | 2009 .....433 |
| 8      | Jim Everett .....   | 1984 .....431 |
| 9      | Kyle Orton.....     | 2003 .....414 |
| 10     | Billy Dicken .....  | 1997 .....407 |
| 11     | Scott Campbell..... | 1982 .....399 |
| 12     | Kyle Orton.....     | 2004 .....389 |
| 13     | Curtis Painter..... | 2008 .....379 |
| 14     | Mark Herrmann.....  | 1980 .....368 |
| 15     | Eric Hunter.....    | 1990 .....366 |

| Career | Player               | Attempts           |
|--------|----------------------|--------------------|
| 1      | Drew Brees .....     | 1997-00 .....1,678 |
| 2      | Curtis Painter.....  | 2005-08 .....1,648 |
| 3      | Kyle Orton.....      | 2001-04 .....1,336 |
| 4      | Mark Herrmann.....   | 1977-80 .....1,309 |
| 5      | Scott Campbell.....  | 1980-83 .....1,060 |
| 6      | Jim Everett .....    | 1981-85 .....965   |
| 7      | Eric Hunter.....     | 1989-92 .....818   |
| 8      | Mike Phipps .....    | 1967-69 .....733   |
| 9      | Rick Trefzger .....  | 1993-96 .....663   |
| 10     | Bob Griese .....     | 1964-66 .....627   |
| 11     | Billy Dicken .....   | 1994-97 .....570   |
| 12     | Dale Samuels.....    | 1950-52 .....516   |
| 13     | Brandon Kirsch ..... | 2002-05 .....489   |
| 14     | Joey Elliott .....   | 2006-09 .....482   |
| 15     | Len Dawson .....     | 1954-56 .....452   |
| 16     | Mark Vitali .....    | 1974-76 .....444   |
| 17     | Bob DeMoss .....     | 1945-48 .....432   |
| 18     | Gary Danielson ..... | 1970-72 .....390   |
| 19     | Doug Downing.....    | 1984-87 .....359   |
| 20     | Ron DiGravio.....    | 1961-63 .....353   |

### Completions

| Game | Player   | Completions |
|------|--|-------------|
| 1    | Drew Brees at Wisconsin, 10/10/1998.....       | 55          |
| 2    | Drew Brees vs. Michigan State, 10/16/1999..... | 40          |
| 3    | Drew Brees at Penn State, 10/17/1998.....      | 39          |
|      | Drew Brees vs. Ohio State, 10/28/2000.....     | 39          |
|      | Joey Elliott vs. Michigan State, 11/14/2009... | 39          |

| Season | Player              | Completions   |
|--------|---------------------|---------------|
| 1      | Drew Brees .....    | 1998 .....361 |
| 2      | Curtis Painter..... | 2007 .....356 |
| 3      | Drew Brees .....    | 1999 .....337 |
| 4      | Curtis Painter..... | 2006 .....315 |
| 5      | Drew Brees .....    | 2000 .....309 |
| 6      | Jim Everett .....   | 1985 .....285 |
| 7      | Joey Elliott .....  | 2009 .....267 |
| 8      | Kyle Orton.....     | 2003 .....251 |
| 9      | Jim Everett .....   | 1984 .....249 |
| 10     | Mark Herrmann.....  | 1980 .....242 |
| 11     | Kyle Orton.....     | 2004 .....236 |
| 12     | Curtis Painter..... | 2008 .....227 |
| 13     | Billy Dicken .....  | 1997 .....224 |
| 14     | Scott Campbell..... | 1982 .....218 |
| 15     | Mark Herrmann.....  | 1979 .....203 |

| Career | Player               | Completions        |
|--------|----------------------|--------------------|
| 1      | Drew Brees .....     | 1997-00 .....1,026 |
| 2      | Curtis Painter.....  | 2005-08 .....987   |
| 3      | Kyle Orton.....      | 2001-04 .....786   |
| 4      | Mark Herrmann.....   | 1977-80 .....772   |
| 5      | Scott Campbell.....  | 1980-83 .....609   |
| 6      | Jim Everett .....    | 1981-85 .....572   |
| 7      | Eric Hunter.....     | 1989-92 .....422   |
| 8      | Rick Trefzger .....  | 1993-96 .....383   |
| 9      | Mike Phipps .....    | 1967-69 .....375   |
| 10     | Bob Griese .....     | 1964-66 .....358   |
| 11     | Billy Dicken .....   | 1994-97 .....308   |
| 12     | Joey Elliott .....   | 2006-09 .....294   |
| 13     | Brandon Kirsch ..... | 2002-05 .....292   |
| 14     | Dale Samuels.....    | 1950-52 .....259   |
| 15     | Len Dawson .....     | 1954-56 .....243   |
| 16     | Bob DeMoss .....     | 1945-48 .....191   |
| 17     | Mark Vitali .....    | 1974-76 .....187   |
| 18     | Gary Danielson ..... | 1970-72 .....178   |
| 19     | Doug Downing.....    | 1984-87 .....177   |
| 20     | Ron DiGravio.....    | 1961-63 .....174   |

# Little Caesars Pizza Bowl Records — Passing

## Completion Percentage

### Game (20 attempts)

|   |                                       |              |
|---|---------------------------------------|--------------|
| 1 | Kyle Orton vs. Ball State, 9/11/2004  | .885 (23-26) |
| 2 | Bob Griese vs. Notre Dame, 9/25/1965  | .864 (19-22) |
| 3 | Drew Brees vs. Minnesota, 10/3/1998   | .861 (31-36) |
| 4 | Mark Herrmann vs. Indiana, 11/22/1980 | .826 (19-23) |
| 5 | Curtis Painter at Iowa, 11/15/2008    | .800 (24-30) |

### Season (150 attempts)

|    |                      |             |                       |
|----|----------------------|-------------|-----------------------|
| 1  | Mark Herrmann        | 1980        | .658 (242-368)        |
| 2  | Drew Brees           | 1998        | .634 (361-569)        |
| 3  | Jim Everett          | 1985        | .633 (285-450)        |
| 4  | Curtis Painter       | 2007        | .626 (356-569)        |
| 5  | Joey Elliott         | 2009        | .617 (267-433)        |
|    | <b>Caleb TerBush</b> | <b>2011</b> | <b>.617 (163-264)</b> |
| 7  | Drew Brees           | 1999        | .608 (337-554)        |
| 8  | Kyle Orton           | 2004        | .607 (236-389)        |
| 9  | Kyle Orton           | 2002        | .606 (192-317)        |
|    | Kyle Orton           | 2003        | .606 (251-414)        |
| 11 | Drew Brees           | 2000        | .604 (309-512)        |
| 12 | Bob Griese           | 1966        | .601 (140-233)        |
| 13 | Scott Campbell       | 1983        | .600 (183-305)        |
| 14 | Curtis Painter       | 2008        | .599 (227-379)        |
| 15 | Bob Griese           | 1965        | .597 (142-238)        |

### Career (300 attempts)

|    |                |         |                    |
|----|----------------|---------|--------------------|
| 1  | Drew Brees     | 1997-00 | .611 (1,026-1,678) |
| 2  | Joey Elliott   | 2006-09 | .610 (294-482)     |
| 3  | Curtis Painter | 2005-08 | .599 (987-1,648)   |
| 4  | Brandon Kirsch | 2002-05 | .597 (292-489)     |
| 5  | Jim Everett    | 1981-85 | .593 (572-965)     |
| 6  | Mark Herrmann  | 1977-80 | .590 (772-1,309)   |
| 7  | Kyle Orton     | 2001-04 | .588 (786-1,336)   |
| 8  | Rick Trefzger  | 1993-96 | .578 (383-663)     |
| 9  | Scott Campbell | 1980-83 | .575 (609-1,060)   |
| 10 | Bob Griese     | 1964-66 | .571 (358-627)     |
| 11 | Billy Dicken   | 1994-97 | .540 (308-570)     |
| 12 | Len Dawson     | 1954-56 | .538 (243-452)     |
| 13 | Eric Hunter    | 1989-92 | .516 (422-818)     |
| 14 | Mike Phipps    | 1967-69 | .512 (375-733)     |
| 15 | Dale Samuels   | 1950-52 | .503 (260-517)     |
| 16 | Ron DiGravio   | 1961-63 | .493 (174-353)     |
|    | Doug Downing   | 1984-87 | .493 (177-359)     |
| 18 | Matt Pike      | 1991-93 | .463 (156-337)     |
| 19 | Gary Danielson | 1970-72 | .456 (178-390)     |
| 20 | Bob DeMoss     | 1945-48 | .442 (191-432)     |

## Passing Yards

### Game

|   |   |     |
|---|---|-----|
| 1 | Curtis Painter vs. Central Michigan, 12/26/2007 | 546 |
| 2 | Drew Brees vs. Minnesota, 10/3/1998             | 522 |
|   | Kyle Orton vs. Indiana, 11/20/2004              | 522 |
| 4 | Scott Campbell vs. Ohio State, 10/31/1981       | 516 |
| 5 | Drew Brees vs. Michigan State, 10/16/1999       | 509 |

### Season

|    |                |      |       |
|----|----------------|------|-------|
| 1  | Curtis Painter | 2006 | 3,985 |
| 2  | Drew Brees     | 1998 | 3,983 |
| 3  | Drew Brees     | 1999 | 3,909 |
| 4  | Curtis Painter | 2007 | 3,846 |
| 5  | Drew Brees     | 2000 | 3,668 |
| 6  | Jim Everett    | 1985 | 3,651 |
| 7  | Jim Everett    | 1984 | 3,256 |
| 8  | Mark Herrmann  | 1980 | 3,212 |
| 9  | Billy Dicken   | 1997 | 3,136 |
| 10 | Kyle Orton     | 2004 | 3,090 |
| 11 | Joey Elliott   | 2009 | 3,026 |
| 12 | Kyle Orton     | 2003 | 2,885 |
| 13 | Scott Campbell | 1981 | 2,686 |
| 14 | Scott Campbell | 1982 | 2,626 |
| 15 | Mike Phipps    | 1969 | 2,527 |

### Career

|    |                |         |        |
|----|----------------|---------|--------|
| 1  | Drew Brees     | 1997-00 | 11,792 |
| 2  | Curtis Painter | 2005-08 | 11,163 |
| 3  | Mark Herrmann  | 1977-80 | 9,946  |
| 4  | Kyle Orton     | 2001-04 | 9,337  |
| 5  | Scott Campbell | 1980-83 | 7,636  |
| 6  | Jim Everett    | 1981-85 | 7,411  |
| 7  | Eric Hunter    | 1989-92 | 5,598  |
| 8  | Mike Phipps    | 1967-69 | 5,423  |
| 9  | Rick Trefzger  | 1993-96 | 5,063  |
| 10 | Bob Griese     | 1964-66 | 4,541  |
| 11 | Billy Dicken   | 1994-97 | 4,247  |
| 12 | Brandon Kirsch | 2002-05 | 3,532  |
| 13 | Joey Elliott   | 2006-09 | 3,326  |
| 14 | Len Dawson     | 1954-56 | 3,325  |
| 15 | Dale Samuels   | 1950-52 | 3,161  |
| 16 | Mark Vitali    | 1974-76 | 2,918  |
| 17 | Bob DeMoss     | 1945-48 | 2,759  |
| 18 | Gary Danielson | 1970-72 | 2,748  |
| 19 | Ron DiGravio   | 1961-63 | 2,598  |
| 20 | Matt Pike      | 1991-93 | 2,273  |

## Passing Touchdowns

### Game

|   |   |   |
|---|---|---|
| 1 | Drew Brees vs. Minnesota, 10/3/1998           | 6 |
|   | Drew Brees at Northwestern, 11/7/1998         | 6 |
|   | Kyle Orton vs. Indiana, 11/20/2004            | 6 |
|   | Curtis Painter vs. Eastern Illinois, 9/8/2007 | 6 |
| 5 | Mike Phipps vs. Stanford, 10/4/1969           | 5 |
|   | Mark Herrmann vs. Iowa, 10/22/1977            | 5 |
|   | Billy Dicken at Minnesota, 10/11/1997         | 5 |
|   | Drew Brees vs. Michigan State, 10/16/1999     | 5 |
|   | Drew Brees at Northwestern, 10/14/2000        | 5 |
|   | Kyle Orton vs. Ball State, 9/11/2004          | 5 |
|   | Curtis Painter vs. Indiana, 11/22/2008        | 5 |

### Season

|    |                |      |    |
|----|----------------|------|----|
| 1  | Drew Brees     | 1998 | 39 |
| 2  | Kyle Orton     | 2004 | 31 |
| 3  | Curtis Painter | 2007 | 29 |
| 4  | Drew Brees     | 2000 | 26 |
| 5  | Drew Brees     | 1999 | 25 |
| 6  | Mike Phipps    | 1969 | 23 |
|    | Mark Herrmann  | 1980 | 23 |
|    | Jim Everett    | 1985 | 23 |
| 9  | Curtis Painter | 2006 | 22 |
|    | Joey Elliott   | 2009 | 22 |
| 11 | Billy Dicken   | 1997 | 21 |
| 12 | Mark Herrmann  | 1977 | 18 |
|    | Scott Campbell | 1981 | 18 |
|    | Jim Everett    | 1984 | 18 |
| 15 | Mark Herrmann  | 1979 | 16 |

### Career

|    |                      |              |           |
|----|----------------------|--------------|-----------|
| 1  | Drew Brees           | 1997-00      | 90        |
| 2  | Mark Herrmann        | 1977-80      | 71        |
| 3  | Curtis Painter       | 2005-08      | 67        |
| 4  | Kyle Orton           | 2001-04      | 63        |
| 5  | Scott Campbell       | 1980-83      | 45        |
| 6  | Jim Everett          | 1981-85      | 43        |
| 7  | Mike Phipps          | 1967-69      | 37        |
| 8  | Eric Hunter          | 1989-92      | 33        |
| 9  | Len Dawson           | 1954-56      | 29        |
| 10 | Bob Griese           | 1964-66      | 28        |
| 11 | Dale Samuels         | 1950-52      | 27        |
| 12 | Billy Dicken         | 1994-97      | 25        |
| 13 | Rick Trefzger        | 1993-96      | 24        |
|    | Joey Elliott         | 2006-09      | 24        |
| 15 | Bob DeMoss           | 1945-48      | 23        |
|    | Brandon Kirsch       | 2002-05      | 23        |
| 17 | Ron DiGravio         | 1961-63      | 21        |
| 18 | Gary Danielson       | 1970-72      | 14        |
| 19 | Doug Downing         | 1984-87      | 12        |
|    | Matt Pike            | 1991-93      | 12        |
|    | <b>Caleb TerBush</b> | <b>2009-</b> | <b>12</b> |

# Little Caesars Pizza Bowl Records — Passing

## Interceptions

### Game

|   |   |        |
|---|---|--------|
| 1 | Dale Samuels vs. Miami (Fla.), 10/14/1950 | .....6 |
| 2 | Bob Griese vs. Illinois, 10/29/1966       | .....5 |
|   | Mike Phipps at Ohio State, 11/15/1969     | .....5 |
|   | Jeff Georgevs. Pittsburgh, 9/20/1986      | .....5 |
|   | Scott Hoffman vs. Ohio State, 10/20/1990  | .....5 |

### Season

|    |                |            |         |
|----|----------------|------------|---------|
| 1  | Mark Herrmann  | ..... 1977 | .....27 |
| 2  | Dale Samuels   | ..... 1950 | .....21 |
| 3  | Drew Brees     | ..... 1998 | .....20 |
| 4  | Mark Herrmann  | ..... 1979 | .....19 |
|    | Curtis Painter | ..... 2006 | .....19 |
| 6  | Mike Phipps    | ..... 1969 | .....18 |
| 7  | Mark Herrmann  | ..... 1980 | .....17 |
| 8  | Mark Vitali    | ..... 1976 | .....16 |
|    | Scott Campbell | ..... 1983 | .....16 |
|    | Jim Everett    | ..... 1984 | .....16 |
|    | Billy Dicken   | ..... 1997 | .....16 |
| 12 | Bob DeMoss     | ..... 1948 | .....15 |
|    | Jeff George    | ..... 1986 | .....15 |
| 14 | Dale Samuels   | ..... 1951 | .....14 |
|    | Len Dawson     | ..... 1955 | .....14 |
|    | Eric Hunter    | ..... 1990 | .....14 |

### Career

|    |                |               |         |
|----|----------------|---------------|---------|
| 1  | Mark Herrmann  | ..... 1977-80 | .....75 |
| 2  | Curtis Painter | ..... 2005-08 | .....46 |
| 3  | Drew Brees     | ..... 1997-00 | .....45 |
| 4  | Bob DeMoss     | ..... 1945-48 | .....42 |
| 5  | Dale Samuels   | ..... 1950-52 | .....41 |
|    | Scott Campbell | ..... 1980-83 | .....41 |
| 7  | Mike Phipps    | ..... 1967-69 | .....34 |
| 8  | Len Dawson     | ..... 1954-56 | .....32 |
|    | Eric Hunter    | ..... 1989-92 | .....32 |
| 10 | Mark Vitali    | ..... 1974-76 | .....31 |
| 11 | Gary Danielson | ..... 1970-72 | .....30 |
| 12 | Bob Griese     | ..... 1964-66 | .....29 |
| 13 | Jim Everett    | ..... 1981-85 | .....28 |
|    | Rick Trefzger  | ..... 1993-96 | .....28 |
|    | Kyle Orton     | ..... 2001-04 | .....28 |
| 16 | Billy Dicken   | ..... 1994-97 | .....23 |
| 17 | Shawn McCarthy | ..... 1986-89 | .....19 |
| 18 | Doug Downing   | ..... 1984-87 | .....17 |
|    | Matt Pike      | ..... 1991-93 | .....17 |
| 20 | Brandon Kirsch | ..... 2002-05 | .....16 |

## Passing Efficiency

### Game (20 attempts)

|   |  |            |
|---|--|------------|
| 1 | Drew Brees vs. Minnesota, 10/3/1998    | .....262.9 |
|   | - 31-36, 522, 6 TD, 0 INT              |            |
| 2 | Kyle Orton vs. Ball State, 9/11/2004   | .....258.2 |
|   | - 23-26, 329, 5 TD, 0 INT              |            |
| 3 | Billy Dicken at Minnesota, 10/11/1997  | .....238.5 |
|   | - 10-22, 333, 5 TD, 1 INT              |            |
| 4 | Bob Griese vs. Notre Dame, 9/25/1965   | .....230.3 |
|   | - 19-22, 283, 3 TD, 1 INT              |            |
| 5 | Billy Dicken vs. Wisconsin, 10/18/1997 | .....227.4 |
|   | - 16-22, 311, 3 TD, 1 INT              |            |

### Season (150 attempts)

|    |                      |                   |                    |
|----|----------------------|-------------------|--------------------|
| 1  | Kyle Orton           | ..... 2004        | .....151.1         |
| 2  | Mark Herrmann        | ..... 1980        | .....150.5         |
| 3  | Gary Danielson       | ..... 1971        | .....147.6         |
| 4  | Len Dawson           | ..... 1954        | .....145.8         |
| 5  | Jim Everett          | ..... 1985        | .....143.5         |
| 6  | Scott Campbell       | ..... 1981        | .....138.3         |
| 7  | Drew Brees           | ..... 1998        | .....137.8         |
| 8  | Bob Griese           | ..... 1966        | .....135.7         |
| 9  | Rick Trefzger        | ..... 1993        | .....133.7         |
| 10 | Drew Brees           | ..... 2000        | .....132.6         |
| 11 | Curtis Painter       | ..... 2007        | .....132.3         |
| 12 | Mike Phipps          | ..... 1969        | .....131.2         |
| 13 | Joey Elliott         | ..... 2009        | .....131.1         |
| 14 | Drew Brees           | ..... 1999        | .....130.7         |
| 15 | <b>Caleb TerBush</b> | ..... <b>2011</b> | ..... <b>129.6</b> |

### Career (300 attempts)

|    |                |               |            |
|----|----------------|---------------|------------|
| 1  | Jim Everett    | ..... 1981-85 | .....132.7 |
| 2  | Drew Brees     | ..... 1997-00 | .....132.5 |
| 3  | Brandon Kirsch | ..... 2002-05 | .....129.4 |
| 4  | Mark Herrmann  | ..... 1977-80 | .....129.2 |
|    | Joey Elliott   | ..... 2006-09 | .....129.2 |
| 6  | Kyle Orton     | ..... 2001-04 | .....128.9 |
| 7  | Rick Trefzger  | ..... 1993-96 | .....125.4 |
| 8  | Curtis Painter | ..... 2005-08 | .....124.6 |
| 9  | Scott Campbell | ..... 1980-83 | .....124.2 |
| 10 | Ron DiGravio   | ..... 1961-63 | .....123.9 |
| 11 | Bob Griese     | ..... 1964-66 | .....123.4 |
| 12 | Billy Dicken   | ..... 1994-97 | .....123.0 |
| 13 | Len Dawson     | ..... 1954-56 | .....122.6 |
| 14 | Mike Phipps    | ..... 1967-69 | .....120.8 |
| 15 | Eric Hunter    | ..... 1989-92 | .....114.6 |
| 16 | Matt Pike      | ..... 1991-93 | .....104.6 |
| 17 | Dale Samuels   | ..... 1950-52 | .....103.0 |
| 18 | Gary Danielson | ..... 1970-72 | .....101.3 |
| 19 | Doug Downing   | ..... 1984-87 | .....94.5  |
| 20 | Bob DeMoss     | ..... 1945-48 | .....93.7  |

## Total Offense

### Game

|   |   |          |
|---|---|----------|
| 1 | Curtis Painter vs. Central Michigan, 12/26/2007 | .....540 |
| 2 | Kyle Orton vs. Indiana, 11/20/2004              | .....530 |
| 3 | Drew Brees vs. Minnesota, 10/3/1998             | .....524 |
| 4 | Drew Brees vs. Michigan State, 10/16/1999       | .....501 |
| 5 | Drew Brees vs. Minnesota, 9/23/2000             | .....497 |

### Season

|    |                |            |            |
|----|----------------|------------|------------|
| 1  | Drew Brees     | ..... 2000 | .....4,189 |
| 2  | Drew Brees     | ..... 1998 | .....4,176 |
| 3  | Curtis Painter | ..... 2006 | .....4,092 |
| 4  | Drew Brees     | ..... 1999 | .....4,086 |
| 5  | Curtis Painter | ..... 2007 | .....3,826 |
| 6  | Jim Everett    | ..... 1985 | .....3,589 |
| 7  | Billy Dicken   | ..... 1997 | .....3,487 |
| 8  | Joey Elliott   | ..... 2009 | .....3,294 |
| 9  | Jim Everett    | ..... 1984 | .....3,207 |
| 10 | Kyle Orton     | ..... 2004 | .....3,202 |
| 11 | Kyle Orton     | ..... 2003 | .....3,122 |
| 12 | Mark Herrmann  | ..... 1980 | .....3,026 |
| 13 | Scott Campbell | ..... 1981 | .....2,809 |
| 14 | Mike Phipps    | ..... 1969 | .....2,745 |
| 15 | Scott Campbell | ..... 1982 | .....2,508 |

### Career

|    |                |               |             |
|----|----------------|---------------|-------------|
| 1  | Drew Brees     | ..... 1997-00 | .....12,692 |
| 2  | Curtis Painter | ..... 2005-08 | .....11,511 |
| 3  | Kyle Orton     | ..... 2001-04 | .....9,653  |
| 4  | Mark Herrmann  | ..... 1977-80 | .....9,134  |
| 5  | Scott Campbell | ..... 1980-83 | .....7,526  |
| 6  | Jim Everett    | ..... 1981-85 | .....7,284  |
| 7  | Eric Hunter    | ..... 1989-92 | .....5,984  |
| 8  | Mike Phipps    | ..... 1967-69 | .....5,883  |
| 9  | Rick Trefzger  | ..... 1993-96 | .....5,057  |
| 10 | Bob Griese     | ..... 1964-66 | .....4,983  |
| 11 | Billy Dicken   | ..... 1994-97 | .....4,694  |
| 12 | Brandon Kirsch | ..... 2002-05 | .....4,289  |
| 13 | Mike Alstott   | ..... 1992-95 | .....3,704  |
| 14 | Joey Elliott   | ..... 2006-09 | .....3,621  |
| 15 | Mark Vitali    | ..... 1974-76 | .....3,550  |
| 16 | Otis Armstrong | ..... 1970-72 | .....3,315  |
| 17 | Dale Samuels   | ..... 1950-52 | .....3,307  |
| 18 | Len Dawson     | ..... 1954-56 | .....3,241  |
| 19 | Gary Danielson | ..... 1970-72 | .....2,950  |
| 20 | Scott Dierking | ..... 1973-76 | .....2,863  |

# Little Caesars Pizza Bowl Records — Passing

## 300-Yard Passers

### — 500+ —

546 Curtis Painter (35-54) vs. Central Michigan, 12/26/2007  
522 Drew Brees (31-36) vs. Minnesota, 10/3/1998  
522 Kyle Orton (33-54) vs. Indiana, 11/20/2004  
516 Scott Campbell (31-52) vs. Ohio State, 10/31/1981  
509 Drew Brees (40-57) vs. Michigan State, 10/16/1999

### — 475-499 —

497 Jim Everett (35-55) at Ohio State, 10/19/1985  
494 Drew Brees (55-83) at Wisconsin, 10/10/1998

### — 450-474 —

464 Jim Everett (27-47) vs. Illinois, 10/12/1985  
455 Drew Brees (39-65) vs. Ohio State, 10/28/2000

### — 425-499 —

448 Curtis Painter (38-54) vs. Indiana, 11/22/2008  
439 Mark Herrmann (26-34) vs. Iowa, 11/8/1980  
431 Curtis Painter (35-49) at Northwestern, 10/14/2006

### — 400-424 —

429 Mike Phipps (28-39) vs. Stanford, 10/4/1969  
419 Kyle Orton (38-74) vs. Washington State, 12/31/2001  
416 Curtis Painter (30-39) vs. Ball State, 9/16/2006  
415 Drew Brees (32-46) vs. Kent State, 9/9/2000  
411 Kyle Orton (38-55) at Wisconsin, 10/18/2003  
409 Drew Brees (33-49) vs. Minnesota, 9/23/2000  
405 Drew Brees (32-50) vs. Northwestern, 9/25/1999

### — 375-399 —

398 Jim Everett (34-53) at Pittsburgh, 8/31/1985  
398 Curtis Painter (23-46) at Notre Dame, 9/30/2006  
388 Scott Campbell (30-43) vs. Illinois, 10/22/1983  
385 Kyle Orton (21-31) at Notre Dame, 10/2/2004  
379 Drew Brees (31-48) vs. Penn State, 10/23/1999  
378 Drew Brees (36-60) vs. Georgia, 1/1/2000

### — 350-374 —

373 Joey Elliott (39-55) vs Michigan State, 11/14/2009  
371 Mark Herrmann (24-35) at Illinois, 10/18/1980  
368 Jim Everett (27-49) vs. Notre Dame, 9/28/1985  
367 Joey Elliott (28-39) at Michigan, 11/7/2009  
366 Kyle Orton (35-50) at Illinois, 9/25/2004  
362 Drew Brees (31-44) vs. Iowa, 10/31/1998  
361 Drew Brees (39-58) at Penn State, 10/17/1998  
360 Brandon Kirsch (37-58) vs. Northwestern, 10/15/2005  
360 Curtis Painter (29-39) vs. Central Michigan, 9/15/2007  
359 Curtis Painter (29-55) at Notre Dame, 9/27/2008  
357 Curtis Painter (33-48) at Hawai'i, 11/25/2006  
354 Eric Hunter (21-37) at Notre Dame, 9/29/1990  
353 Brandon Kirsch (31-50) vs. Iowa, 10/8/2005  
352 Billy Dicken (26-38) vs. Notre Dame, 9/13/1997  
351 Mark Herrmann (24-51) vs. Notre Dame, 9/24/1977  
350 Drew Brees (36-64) vs. Wisconsin, 11/6/1999

### — 325-349 —

348 Curtis Painter (38-49) vs. Eastern Illinois, 9/8/2007  
347 Mark Herrmann (27-43) at Wisconsin, 9/13/1980  
347 Billy Dicken (33-60) vs. Penn State, 11/15/1997  
344 Eric Hunter (27-42) at Michigan, 11/4/1989  
344 Curtis Painter (29-45) vs. Michigan State, 11/10/2007  
342 John Reeves (20-40) vs. Ohio State, 10/19/1996  
340 Mark Herrmann (24-46) vs. Michigan State, 10/25/1980  
340 Jim Everett (24-32) vs. Ball State, 9/21/1985  
339 Mark Herrmann (23-36) vs. Ohio, 9/17/1977  
338 Drew Brees (24-42) at Northwestern, 11/7/1998  
338 Curtis Painter (33-48) at Minnesota, 9/22/2007  
335 Jim Everett (27-42) at Michigan State, 9/29/1984  
333 Scott Campbell (28-55) at Ohio State, 10/30/1982  
333 Shawn McCarthy (20-31) vs. Wisconsin, 10/31/1987  
333 Billy Dicken (10-22) at Minnesota, 10/11/1997  
331 Scott Campbell (29-49) at Michigan, 11/13/1982  
331 Kyle Orton (24-43) vs. Wake Forest, 9/21/2002  
329 Kyle Orton (23-26) vs. Ball State, 9/11/2004  
328 Jim Everett (23-49) at Wisconsin, 11/10/1984  
328 Rick Trefzger (33-52) at Wisconsin, 11/2/1996  
325 Billy Dicken (18-34) vs. Oklahoma State, 12/30/1997

### — 300-324 —

324 Scott Campbell (24-43) at Michigan State, 10/23/1982  
323 Mark Herrmann (19-23) vs. Indiana, 11/22/1980  
320 Drew Brees (25-39) vs. Central Michigan, 9/18/1999  
318 Drew Brees (25-42) vs. Central Michigan, 9/2/2000  
317 Scott Hoffman (31-54) vs. Ohio State, 10/20/1990  
317 Drew Brees (24-40) vs. Notre Dame, 9/11/1999  
315 Jim Everett (34-51) vs. Michigan State, 10/26/1985  
315 Jim Everett (23-32) vs. Iowa, 11/16/1985  
315 Curtis Painter (29-48) vs. Iowa, 10/20/2007  
313 Joey Elliott (20-28) vs Northwestern, 10/3/2009  
312 Jim Everett (25-35) at Northwestern, 10/27/1984  
311 Billy Dicken (16-22) vs. Wisconsin, 10/18/1997  
306 Brandon Hance (22-36) at Minnesota, 9/29/2001  
303 Mark Herrmann (21-39) vs. Tennessee, 12/31/1979  
301 Rick Trefzger (18-35) vs. Indiana, 11/23/1996  
300 Gary Danielson (15-20) vs. Minnesota, 10/9/1971  
300 Scott Campbell (30-50) vs. Michigan State, 10/1/1983

## Consecutive 300-Yard Passing Games

3 Jim Everett, 1985  
Jim Everett, 1985  
Drew Brees, 1998  
Drew Brees, 1999  
Kyle Orton, 2004  
Curtis Painter, 2007

## Season 300-Yard Passing Games

7 Jim Everett, 1985  
Drew Brees, 1999  
6 Curtis Painter, 2007  
5 Mark Herrmann, 1980  
Billy Dicken, 1997  
Drew Brees, 1998

## Career 300-Yard Passing Games

16 Drew Brees  
12 Curtis Painter  
10 Jim Everett  
8 Mark Herrmann  
7 Kyle Orton  
6 Scott Campbell  
5 Billy Dicken  
3 Joey Elliott  
2 Eric Hunter, Brandon Kirsch, Rick Trefzger  
1 Gary Danielson, Brandon Hance, Scott Hoffman, Shawn McCarthy, Mike Phipps, John Reeves

# Little Caesars Pizza Bowl Records — Receiving

## Receptions

### Game

|   |   |    |
|---|---|----|
| 1 | Chris Daniels vs. Michigan State, 10/16/1999..... | 21 |
| 2 | Randall Lane at Wisconsin, 10/10/1998.....        | 18 |
| 3 | Taylor Stubblefield vs. Bowling Green, 9/6/2003.. | 16 |
|   | Taylor Stubblefield at Wisconsin, 10/18/2003...   | 16 |
|   | Dorien Bryant vs. Northwestern, 10/15/2005.....   | 16 |

### Season

|    |                          |      |       |     |
|----|--------------------------|------|-------|-----|
| 1  | Chris Daniels.....       | 1999 | ..... | 121 |
| 2  | Rodney Carter.....       | 1985 | ..... | 98  |
| 3  | Keith Smith.....         | 2009 | ..... | 91  |
| 4  | Taylor Stubblefield..... | 2004 | ..... | 89  |
| 5  | Dorien Bryant.....       | 2006 | ..... | 87  |
|    | Dorien Bryant.....       | 2007 | ..... | 87  |
| 7  | Taylor Stubblefield..... | 2003 | ..... | 86  |
| 8  | Isaac Jones.....         | 1998 | ..... | 83  |
| 9  | Dorien Bryant.....       | 2005 | ..... | 80  |
| 10 | Taylor Stubblefield..... | 2002 | ..... | 77  |
|    | John Standeford.....     | 2003 | ..... | 77  |
| 12 | John Standeford.....     | 2002 | ..... | 75  |
| 13 | Taylor Stubblefield..... | 2001 | ..... | 73  |
| 14 | Vinny Sutherland.....    | 2000 | ..... | 72  |
| 15 | Dave Young.....          | 1980 | ..... | 70  |

### Career

|    |                          |         |       |     |
|----|--------------------------|---------|-------|-----|
| 1  | Taylor Stubblefield..... | 2001-04 | ..... | 325 |
| 2  | Dorien Bryant.....       | 2004-07 | ..... | 292 |
| 3  | John Standeford.....     | 2000-03 | ..... | 266 |
| 4  | Tim Stratton.....        | 1998-01 | ..... | 204 |
| 5  | Greg Orton.....          | 2005-08 | ..... | 203 |
| 6  | Rodney Carter.....       | 1982-85 | ..... | 181 |
| 7  | Dave Young.....          | 1977-80 | ..... | 180 |
| 8  | Vinny Sutherland.....    | 1997-00 | ..... | 176 |
| 9  | Chris Daniels.....       | 1996-99 | ..... | 170 |
| 10 | Brian Alford.....        | 1994-97 | ..... | 164 |
| 11 | Keith Smith.....         | 2006-10 | ..... | 158 |
| 12 | Isaac Jones.....         | 1995-98 | ..... | 154 |
| 13 | Steve Griffin.....       | 1982-85 | ..... | 146 |
| 14 | Jim Beirne.....          | 1965-67 | ..... | 142 |
|    | Dustin Keller.....       | 2004-07 | ..... | 142 |
| 16 | Bart Burrell.....        | 1977-80 | ..... | 140 |
| 17 | Calvin Williams.....     | 1986-89 | ..... | 138 |
| 18 | Randall Lane.....        | 1998-99 | ..... | 119 |
| 19 | Cliff Benson.....        | 1980-83 | ..... | 117 |
| 20 | Bob Hadrack.....         | 1963-65 | ..... | 113 |

## Receiving Yards

### Game

|   |   |     |
|---|---|-----|
| 1 | Chris Daniels vs. Michigan State, 10/16/1999..... | 301 |
| 2 | Selwyn Lymon at Notre Dame, 9/30/2006...          | 238 |
| 3 | Brian Alford at Minnesota, 10/11/1997.....        | 215 |
| 4 | Brian Alford at Toledo, 9/6/1997.....             | 209 |
|   | Kyle Ingraham vs. Indiana, 11/20/2004.....        | 209 |

### Season

|    |                          |      |       |       |
|----|--------------------------|------|-------|-------|
| 1  | John Standeford.....     | 2002 | ..... | 1,307 |
| 2  | Chris Daniels.....       | 1999 | ..... | 1,236 |
| 3  | Brian Alford.....        | 1997 | ..... | 1,228 |
| 4  | John Standeford.....     | 2003 | ..... | 1,150 |
| 5  | Keith Smith.....         | 2009 | ..... | 1,100 |
| 6  | Rodney Carter.....       | 1985 | ..... | 1,099 |
| 7  | Taylor Stubblefield..... | 2004 | ..... | 1,095 |
| 8  | Dorien Bryant.....       | 2006 | ..... | 1,068 |
| 9  | Steve Griffin.....       | 1984 | ..... | 1,060 |
| 10 | Brian Alford.....        | 1996 | ..... | 1,057 |
| 11 | Vinny Sutherland.....    | 2000 | ..... | 1,014 |
| 12 | Bart Burrell.....        | 1980 | ..... | 1,001 |
| 13 | Steve Bryant.....        | 1981 | ..... | 971   |
| 14 | Dorien Bryant.....       | 2005 | ..... | 960   |
| 15 | Dave Young.....          | 1980 | ..... | 959   |

### Career

|    |                          |         |       |       |
|----|--------------------------|---------|-------|-------|
| 1  | John Standeford.....     | 2000-03 | ..... | 3,788 |
| 2  | Taylor Stubblefield..... | 2001-04 | ..... | 3,629 |
| 3  | Dorien Bryant.....       | 2004-07 | ..... | 3,548 |
| 4  | Brian Alford.....        | 1994-97 | ..... | 3,029 |
| 5  | Vinny Sutherland.....    | 1997-00 | ..... | 2,370 |
| 6  | Greg Orton.....          | 2005-08 | ..... | 2,356 |
| 7  | Dave Young.....          | 1977-80 | ..... | 2,316 |
| 8  | Steve Griffin.....       | 1982-85 | ..... | 2,234 |
| 9  | Bart Burrell.....        | 1977-80 | ..... | 2,126 |
| 10 | Tim Stratton.....        | 1998-01 | ..... | 2,088 |
| 11 | Dustin Keller.....       | 2004-07 | ..... | 1,882 |
| 12 | Jim Beirne.....          | 1965-67 | ..... | 1,864 |
| 13 | Steve Bryant.....        | 1980-81 | ..... | 1,863 |
| 14 | Calvin Williams.....     | 1986-89 | ..... | 1,855 |
| 15 | Chris Daniels.....       | 1996-99 | ..... | 1,845 |
| 16 | Rodney Carter.....       | 1982-85 | ..... | 1,814 |
| 17 | Isaac Jones.....         | 1995-98 | ..... | 1,763 |
| 18 | Keith Smith.....         | 2006-10 | ..... | 1,709 |
| 19 | Randall Lane.....        | 1998-99 | ..... | 1,630 |
| 20 | Cliff Benson.....        | 1980-83 | ..... | 1,546 |

## Receiving Touchdowns

### Game

|   |  |   |
|---|--|---|
| 1 | Reggie Arnold vs. Iowa, 10/22/1977.....          | 4 |
| 2 | Bernie Flowers at Illinois, 10/25/1952.....      | 3 |
|   | Steve Bryant vs. Michigan State, 10/24/1981..    | 3 |
|   | Lance Scheib vs. Pittsburgh, 9/20/1986.....      | 3 |
|   | Calvin Williams at Michigan, 11/4/1989.....      | 3 |
|   | Rodney Dennis vs. Northwestern, 11/11/1989...    | 3 |
|   | Brian Alford at Northwestern, 11/16/1996.....    | 3 |
|   | Chris Daniels vs. Michigan State, 10/16/1999..   | 3 |
|   | John Standeford at Northwestern, 10/14/2000..    | 3 |
|   | Taylor Stubblefield vs. Ball State, 9/11/2004... | 3 |
|   | Taylor Stubblefield at Illinois, 9/25/2004.....  | 3 |
|   | Taylor Stubblefield vs. Indiana, 11/20/2004....  | 3 |

### Season

|    |                          |      |       |    |
|----|--------------------------|------|-------|----|
| 1  | Taylor Stubblefield..... | 2004 | ..... | 16 |
| 2  | Vinny Sutherland.....    | 2000 | ..... | 13 |
|    | John Standeford.....     | 2002 | ..... | 13 |
| 4  | Brian Alford.....        | 1996 | ..... | 12 |
| 5  | Ashley Bell.....         | 1969 | ..... | 11 |
|    | Steve Bryant.....        | 1981 | ..... | 11 |
| 7  | Dave Young.....          | 1979 | ..... | 10 |
|    | Brian Alford.....        | 1997 | ..... | 10 |
| 9  | Dave Young.....          | 1980 | ..... | 9  |
| 10 | Jim Beirne.....          | 1968 | ..... | 8  |
|    | Reggie Arnold.....       | 1977 | ..... | 8  |
|    | Bart Burrell.....        | 1980 | ..... | 8  |
|    | Brian Alford.....        | 1995 | ..... | 8  |
|    | Gabe Cox.....            | 1998 | ..... | 8  |
|    | Dorien Bryant.....       | 2007 | ..... | 8  |

### Career

|    |                          |         |       |    |
|----|--------------------------|---------|-------|----|
| 1  | Brian Alford.....        | 1994-97 | ..... | 31 |
| 2  | Dave Young.....          | 1977-80 | ..... | 27 |
|    | John Standeford.....     | 2000-03 | ..... | 27 |
| 4  | Vinny Sutherland.....    | 1997-00 | ..... | 25 |
| 5  | Taylor Stubblefield..... | 2001-04 | ..... | 21 |
|    | Dorien Bryant.....       | 2004-07 | ..... | 21 |
| 7  | Jim Beirne.....          | 1965-67 | ..... | 17 |
|    | Calvin Williams.....     | 1986-89 | ..... | 17 |
| 9  | Dustin Keller.....       | 2004-07 | ..... | 16 |
| 10 | Steve Bryant.....        | 1980-81 | ..... | 15 |
|    | Chris Daniels.....       | 1996-99 | ..... | 15 |
|    | Tim Stratton.....        | 1998-01 | ..... | 15 |
| 13 | Bart Burrell.....        | 1977-80 | ..... | 14 |
| 14 | Greg Orton.....          | 2005-08 | ..... | 13 |
| 15 | Ashley Bell.....         | 1969-71 | ..... | 12 |
|    | Steve Griffin.....       | 1982-85 | ..... | 12 |
|    | Isaac Jones.....         | 1995-98 | ..... | 12 |
|    | Randall Lane.....        | 1998-99 | ..... | 12 |
| 19 | Cliff Benson.....        | 1980-83 | ..... | 11 |
| 20 | Rodney Dennis.....       | 1989-92 | ..... | 10 |

# Little Caesars Pizza Bowl Records — Receiving

## All-Purpose Yards

### Game

|   |  |     |
|---|--|-----|
| 1 | Otis Armstrong vs. Indiana, 11/25/1972           | 312 |
|   | (276 rushing, 36 kickoff returns)                |     |
| 2 | Vinny Sutherland vs. Central Michigan, 9/18/1999 | 306 |
|   | (30 rushing, 134 receiving, 142 punt returns)    |     |
| 3 | Chris Daniels vs. Michigan State, 10/16/1999     | 301 |
|   | (301 receiving)                                  |     |
| 4 | Leroy Keyes vs. Indiana, 11/23/1968              | 289 |
|   | (140 rushing, 149 receiving)                     |     |
| 5 | Otis Armstrong at Washington, 9/18/1971          | 279 |
|   | (121 rushing, 2 receiving, 156 kickoff returns)  |     |

### Season

|    |                  |      |       |
|----|------------------|------|-------|
| 1  | Dorien Bryant    | 2007 | 2,121 |
| 2  | Leroy Keyes      | 1967 | 1,870 |
| 3  | Otis Armstrong   | 1972 | 1,868 |
| 4  | Vinny Sutherland | 2000 | 1,760 |
| 5  | Dorien Bryant    | 2006 | 1,708 |
| 6  | Kory Sheets      | 2008 | 1,643 |
| 7  | Mike Alstott     | 1995 | 1,598 |
| 8  | Stan Brown       | 1969 | 1,588 |
| 9  | Dorien Bryant    | 2005 | 1,561 |
| 10 | Otis Armstrong   | 1971 | 1,559 |
| 11 | Anthony Hardy    | 1987 | 1,526 |
| 12 | Mike Alstott     | 1994 | 1,486 |
| 13 | Leroy Keyes      | 1968 | 1,431 |
| 14 | Kory Sheets      | 2006 | 1,423 |
| 15 | Jermaine Ross    | 1993 | 1,391 |

### Career

|    |                     |         |       |
|----|---------------------|---------|-------|
| 1  | Dorien Bryant       | 2004-07 | 6,219 |
| 2  | Kory Sheets         | 2005-08 | 4,944 |
| 3  | Mike Alstott        | 1992-95 | 4,710 |
| 4  | Otis Armstrong      | 1970-72 | 4,601 |
| 5  | Vinny Sutherland    | 1997-00 | 4,005 |
| 6  | Taylor Stubblefield | 2001-04 | 3,805 |
| 7  | John Standeford     | 2000-03 | 3,796 |
| 8  | Leroy Keyes         | 1966-68 | 3,757 |
| 9  | Scott Dierking      | 1973-76 | 3,561 |
| 10 | Jerod Void          | 2002-05 | 3,199 |
| 11 | Edwin Watson        | 1994-97 | 3,196 |
| 12 | Harry Szulborski    | 1946-49 | 3,103 |
| 13 | Brian Alford        | 1994-97 | 3,085 |
| 14 | Ernest Calloway     | 1990-92 | 3,042 |
| 15 | Rodney Carter       | 1982-85 | 3,038 |
| 16 | Steve Griffin       | 1982-85 | 2,901 |
| 17 | Corey Rogers        | 1991-95 | 2,853 |
| 18 | Stan Brown          | 1968-70 | 2,787 |
| 19 | Montrell Lowe       | 1999-02 | 2,783 |
| 20 | Jermaine Ross       | 1990-93 | 2,764 |

## 100-Yard Receivers

### — 300+ —

|     |  |           |
|-----|--|-----------|
| 301 | Chris Daniels vs. Michigan State, 10/16/1999 | (21 rec.) |
|-----|--|-----------|

### — 200-299 —

|     |                                       |      |
|-----|---------------------------------------|------|
| 238 | Selwyn Lymon at Notre Dame, 9/30/2006 | (8)  |
| 215 | Brian Alford at Minnesota, 10/11/1997 | (4)  |
| 209 | Brian Alford at Toledo, 9/6/1997      | (10) |
| 209 | Kyle Ingraham vs. Indiana, 11/20/2004 | (11) |
| 200 | Bart Burrell at Wisconsin, 9/13/1980  | (13) |

### — 190-199 —

|     |  |      |
|-----|--|------|
| 196 | Taylor Stubblefield vs. Washington State, 12/31/2001 | (9)  |
| 195 | Steve Bryant vs. Ohio State, 10/31/1981              | (10) |
| 191 | John Standeford vs. Wake Forest, 9/21/2002           | (6)  |
| 190 | Rodney Carter at Ohio State, 10/19/1985              | (15) |

### — 180-189 —

|     |  |      |
|-----|--|------|
| 186 | Bart Burrell at Illinois, 10/18/1980         | (10) |
| 186 | Brian Alford at Northwestern, 11/16/1996     | (7)  |
| 184 | Leroy Keyes vs. Northwestern, 10/7/1967      | (6)  |
| 184 | John Standeford at Wisconsin, 10/18/2003     | (14) |
| 181 | Taylor Stubblefield at Notre Dame, 10/2/2004 | (7)  |
| 180 | Larry Burton vs. Wisconsin, 9/14/1974        |      |
| 180 | Steve Bryant vs. Iowa, 11/8/1980             | (8)  |

### — 170-179 —

|     |   |      |
|-----|---|------|
| 178 | Randall Lane at Wisconsin, 10/10/1998     | (18) |
| 175 | Desmond Tardy at Notre Dame, 9/27/2008    | (10) |
| 172 | Reggie Arnold vs. Iowa, 10/22/1977        | (7)  |
| 172 | Dave Young vs. Michigan State, 10/25/1980 | (12) |
| 172 | Brian Alford at Minnesota, 10/7/1995      | (6)  |
| 171 | Anthony Hardy vs. Wisconsin, 10/31/1987   | (9)  |

### — 160-169 —

|     |   |      |
|-----|---|------|
| 167 | Dorien Bryant vs. Iowa, 10/20/2007      | (9)  |
| 166 | Burt Thornton vs. Minnesota, 10/8/1994  | (9)  |
| 165 | Cliff Benson vs. Ohio State, 10/31/1981 | (8)  |
| 164 | Burt Thornton at Wisconsin, 10/15/1994  | (6)  |
| 162 | Brian Alford vs. Indiana, 11/23/1996    | (5)  |
| 161 | John Standeford at Illinois, 10/12/2002 | (11) |

### — 150-159 —

|     |  |      |
|-----|--|------|
| 159 | Jim Finley at Michigan, 10/16/1965             | (11) |
| 159 | Cliff Benson vs. Indiana, 11/20/1982           | (8)  |
| 159 | Willie Tillman at Wisconsin, 11/2/1996         | (12) |
| 158 | Rodney Carter vs. Illinois, 10/12/1985         | (11) |
| 156 | Calvin Williams at Michigan, 11/4/1989         | (13) |
| 156 | Brian Alford at Michigan State, 8/31/1996      | (9)  |
| 154 | Dorien Bryant vs. Indiana State, 9/2/2006      | (6)  |
| 153 | Taylor Stubblefield at Iowa, 11/6/2004         | (15) |
| 153 | Dorien Bryant vs. Northwestern, 10/15/2005     | (16) |
| 152 | Stan Brown vs. Michigan State, 11/8/1969       | (7)  |
| 152 | Vinny Sutherland vs. Penn State, 10/23/1999    | (10) |
| 152 | Keith Smith vs. Michigan State, 11/14/2009     | (15) |
| 151 | John Standeford at Indiana, 11/22/2003         | (6)  |
| 150 | Dorien Bryant at Minnesota, 9/22/2007          | (12) |
| 150 | Dustin Keller vs. Central Michigan, 12/26/2007 | (7)  |

### — 140-149 —

|     |   |      |
|-----|---|------|
| 149 | Leroy Keyes vs. Indiana, 11/23/1968             | (6)  |
| 149 | Taylor Stubblefield at Iowa, 10/5/2002          | (13) |
| 148 | Dave Young vs. Indiana, 11/22/1980              | (8)  |
| 148 | Dustin Keller vs. Ball State, 9/16/2006         | (4)  |
| 147 | Bob Dillingham at Notre Dame, 9/28/1968         | (11) |
| 147 | Brian Alford at Iowa, 11/1/1997                 | (5)  |
| 146 | Rodney Dennis vs. Northwestern, 11/11/1989      | (4)  |
| 145 | Ashley Bell vs. Stanford, 10/4/1969             | (9)  |
| 144 | Darryl Stingley vs. Minnesota, 10/9/1971        | (6)  |
| 144 | Bart Burrell vs. Tennessee, 12/31/1979          | (8)  |
| 144 | Greg Orton at Northwestern, 10/14/2006          | (13) |
| 143 | Ray Smith vs. Wisconsin, 9/8/1979               | (6)  |
| 143 | Dave Young vs. Iowa, 11/8/1980                  | (8)  |
| 143 | Rodney Carter vs. Northwestern, 11/2/1985       | (10) |
| 143 | John Standeford vs. Western Michigan, 9/14/2002 | (6)  |
| 142 | John Kerr at Iowa, 11/6/1954                    | (5)  |
| 142 | Vinny Sutherland vs. Ohio State, 10/28/2000     | (10) |
| 141 | Dorien Bryant vs. Iowa, 10/8/2005               | (10) |
| 140 | Darryl Stingley vs. Michigan, 11/13/1971        | (5)  |
| 140 | Mark Jackson vs. Illinois, 10/12/1985           | (6)  |

### — 130-139 —

|     |  |      |
|-----|--|------|
| 139 | Steve Bryant at Illinois, 10/18/1980             | (9)  |
| 139 | Taylor Stubblefield vs. Bowling Green, 9/6/2003  | (16) |
| 138 | Taylor Stubblefield vs. Indiana, 11/20/2004      | (14) |
| 137 | Randall Lane vs. Minnesota, 10/3/1998            | (6)  |
| 136 | Bob Hadrick vs. Southern Methodist, 10/2/1965    | (11) |
| 136 | John Standeford at Michigan State, 11/16/2002    | (5)  |
| 136 | Greg Orton vs. Central Michigan, 12/26/2007      | (9)  |
| 136 | Keith Smith vs. Indiana, 11/22/2008              | (12) |
| 136 | Keith Smith vs. Notre Dame, 9/26/2009            | (11) |
| 134 | Vinny Sutherland vs. Central Michigan, 9/18/1999 | (7)  |
| 133 | Gabe Cox vs. Minnesota, 10/3/1998                | (6)  |
| 132 | Mark Jackson vs. Ball State, 9/21/1985           | (7)  |
| 132 | Mark Jackson at Ohio State, 10/19/1985           | (6)  |
| 131 | Steve Griffin vs. Ohio State, 10/6/1984          | (6)  |
| 131 | Rick Brunner at Illinois, 10/20/1984             | (10) |
| 131 | Chris Daniels at Wisconsin, 10/10/1998           | (14) |
| 131 | Dorien Bryant vs. Indiana, 11/20/2004            | (5)  |
| 131 | Desmond Tardy at Iowa, 11/15/2008                | (13) |
| 130 | Steve Griffin at Michigan State, 9/29/1984       | (8)  |
| 130 | Jeff Hill vs. Western Michigan, 9/11/1993        | (4)  |
| 130 | Taylor Stubblefield at Wisconsin, 10/18/2003     | (16) |

### — 120-129 —

|     |  |      |
|-----|--|------|
| 128 | Everett Pickens vs. Illinois, 10/10/1981     | (8)  |
| 127 | Vinny Sutherland vs. Michigan, 10/7/2000     | (11) |
| 127 | Dorien Bryant vs. Notre Dame, 10/1/2005      | (14) |
| 126 | Brian Alford at Penn State, 10/12/1996       | (9)  |
| 126 | Tim Stratton vs. Wisconsin, 11/6/1999        | (10) |
| 126 | Keith Smith at Minnesota, 10/10/2009         | (7)  |
| 125 | Jim Beirne vs. Illinois, 10/29/1966          | (9)  |
| 125 | Chris Daniels at Central Florida, 9/4/1999   | (8)  |
| 125 | Keith Smith vs. Ohio State, 10/17/2009       | (12) |
| 124 | Vinny Sutherland vs. Northwestern, 9/25/1999 | (9)  |
| 123 | Jim Beirne vs. Texas A&M, 9/23/1967          | (8)  |
| 123 | Rick Sayers vs. Michigan State, 10/30/1971   | (9)  |
| 123 | Chris Daniels vs. Notre Dame, 9/11/1999      | (13) |
| 122 | Jim Whitmer at Michigan State, 10/23/1954    | (2)  |
| 122 | Rick Sayers vs. Minnesota, 10/9/1971         | (6)  |
| 121 | Randall Lane vs. Notre Dame, 9/11/1999       | (5)  |

## Little Caesars Pizza Bowl Records — Receiving

121 Taylor Stubblefield vs. Syracuse, 9/5/2004 (5)  
 120 Leroy Keyes at Iowa, 10/28/1967 (5)  
 120 Steve Bryant vs. Michigan State, 10/24/1981 (8)  
 120 Steve Griffin at Wisconsin, 11/10/1984 (8)  
 120 Brian Alford vs. Ohio State, 10/19/1996 (8)

### — 110-119 —

119 Jim Beirne vs. Iowa, 10/8/1966 (8)  
 119 Jeff Price vs. Northwestern, 10/29/1983 (7)  
 119 Rodney Carter vs. Michigan State, 10/26/1985 (13)  
 119 Isaac Jones at USC, 8/30/1998 (10)  
 119 Dustin Keller vs. Minnesota, 9/23/2006 (6)  
 118 Marty Scott at Northwestern, 10/27/1984 (9)  
 118 John Standeford vs. Notre Dame, 12/1/2001 (10)  
 117 Randy Cooper vs. Stanford, 10/4/1969 (6)  
 117 Reggie Arnold vs. Ohio, 9/17/1977 (6)  
 117 Ernest Calloway at California, 9/14/1991 (7)  
 117 Kyle Ingraham vs. Iowa, 10/8/2005 (10)  
 117 Keith Smith vs. Toledo, 9/5/2009 (8)  
 117 Cortez Smith vs. Ball State, 9/18/2010 (5)  
 116 Dave Young at Wisconsin, 11/11/1978 (4)  
 115 Steve Bryant at Wisconsin, 10/3/1981 (7)  
 115 Edwin Watson at Minnesota, 10/11/1997 (4)  
 115 Brian Alford at Indiana, 11/22/1997 (5)  
 115 Seth Morales vs. Ohio State, 10/28/2000 (7)  
 115 Taylor Stubblefield at Illinois, 9/25/2004 (11)  
 114 Bob Hadrick at Iowa, 10/9/1965 (9)  
 114 Ernest Calloway at Notre Dame, 9/29/1990 (3)  
 114 Desmond Tardy vs. Indiana, 11/22/2008 (9)  
 113 Bob Hadrick vs. Notre Dame, 9/25/1965 (8)  
 113 Bart Burrell vs. Missouri, 12/27/1980 (8)  
 113 Rodney Carter at Indiana, 11/23/1985 (9)  
 113 Ernest Calloway at Indiana, 11/23/1991 (4)  
 113 Brian Alford vs. Michigan State, 9/23/1995 (4)  
 113 Isaac Jones vs. Iowa, 10/31/1998 (11)  
 113 Randall Lane at Indiana, 11/20/1999 (6)  
 112 Steve Griffin vs. Michigan, 11/3/1984 (6)  
 112 Randall Lane at Northwestern, 11/7/1998 (4)  
 112 Vinny Sutherland at Notre Dame, 9/16/2000 (4)  
 112 Greg Orton vs. Indiana, 11/18/2006 (6)  
 112 Jake Standeford vs. Central Michigan, 12/26/2007 (8)  
 112 Desmond Tardy vs. Northern Colorado, 9/6/2008 (3)  
 111 John Standeford vs. Arizona, 9/20/2003 (4)  
 111 Dorien Bryant vs. Eastern Illinois, 9/8/2007 (12)  
 110 Steve Griffin vs. Iowa, 11/16/1985 (4)  
 110 John Standeford at Notre Dame, 9/7/2002 (5)

### — 100-109 —

109 Calvin Williams vs. Michigan State, 10/28/1989 (7)  
 109 Jon Blackman vs. Wisconsin, 10/18/1997 (3)  
 109 Brian Alford at Illinois, 10/25/1997 (7)  
 108 Bernie Flowers vs. Notre Dame, 10/18/1952 (4)  
 108 Leroy Keyes vs. Notre Dame, 9/30/1967 (9)  
 108 Darryl Stingley at Indiana, 11/20/1971 (4)  
 108 Ray Smith at Michigan State, 9/10/1977 (6)  
 108 Anthony Hardy at Iowa, 10/24/1987 (7)  
 108 Ernest Calloway vs. Indiana, 11/24/1990 (9)  
 108 Craig Allen at Ohio State, 10/22/1994 (3)  
 107 Reggie Arnold at Michigan State, 9/10/1977 (7)  
 107 Calvin Williams vs. Ohio State, 10/17/1987 (8)  
 107 Dustin Keller at Toledo, 9/1/2007 (3)  
 106 Randy Minniear at Indiana, 11/30/1963 (3)

106 Steve Griffin vs. Iowa, 10/13/1984 (7)  
 106 Ernie Schramayr at Ohio State, 10/15/1988 (13)  
 106 Isaac Jones vs. Penn State, 11/15/1997 (10)  
 105 Bart Burrell at Minnesota, 10/6/1979 (8)  
 105 Steve Bryant vs. Illinois, 10/10/1981 (7)  
 105 Tim Stratton vs. Kent State, 9/9/2000 (7)  
 105 Tim Stratton vs. Minnesota, 9/23/2000 (9)  
 105 John Standeford at Iowa, 10/5/2002 (6)  
 105 John Standeford vs. Washington, 12/31/2002 (10)  
**105 Antavian Edison vs. Notre Dame 10/1/2011 (7)**  
 104 Taylor Stubblefield vs. Michigan, 10/19/2002 (11)  
 103 Mike Harris at UCLA, 9/15/1979 (6)  
 103 Steve Griffin vs. Indiana, 11/17/1984 (6)  
 103 Rodney Dennis at Northwestern, 10/5/1991 (5)  
 103 Tim Stratton vs. Michigan State, 10/16/1999 (7)  
 103 Chris Daniels vs. Georgia, 1/1/2000 (12)  
 103 John Standeford vs. Washington State, 12/31/2001 (12)  
 103 Taylor Stubblefield vs. Indiana, 11/23/2002 (10)  
 102 Jim Beirne vs. Ohio, 9/17/1966 (8)  
 102 Joe Linville vs. Michigan State, 10/24/1981 (7)  
 102 Cliff Benson at Ohio State, 10/30/1982 (6)  
 102 Cliff Benson at Michigan, 11/13/1982 (8)  
 102 Steve Griffin vs. Miami (Fla.), 9/15/1984 (7)  
 102 Steve Griffin at Pittsburgh, 8/31/1985 (7)  
 102 Calvin Williams at Washington, 9/16/1989 (4)  
 102 Isaac Jones vs. Ohio State, 10/19/1996 (3)  
 102 Edwin Watson vs. Oklahoma State, 12/30/1997 (5)  
 102 John Standeford vs. Georgia, 1/1/2004 (7)  
 101 Darryl Stingley vs. Indiana, 11/25/1972 (2)  
 101 Paul Beery at USC, 9/27/1975 (6)  
 101 Rodney Dennis vs. Washington, 9/15/1990 (3)  
 101 Cliff Jackson vs. Minnesota, 10/3/1998 (4)  
 101 Chris Daniels at Minnesota, 10/30/1999 (13)  
 101 John Standeford vs. Illinois, 10/4/2003 (6)  
 101 Dorien Bryant vs. Maryland, 12/29/2006 (8)  
 101 Dustin Keller vs. Ohio State, 10/6/2007 (7)  
 101 Keith Smith vs. Northwestern, 10/3/2009 (7)  
 101 Aaron Valentin vs. Northwestern, 10/3/2009 (4)  
 100 Jack Elwell at Michigan, 10/21/1961 (2)  
 100 Larry Burton vs. Indiana, 11/23/1974 (3)  
 100 Vinny Sutherland vs. Notre Dame, 9/13/1997 (8)  
 100 Tim Stratton vs. Ohio State, 10/28/2000 (12)  
 100 Charles Davis at Minnesota, 9/24/2005 (5)  
 100 Greg Orton at Northwestern, 10/18/2008 (7)

### 100 x 2

A player has recorded 100-plus yards in two statistical categories in the same game nine times in Purdue history. Leroy Keyes and Dorien Bryant are the only Boilermakers to accomplish the feat more than once. Five of the nine occurrences came at Ross-Ade Stadium and two came against Indiana, the only opponent to see the feat more than once.

Leroy Keyes at Iowa, Oct. 28, 1967  
 145 rushing / 120 receiving

Leroy Keyes vs. Indiana, Nov. 23, 1968  
 140 rushing / 149 receiving

Mike Phipps at TCU, Sept. 20, 1969  
 104 rushing / 286 passing

Otis Armstrong at Washington, Sept. 18, 1971  
 121 rushing / 156 kickoff returning

Eric Hunter vs. Indiana, Nov. 21, 1992  
 117 rushing / 163 passing

Vinny Sutherland vs. Central Michigan, Sept. 18, 1999  
 134 receiving / 142 punt returning

Brandon Kirsch at Michigan State, Nov. 16, 2002  
 125 rushing / 208 passing

Dorien Bryant vs. Notre Dame, Oct. 1, 2005  
 127 receiving / 102 kickoff returning

Dorien Bryant vs. Northwestern, Oct. 15, 2005  
 153 receiving / 113 kickoff returning

# Little Caesars Pizza Bowl Records — Receiving // Scoring

## Consecutive 100-Yard Receiving Games

- 4 Rodney Carter, 1985  
Keith Smith, 2009
- 3 Bob Hadrick, 1965
- 3 Steve Griffin, 1984
- 3 Steve Griffin, 1984
- 3 John Standeford, 2002
- 3 Dorian Bryant, 2005

## Season 100-Yard Receiving Games

- 7 Steve Griffin, 1984
- 7 John Standeford, 2002
- 6 Keith Smith, 2009
- 5 Rodney Carter, 1985
- 5 Brian Alford, 1996
- 5 Brian Alford, 1997
- 5 Chris Daniels, 1999
- 5 John Standeford, 2003
- 5 Taylor Stubblefield, 2004

## Career 100-Yard Receiving Games

- 14 John Standeford
- 12 Brian Alford
- 11 Taylor Stubblefield
- 9 Dorian Bryant, Steve Griffin
- 7 Keith Smith, Vinny Sutherland
- 6 Steve Bryant, Chris Daniels
- 5 Bart Burrell, Rodney Carter, Dustin Keller,  
Randall Lane, Tim Stratton
- 4 Jim Beirne, Cliff Benson, Ernest Calloway,  
Isaac Jones, Leroy Keyes, Greg Orton,  
Darryl Stingley, Desmond Tardy,  
Calvin Williams, Dave Young
- 3 Reggie Arnold, Rodney Dennis, Bob Hadrick,  
Mark Jackson
- 2 Larry Burton, Anthony Hardy, Kyle Ingraham,  
Rick Sayers, Ray Smith, Burt Thornton,  
Edwin Watson
- 1 Craig Allen, Paul Beery, Ashley Bell,  
Jon Blackman, Stan Brown, Rick Brunner,  
Randy Cooper, Gabe Cox, Charles Davis,  
Bob Dillingham, Antavian Edison, Jack Elwell,  
Jim Finley, Bernie Flowers, Mike Harris,  
Jeff Hill, Cliff Jackson, John Kerr, Joe Linville,  
Selwyn Lymon, Randy Minniear, Seth Morales,  
Everett Pickens, Jeff Price, Ernie Schramayr,  
Marty Scott, Cortez Smith, Jake Standeford,  
Willie Tillman, Jim Whitmer, Aaron Valentin

## 100-Yard Receiving Trios

- Oct. 3, 1998 vs. Minnesota** -  
Randall Lane (137), Gabe Cox (133) and Cliff Jackson (101)
- Oct. 28, 2000 vs. Ohio State** -  
Vinny Sutherland (142), Seth Morales (115) and Tim Stratton (100)
- Nov. 20, 2004 vs. Indiana** -  
Kyle Ingraham (209), Taylor Stubblefield (138) and Dorian Bryant (131)
- Dec. 26, 2007 vs. Central Michigan** -  
Dustin Keller (150), Greg Orton (136) and Jake Standeford (112)

## 100-Yard Receiving Duos

- Oct. 29, 1966 vs. Illinois** -  
Jim Beirne (125) and Jim Finley (103)
- Oct. 4, 1969 vs. Stanford** -  
Ashley Bell (145) and Randy Cooper (117)
- Oct. 9, 1971 vs. Minnesota** -  
Darryl Stingley (144) and Rick Sayers (122)
- Sept. 10, 1977 at Michigan State** -  
Ray Smith (108) and Reggie Arnold (107)
- Oct. 18, 1980 at Illinois** -  
Bart Burrell (186) and Steve Bryant (139)
- Nov. 8, 1980 vs. Iowa** -  
Steve Bryant (180) and Dave Young (143)
- Oct. 10, 1981 vs. Illinois** -  
Everett Pickens (128) and Steve Bryant (105)
- Oct. 24, 1981 vs. Michigan State** -  
Steve Bryant (120) and Joe Linville (102)
- Oct. 31, 1981 vs. Ohio State** -  
Steve Bryant (195) and Cliff Benson (165)
- Oct. 12, 1985 vs. Illinois** -  
Rodney Carter (158) and Mark Jackson (140)
- Oct. 19, 1985 at Ohio State** -  
Rodney Carter (190) and Mark Jackson (132)
- Oct. 19, 1996 vs. Ohio State** -  
Brian Alford (120) and Isaac Jones (102)
- Oct. 11, 1997 at Minnesota** -  
Brian Alford (215) and Edwin Watson (115)
- Oct. 10, 1998 at Wisconsin** -  
Randall Lane (178) and Chris Daniels (131)
- Sept. 11, 1999 vs. Notre Dame** -  
Chris Daniels (123) and Randall Lane (121)
- Oct. 16, 1999 vs. Michigan State** -  
Chris Daniels (301) and Tim Stratton (103)
- Dec. 31, 2001 vs. Washington State** -  
Taylor Stubblefield (196) and John Standeford (103)
- Oct. 5, 2002 at Iowa** -  
Taylor Stubblefield (149) and John Standeford (105)
- Oct. 18, 2003 at Wisconsin** -  
John Standeford (184) and Taylor Stubblefield (130)
- Oct. 8, 2005 vs. Iowa** -  
Dorian Bryant (141) and Kyle Ingraham (117)
- Nov. 22, 2008 vs. Indiana** -  
Keith Smith (136) and Desmond Tardy (114)
- Oct. 3, 2009 vs. Northwestern** -  
Keith Smith (101) and Aaron Valentin (101)

## Points

### Game

- 1 Elmer Oliphant vs. Rose Poly, 11/17/1912.....43
- 2 E.C Robertson vs. Rose Poly, 10/27/1900.....35
- 3 Mike Northington at Iowa, 11/3/1973 .....30
- 4 Mike Alstott at Minnesota, 10/9/1993.....30
- 5 Cecil Isbell vs. Ohio, 9/26/1936.....25

### Season

- 1 Leroy Keyes.....1967 .....114
- 2 Ben Jones.....2003 .....111
- 3 Chris Summers.....2007 .....110
- 4 Stan Brown .....1969 .....108
- 5 Kory Sheets.....2008 .....102
- 6 Tony Butkovich.....1943 .....96
- Travis Dorsch.....1998 .....96
- Taylor Stubblefield .....2004 .....96
- 9 Travis Dorsch.....1999 .....92
- 10 Leroy Keyes.....1968 .....90
- 11 Rick Anderson.....1980 .....86
- Mike Alstott .....1994 .....86
- Travis Dorsch.....2001 .....86
- 14 Mike Alstott .....1993 .....84
- Vinny Sutherland .....2000 .....84

### Career

- 1 Travis Dorsch.....1998-01 .....355
- 2 Kory Sheets.....2005-08 .....324
- 3 Carson Wiggs .....2008- ..... 280**
- 4 Mike Alstott .....1992-95 .....256
- 5 Ben Jones.....2003-05 .....254
- 6 Leroy Keyes.....1966-68 .....222
- 7 Jerod Void.....2002-05 .....216
- 8 Chris Summers.....2006-09 .....209
- 9 Bob Griese .....1964-66 .....191
- 10 Brian Alford .....1994-97 .....188
- 11 Vinny Sutherland .....1997-00 .....182
- Dorian Bryant .....2004-07 .....182
- 13 Corey Rogers.....1991-95 .....176
- 14 Perry Williams .....1966-68 .....174
- Stan Brown .....1968-70 .....174
- 16 Jonathan Briggs .....1985-88 .....170
- 17 Edwin Watson.....1994-97 .....164
- 18 Brad Bobich .....1992-95 .....163
- 19 Dave Young .....1977-80 .....162
- John Standeford.....2000-03 .....162

# Little Caesars Pizza Bowl Records — Scoring // Defense

## Touchdowns

### Game

|   |   |   |
|---|---|---|
| 1 | Elmer Oliphant vs. Rose Poly, 11/17/1912..... | 5 |
|   | Mike Northington at Iowa, 11/3/1973.....      | 5 |
|   | Mike Alstott at Minnesota, 10/9/1993.....     | 5 |
| 4 | Perry Williams vs. SMU, 10/1/1966.....        | 4 |
|   | Leroy Keyes vs. Indiana, 11/23/1968.....      | 4 |
|   | Reggie Arnold vs. Iowa, 10/22/1977.....       | 4 |
|   | Mike Alstott vs. Ball State, 9/17/1994.....   | 4 |
|   | Mike Alstott vs. Minnesota, 10/8/1994.....    | 4 |
|   | Montrell Lowe vs. Indiana, 11/18/2000.....    | 4 |
|   | Jerod Void vs. Illinois, 10/4/2003.....       | 4 |
|   | Kory Sheets vs. Miami (Ohio), 9/9/2006.....   | 4 |
|   | Kory Sheets vs. Michigan, 11/1/2008.....      | 4 |

### Season

|    |                          |      |       |    |
|----|--------------------------|------|-------|----|
| 1  | Leroy Keyes.....         | 1967 | ..... | 19 |
| 2  | Stan Brown.....          | 1969 | ..... | 18 |
| 3  | Kory Sheets.....         | 2008 | ..... | 17 |
| 4  | Tony Butkovich.....      | 1943 | ..... | 16 |
|    | Stan Brown.....          | 1969 | ..... | 16 |
|    | Taylor Stubblefield..... | 2004 | ..... | 16 |
| 7  | Leroy Keyes.....         | 1968 | ..... | 15 |
| 8  | Mike Alstott.....        | 1993 | ..... | 14 |
|    | Mike Alstott.....        | 1994 | ..... | 14 |
|    | Vinny Sutherland.....    | 2000 | ..... | 14 |
| 11 | Edwin Watson.....        | 1997 | ..... | 13 |
|    | John Standeford.....     | 2002 | ..... | 13 |
|    | Jerod Void.....          | 2003 | ..... | 13 |
|    | Kory Sheets.....         | 2006 | ..... | 13 |
|    | Kory Sheets.....         | 2007 | ..... | 13 |

### Career

|    |                          |              |              |           |
|----|--------------------------|--------------|--------------|-----------|
| 1  | Kory Sheets.....         | 2005-08      | .....        | 54        |
| 2  | Mike Alstott.....        | 1992-95      | .....        | 42        |
| 3  | Leroy Keyes.....         | 1966-68      | .....        | 37        |
| 4  | Jerod Void.....          | 2002-05      | .....        | 36        |
| 5  | Perry Williams.....      | 1966-68      | .....        | 31        |
|    | Brian Alford.....        | 1994-97      | .....        | 31        |
| 7  | Vinny Sutherland.....    | 1997-00      | .....        | 30        |
|    | Dorien Bryant.....       | 2004-07      | .....        | 30        |
| 9  | Stan Brown.....          | 1968-70      | .....        | 29        |
|    | Corey Rogers.....        | 1991-95      | .....        | 29        |
| 11 | Dave Young.....          | 1977-80      | .....        | 27        |
|    | Edwin Watson.....        | 1994-97      | .....        | 27        |
|    | John Standeford.....     | 2000-03      | .....        | 27        |
| 14 | Scott Dierking.....      | 1973-76      | .....        | 25        |
| 15 | Otis Armstrong.....      | 1970-72      | .....        | 24        |
| 16 | Taylor Stubblefield..... | 2001-04      | .....        | 21        |
| 17 | Jimmy Smith.....         | 1979-81      | .....        | 18        |
|    | Calvin Williams.....     | 1986-89      | .....        | 18        |
| 19 | Jim Beirne.....          | 1965-67      | .....        | 17        |
|    | Wally Jones.....         | 1978-81      | .....        | 17        |
|    | <b>Ralph Bolden.....</b> | <b>2008-</b> | <b>.....</b> | <b>17</b> |

## Tackles

### Game

|   |   |            |
|---|---|------------|
| 1 | Chuck Kyle vs. Indiana, 11/23/1968..          | 27 (14-13) |
| 2 | Darrin Trieb vs. Michigan, 11/3/1990          | 26 (16-10) |
| 3 | Rick Schavietello at Washington, 9/18/1971... | 23 (16-7)  |
|   | Freddie Arrington at Indiana, 11/19/1977..... | 23 (14-9)  |
|   | James Looney at Michigan, 11/15/1980.....     | 23 (20-3)  |

### Season

|    |                        |      |       |              |
|----|------------------------|------|-------|--------------|
| 1  | Mark Brown.....        | 1982 | ..... | 209 (161-48) |
| 2  | Fred Arrington.....    | 1977 | ..... | 182 (114-68) |
| 3  | James Looney.....      | 1980 | ..... | 180 (130-50) |
| 4  | Eric Beatty.....       | 1992 | ..... | 175 (109-66) |
| 5  | Fred Strickland.....   | 1987 | ..... | 168 (130-38) |
| 6  | Kevin Motts.....       | 1977 | ..... | 153 (77-76)  |
| 7  | Rick Schavietello..... | 1971 | ..... | 148 (83-65)  |
|    | Kevin Motts.....       | 1978 | ..... | 148 (84-64)  |
| 9  | Darrin Trieb.....      | 1989 | ..... | 144 (104-40) |
| 10 | Darrin Trieb.....      | 1988 | ..... | 143 (110-33) |
|    | Jim Schwantz.....      | 1991 | ..... | 143 (102-41) |
| 12 | Fred Strickland.....   | 1986 | ..... | 140 (80-60)  |
| 13 | Jason Houston.....     | 1984 | ..... | 139 (80-59)  |
| 14 | Rod Woodson.....       | 1984 | ..... | 136 (101-35) |
| 15 | Fred Strickland.....   | 1985 | ..... | 132 (89-43)  |

### Career

|    |                         |              |              |                      |
|----|-------------------------|--------------|--------------|----------------------|
| 1  | Kevin Motts.....        | 1976-79      | ....         | 520 (283-237)        |
| 2  | Fred Strickland.....    | 1984-87      | ....         | 479 (321-158)        |
| 3  | Eric Beatty.....        | 1989-92      | ....         | 448 (295-153)        |
| 4  | Rod Woodson.....        | 1983-86      | ....         | 445 (320-125)        |
| 5  | Brock Spack.....        | 1980-83      | ....         | 384 (247-137)        |
| 6  | Jeff Zgonina.....       | 1989-92      | ....         | 382 (266-116)        |
| 7  | Kevin Sumlin.....       | 1983-86      | ....         | 375 (191-184)        |
| 8  | Jim Schwantz.....       | 1988-91      | ....         | 363 (269-94)         |
| 9  | Stuart Schweigert.....  | 2000-03      | ....         | 360 (226-134)        |
| 10 | Tony Visco.....         | 1984-87      | ....         | 351 (210-141)        |
| 11 | Darrin Trieb.....       | 1988-90      | ....         | 347 (250-97)         |
| 12 | Landon Johnson.....     | 2000-03      | ....         | 345 (225-120)        |
| 13 | Willie Fells.....       | 1995-99      | ....         | 341 (199-142)        |
| 14 | Marc Foster.....        | 1985-88      | ....         | 325 (245-80)         |
| 15 | Chike Okeafor.....      | 1994-98      | ....         | 318 (215-103)        |
| 16 | Calvin Clark.....       | 1977-80      | ....         | 315 (163-152)        |
|    | <b>Joe Holland.....</b> | <b>2008-</b> | <b>.....</b> | <b>315 (173-142)</b> |
| 18 | Mark Brown.....         | 1981-82      | ....         | 311 (243-68)         |
| 19 | Ken Loushin.....        | 1976-79      | ....         | 301 (163-308)        |
| 20 | Niko Koutouvides.....   | 2000-03      | ....         | 296 (180-116)        |

## Solo Tackles

### Game

|   |  |    |
|---|--|----|
| 1 | James Looney at Michigan, 11/15/1980.....    | 20 |
| 2 | Mike Marks at Michigan, 11/15/1980.....      | 18 |
| 3 | Jason Houston vs. Indiana, 11/17/1984.....   | 16 |
|   | Rick Schavietello at Washington, 9/18/1971.. | 16 |
|   | Darrin Trieb vs. Michigan, 11/3/1990.....    | 16 |
|   | Pat Johnson vs. Wisconsin, 10/16/1993.....   | 16 |

### Season

|    |                      |      |       |     |
|----|----------------------|------|-------|-----|
| 1  | Mark Brown.....      | 1982 | ..... | 161 |
| 2  | James Looney.....    | 1980 | ..... | 130 |
|    | Fred Strickland..... | 1987 | ..... | 130 |
| 4  | Fred Arrington.....  | 1977 | ..... | 114 |
| 5  | Darrin Trieb.....    | 1988 | ..... | 110 |
| 6  | Eric Beatty.....     | 1992 | ..... | 109 |
| 7  | Darrin Trieb.....    | 1989 | ..... | 104 |
| 8  | Jim Schwantz.....    | 1991 | ..... | 102 |
| 9  | Rod Woodson.....     | 1984 | ..... | 101 |
|    | Marc Foster.....     | 1987 | ..... | 101 |
| 11 | Marc Foster.....     | 1988 | ..... | 91  |
| 12 | Fred Strickland..... | 1985 | ..... | 89  |
| 13 | Tom Kingsbury.....   | 1979 | ..... | 87  |
|    | Brock Spack.....     | 1981 | ..... | 87  |
| 15 | Brock Spack.....     | 1982 | ..... | 85  |

### Career

|    |                        |         |       |     |
|----|------------------------|---------|-------|-----|
| 1  | Fred Strickland.....   | 1984-87 | ..... | 321 |
| 2  | Rod Woodson.....       | 1983-86 | ..... | 320 |
| 3  | Eric Beatty.....       | 1989-92 | ..... | 295 |
| 4  | Kevin Motts.....       | 1976-79 | ..... | 283 |
| 5  | Jim Schwantz.....      | 1988-91 | ..... | 269 |
| 6  | Jeff Zgonina.....      | 1989-92 | ..... | 266 |
| 7  | Darrin Trieb.....      | 1988-90 | ..... | 250 |
| 8  | Brock Spack.....       | 1980-83 | ..... | 247 |
| 9  | Marc Foster.....       | 1985-88 | ..... | 245 |
| 10 | Mark Brown.....        | 1981-82 | ..... | 243 |
| 11 | Stuart Schweigert..... | 2000-03 | ..... | 226 |
| 12 | Landon Johnson.....    | 2000-03 | ..... | 225 |
| 13 | Steve Jackson.....     | 1987-90 | ..... | 219 |
| 14 | Chike Okeafor.....     | 1994-98 | ..... | 215 |
| 15 | Aaron Hall.....        | 1992-95 | ..... | 211 |
| 16 | Tony Visco.....        | 1984-87 | ..... | 210 |
| 17 | Willie Fells.....      | 1995-99 | ..... | 199 |
| 18 | Pat Johnson.....       | 1990-93 | ..... | 194 |
| 19 | Kevin Sumlin.....      | 1983-86 | ..... | 191 |
| 20 | Tim Seneff.....        | 1978-81 | ..... | 187 |
|    | Jerrol Williams.....   | 1985-88 | ..... | 187 |

# Little Caesars Pizza Bowl Records — Defense

## Tackles For Loss

### Game

|   |  |              |
|---|--|--------------|
| 1 | Jeff Zgonina vs. Northwestern, 10/3/1992 | 7.0-22       |
|   | Rob Ninkovich at Indiana, 11/19/2005     | ... 7.0-23   |
| 3 | Tom Kingsbury at Northwestern, 11/1/1980 | ..... 6.0-42 |
|   | Akin Ayodele at Cincinnati, 9/2/2001     | ..... 6.0-26 |
| 5 | Ken Loushin vs. Wake Forest, 10/7/1978   | 5.0-39       |
|   | Jim Schwantz vs. Iowa, 11/18/1989        | ..... 5.0-29 |
|   | Ryan Kerrigan vs. Michigan, 11/13/2010   | .... 5.0-17  |

### Season

|    |                 |           |                |
|----|-----------------|-----------|----------------|
| 1  | Jeff Zgonina    | .....1992 | ..... 28.0-99  |
| 2  | Anthony Spencer | .....2006 | ..... 26.5-110 |
| 3  | Ryan Kerrigan   | .....2010 | ..... 26.0-111 |
| 4  | Keena Turner    | .....1978 | ..... 25.0-201 |
| 5  | Keena Turner    | .....1979 | ..... 23.0-91  |
|    | Shaun Phillips  | .....2003 | ..... 23.0-92  |
| 7  | Rosevelt Colvin | .....1997 | ..... 22.0-100 |
| 8  | Rosevelt Colvin | .....1998 | ..... 21.0-109 |
| 9  | Tom Kingsbury   | .....1979 | ..... 20.0-106 |
|    | Jeff Zgonina    | .....1990 | ..... 20.0-64  |
|    | Akin Ayodele    | .....2001 | ..... 20.0-86  |
| 12 | Akin Ayodele    | .....1999 | ..... 19.0-98  |
| 13 | Ryan Kerrigan   | .....2009 | ..... 18.5-113 |
| 14 | Ken Loushin     | .....1979 | ..... 18.0-79  |
|    | Tom Kingsbury   | .....1980 | ..... 18.0-95  |
|    | Rosevelt Colvin | .....1996 | ..... 18.0-63  |

### Career

|    |                     |                        |                      |
|----|---------------------|------------------------|----------------------|
| 1  | Jeff Zgonina        | .....1989-92           | ..... 72.0-244       |
| 2  | Rosevelt Colvin     | .....1995-98           | ..... 61.0-272       |
| 3  | Shaun Phillips      | .....2000-03           | ..... 60.5-238       |
| 4  | Keena Turner        | .....1976-79           | ..... 58.0-347       |
| 5  | Ryan Kerrigan       | .....2007-10           | ..... 57.0-289       |
| 6  | Akin Ayodele        | .....1999-01           | ..... 54.0-261       |
| 7  | Matt Mitrione       | .....1998-01           | ..... 50.0-162       |
| 8  | Anthony Spencer     | .....2003-06           | ..... 44.0-207       |
| 9  | Jim Schwantz        | .....1988-91           | ..... 43.0-240       |
| 10 | Ken Loushin         | .....1976-79           | ..... 42.0-216       |
| 11 | Tom Kingsbury       | .....1977-80           | ..... 38.0-201       |
| 12 | Craig Terrill       | .....2000-03           | ..... 35.5-160       |
|    | Cliff Avril         | .....2004-07           | ..... 35.5-137       |
| 14 | Brandon Villarreal  | .....2002-05           | ..... 35.0-121       |
| 15 | <b>Kawann Short</b> | <b>.....2009-.....</b> | <b>.....33.5-105</b> |
| 16 | Marcus Jackson      | .....1976-79           | ..... 29.0-145       |
| 17 | Kevin Holley        | .....1983-86           | ..... 28.0-124       |
|    | Chike Okeafor       | .....1994-98           | ..... 28.0-118       |
| 19 | Brad Hornor         | .....1982-85           | ..... 27.0-100       |
|    | Frank Kmet          | .....1988-91           | ..... 27.0-81        |

## Sacks

### Game

|   |  |              |
|---|--|--------------|
| 1 | Tom Kingsbury at Northwestern, 11/1/1980   | ...4.0-37    |
|   | Rob Ninkovich vs. Indiana, 11/20/2004      | .. 4.0-33    |
|   | Rob Ninkovich at Indiana, 11/19/2005       | ... 4.0-17   |
|   | Ryan Kerrigan vs. Michigan 11/13/2010      | ... 4.0-15   |
| 5 | Don Delvy at Iowa, 10/24/1992              | ..... 3.5-16 |
|   | Chike Okeafor vs. Kansas State, 12/29/1998 | ...3.5-27    |
|   | Shaun Phillips at Wisconsin, 10/18/2003    | 3.5-17       |

### Season

|    |                 |           |                |
|----|-----------------|-----------|----------------|
| 1  | Rosevelt Colvin | .....1998 | ..... 15.0-81  |
| 2  | Shaun Phillips  | .....2003 | ..... 14.5-67  |
| 3  | Rosevelt Colvin | .....1997 | ..... 14.0-77  |
| 4  | Jeff Zgonina    | .....1992 | ..... 13.0-52  |
|    | Ryan Kerrigan   | .....2009 | ..... 13.0-100 |
| 6  | Ryan Kerrigan   | .....2010 | ..... 12.5-73  |
| 7  | Jim Schwantz    | .....1989 | ..... 11.0-104 |
|    | Akin Ayodele    | .....1999 | ..... 11.0-84  |
| 9  | Anthony Spencer | .....2006 | ..... 10.5-70  |
| 10 | Tom Kingsbury   | .....1980 | ..... 9.0-73   |
|    | Akin Ayodele    | .....2000 | ..... 9.0-55   |
|    | Akin Ayodele    | .....2001 | ..... 9.0-55   |
| 13 | Craig Terrill   | .....2003 | ..... 8.5-48   |
| 14 | Tony Visco      | .....1987 | ..... 8.0-59   |
|    | Chike Okeafor   | .....1998 | ..... 8.0-54   |
|    | Ray Edwards     | .....2004 | ..... 8.0-56   |
|    | Rob Ninkovich   | .....2004 | ..... 8.0-48   |
|    | Rob Ninkovich   | .....2005 | ..... 8.0-36   |

### Career

|    |                      |                        |                      |
|----|----------------------|------------------------|----------------------|
| 1  | Rosevelt Colvin      | .....1995-98           | ..... 35.0-191       |
| 2  | Shaun Phillips       | .....2000-03           | ..... 33.5-175       |
|    | Ryan Kerrigan        | .....2007-10           | ..... 33.5-229       |
| 4  | Jeff Zgonina         | .....1989-92           | ..... 29.0-151       |
|    | Akin Ayodele         | .....1999-01           | ..... 29.0-194       |
| 6  | Anthony Spencer      | .....2003-06           | ..... 21.0-147       |
| 7  | Craig Terrill        | .....2000-03           | ..... 20.5-116       |
| 8  | Jim Schwantz         | .....1988-91           | ..... 18.0-168       |
| 9  | Ray Edwards          | .....2003-05           | ..... 16.0-125       |
|    | Rob Ninkovich        | .....2004-05           | ..... 16.0-84        |
| 11 | Chike Okeafor        | .....1994-98           | ..... 15.0-104       |
| 12 | Frank Kmet           | .....1988-91           | ..... 14.0-90        |
| 13 | Cliff Avril          | .....2004-07           | ..... 13.0-79        |
|    | Mike Neal            | .....2006-09           | ..... 13.0-76        |
| 15 | Jerrold Williams     | .....1985-88           | ..... 12.5-100       |
|    | <b>Kawann Short</b>  | <b>.....2009-.....</b> | <b>..... 12.5-55</b> |
| 17 | Brandon Villarreal   | .....2002-05           | ..... 11.5-69        |
| 18 | Tony Visco           | .....1984-87           | ..... 10.0-79        |
|    | Matt Mitrione        | .....1998-01           | ..... 10.0-54        |
|    | <b>Gerald Gooden</b> | <b>.....2008-.....</b> | <b>..... 10.0-59</b> |

## Pass Breakups

### Game

|   |  |        |
|---|--|--------|
| 1 | Chuck Piebes vs. Minnesota, 10/9/1971          | .....7 |
|   | Bill Kay vs. Michigan State, 10/25/1980        | .....7 |
| 3 | Rich Mahurt vs. Northwestern, 10/25/1969       | ....6  |
|   | Derrick Brown vs. Michigan, 11/9/1996          | .....6 |
| 5 | Charlie Potts vs. Texas Christian, 9/19/1970   | ....5  |
|   | Carl Capria vs. Bowling Green, 9/16/1972       | .....5 |
|   | Bill Kay at Indiana, 11/17/1979                | .....5 |
|   | Robert Williams vs. Michigan State, 10/24/1981 | .... 5 |
|   | Cris Dishman vs. Northwestern, 11/14/1987      | ...5   |

### Season

|    |                 |           |         |
|----|-----------------|-----------|---------|
| 1  | Jamel Coleman   | .....1996 | .....20 |
| 2  | Tim Foley       | .....1969 | .....19 |
| 3  | Bill Kay        | .....1980 | .....18 |
|    | Billy Gustin    | .....1998 | .....18 |
| 5  | Chuck Piebes    | .....1971 | .....17 |
| 6  | Sam Carter      | .....1969 | .....16 |
| 7  | Derrick Kelson  | .....1988 | .....15 |
|    | Steve Jackson   | .....1989 | .....15 |
|    | Derrick Winston | .....1995 | .....15 |
|    | Derrick Brown   | .....1996 | .....15 |
| 11 | Carl Capria     | .....1971 | .....14 |
|    | Jimmy Young     | .....1992 | .....14 |
| 13 | Rod Woodson     | .....1985 | .....13 |
|    | Cris Dishman    | .....1987 | .....13 |
|    | Antwaun Rogers  | .....2002 | .....13 |
|    | David Pender    | .....2009 | .....13 |

### Career

|    |                     |                 |         |
|----|---------------------|-----------------|---------|
| 1  | Steve Jackson       | .....1987-90    | .....35 |
| 2  | Jimmy Young         | .....1990-93    | .....33 |
|    | David Pender        | .....2006-09    | .....33 |
| 4  | Bill Kay            | .....1977-80    | .....32 |
| 5  | Don Anderson        | .....1981-84    | .....30 |
|    | Cris Dishman        | .....1984-87    | .....30 |
|    | Antwaun Rogers      | .....2001-04    | .....30 |
| 8  | Rod Woodson         | .....1983-86    | .....29 |
| 9  | Derrick Kelson      | .....1986-89    | .....27 |
|    | Jamel Coleman       | .....1994-96    | .....27 |
| 11 | Fred Cooper         | .....1972-74    | .....26 |
| 12 | Steve deGrandmaison | .....1968-70    | .....25 |
|    | Sam Carter          | .....1969, 1971 | .....25 |
| 14 | Derrick Winston     | .....1995-96    | .....24 |
| 15 | Carl Capria         | .....1971-73    | .....23 |
|    | Tim Seneff          | .....1978-81    | .....23 |
|    | Shaun Phillips      | .....2000-03    | .....23 |
| 18 | Derrick Brown       | .....1994-96    | .....22 |
| 19 | Robert Williams     | .....1978-81    | .....21 |
| 20 | Tim Foley           | .....1967-69    | .....19 |
|    | Charlie Potts       | .....1969-71    | .....19 |
|    | Chuck Piebes        | .....1970-72    | .....19 |
|    | Wayne Smith         | .....1978-79    | .....19 |

# Little Caesars Pizza Bowl

## Records — Defense // Special Teams

### Interceptions

#### Game

|   |  |   |
|---|--|---|
| 1 | Paul Beery at Wisconsin, 10/9/1976.....      | 4 |
| 2 | Jack Brown vs. Iowa, 11/4/1939.....          | 3 |
|   | Phil Mateja vs. Notre Dame, 10/18/1952.....  | 3 |
|   | Ross Fichtner vs. Minnesota, 11/14/1959..... | 3 |
|   | Chuck Kyle vs. Iowa, 10/26/1968.....         | 3 |
|   | Randy Cooper at Stanford, 10/3/1970.....     | 3 |
|   | Tim Racke vs. Indiana, 11/25/1972.....       | 3 |
|   | Bill Kay vs. Michigan, 11/10/1979.....       | 3 |
|   | Jamel Coleman at Penn State, 10/12/1996..... | 3 |
|   | Mike Rose vs. Northwestern, 9/27/1997.....   | 3 |

#### Season

|   |                        |           |   |
|---|------------------------|-----------|---|
| 1 | Phil Mateja.....       | 1952..... | 7 |
|   | Bill Kay.....          | 1979..... | 7 |
| 3 | Bob Corby.....         | 1967..... | 6 |
|   | Marc Foster.....       | 1988..... | 6 |
|   | Jimmy Young.....       | 1991..... | 6 |
|   | Stuart Schweigert..... | 2001..... | 6 |
| 7 | Mike Renie.....        | 1969..... | 5 |
|   | Tim Foley.....         | 1969..... | 5 |
|   | Chuck Piebes.....      | 1971..... | 5 |
|   | Paul Beery.....        | 1976..... | 5 |
|   | Robert Williams.....   | 1980..... | 5 |
|   | Don Anderson.....      | 1982..... | 5 |
|   | Rod Woodson.....       | 1985..... | 5 |
|   | Ronnie Beeks.....      | 1988..... | 5 |
|   | Eric Beatty.....       | 1991..... | 5 |
|   | Jamel Coleman.....     | 1996..... | 5 |
|   | Adrian Beasley.....    | 1999..... | 5 |
|   | Stuart Schweigert..... | 2000..... | 5 |
|   | Terrell Vinson.....    | 2007..... | 5 |

#### Career

|    |                        |              |    |
|----|------------------------|--------------|----|
| 1  | Stuart Schweigert..... | 2000-03..... | 17 |
| 2  | Bob Corby.....         | 1965-67..... | 11 |
|    | Don Anderson.....      | 1981-84..... | 11 |
|    | Rod Woodson.....       | 1983-86..... | 11 |
|    | Marc Foster.....       | 1985-88..... | 11 |
|    | Jimmy Young.....       | 1990-93..... | 11 |
|    | Adrian Beasley.....    | 1996-99..... | 11 |
| 8  | Bill Kay.....          | 1977-80..... | 10 |
| 9  | Tim Foley.....         | 1967-69..... | 9  |
|    | Cris Dishman.....      | 1984-87..... | 9  |
|    | Jamel Coleman.....     | 1994-96..... | 9  |
| 12 | Chuck Piebes.....      | 1970-72..... | 8  |
|    | Rock Supan.....        | 1976-78..... | 8  |
|    | Robert Williams.....   | 1978-81..... | 8  |
|    | Kennedy Wilson.....    | 1982-85..... | 8  |
| 16 | Phil Mateja.....       | 1951-52..... | 7  |
|    | Tim Racke.....         | 1971-73..... | 7  |
|    | Eric Beatty.....       | 1989-92..... | 7  |
|    | Jacques Reeves.....    | 2000-03..... | 7  |
|    | Antwaun Rogers.....    | 2001-04..... | 7  |
|    | Torri Williams.....    | 2004-09..... | 7  |

### Punt Return Yards

#### Game

|   |   |     |
|---|---|-----|
| 1 | Anthony Chambers vs. Penn State, 10/11/2003.....      | 149 |
| 2 | Vinny Sutherland vs. Central Michigan, 9/18/1999..... | 142 |
| 3 | Ken Gorgal vs. Pittsburgh, 11/13/1948.....            | 138 |
| 4 | Phil Mateja vs. Iowa, 10/6/1951.....                  | 104 |
| 5 | Norbert Adams vs. Iowa, 11/1/1947.....                | 82  |

#### Season

|    |                       |           |     |
|----|-----------------------|-----------|-----|
| 1  | Anthony Chambers..... | 2003..... | 499 |
| 2  | Seth Morales.....     | 2001..... | 331 |
| 3  | Vinny Sutherland..... | 1999..... | 296 |
| 4  | Ernest Calloway.....  | 1992..... | 285 |
| 5  | Anthony Chambers..... | 2002..... | 281 |
| 6  | Anthony Hardy.....    | 1987..... | 264 |
| 7  | Calvin Williams.....  | 1988..... | 253 |
| 8  | Ken Gorgal.....       | 1948..... | 252 |
| 9  | Tim Foley.....        | 1967..... | 204 |
| 10 | Lance Melvin.....     | 2005..... | 194 |
| 11 | Ernest Calloway.....  | 1990..... | 193 |
| 12 | Phil Mateja.....      | 1951..... | 190 |
|    | Ernest Calloway.....  | 1991..... | 190 |
| 14 | Chuck Piebes.....     | 1971..... | 184 |
| 15 | Craig Allen.....      | 1994..... | 173 |

#### Career

|    |                                 |                   |            |
|----|---------------------------------|-------------------|------------|
| 1  | Anthony Chambers.....           | 2002-03.....      | 780        |
| 2  | Vinny Sutherland.....           | 1997-00.....      | 684        |
| 3  | Ernest Calloway.....            | 1990-92.....      | 668        |
| 4  | Ken Gorgal.....                 | 1947-49.....      | 417        |
| 5  | Calvin Williams.....            | 1986-89.....      | 396        |
| 6  | Steve Griffin.....              | 1982-85.....      | 346        |
| 7  | Seth Morales.....               | 2000-02.....      | 340        |
| 8  | Tim Foley.....                  | 1967-69.....      | 311        |
| 9  | Phil Mateja.....                | 1951-52.....      | 300        |
| 10 | Chuck Piebes.....               | 1970-72.....      | 282        |
| 11 | Anthony Hardy.....              | 1987.....         | 264        |
| 12 | Pat Harris.....                 | 1974-77.....      | 253        |
| 13 | Carl Capria.....                | 1971-73.....      | 252        |
| 14 | Craig Allen.....                | 1994-95.....      | 245        |
| 15 | <b>Waynelle Gravesande.....</b> | <b>2008-.....</b> | <b>240</b> |
| 16 | Gordon Teter.....               | 1963-65.....      | 236        |
| 17 | Scott Craig.....                | 1980-82.....      | 222        |
| 18 | Jerome King.....                | 1974-77.....      | 213        |
| 19 | Rod Woodson.....                | 1983-86.....      | 203        |
| 20 | Lance Melvin.....               | 2005.....         | 194        |

### Punt Return Average

#### Game (4 attempts)

|   |  |              |
|---|--|--------------|
| 1 | Anthony Chambers vs. Penn State, 10/11/2003..      | 29.8 (5-149) |
| 2 | Vinny Sutherland vs. Central Michigan, 9/18/1999.. | 28.4 (5-142) |
| 3 | Norbert Adams vs. Iowa, 11/1/1947 ..               | 20.5 (4-82)  |
| 4 | Ken Gorgal vs. Pittsburgh, 11/13/1948.....         | 19.7 (7-138) |
| 5 | Ernest Calloway vs. Northwestern, 10/3/1992.....   | 15.5 (4-62)  |

#### Season (1 attempt per game)

|    |                       |           |               |
|----|-----------------------|-----------|---------------|
| 1  | Vinny Sutherland..... | 1999..... | 16.4 (18-296) |
| 2  | Phil Mateja.....      | 1951..... | 15.8 (12-190) |
| 3  | Ken Gorgal.....       | 1948..... | 14.8 (17-252) |
| 4  | Neil Schmidt.....     | 1950..... | 13.5 (11-148) |
| 5  | Aaron Valentin.....   | 2009..... | 12.1 (14-169) |
| 6  | Bill Canfield.....    | 1947..... | 11.7 (10-117) |
|    | Kenny Mikes.....      | 1957..... | 11.7 (10-117) |
| 8  | Ernest Calloway.....  | 1992..... | 11.4 (25-285) |
| 9  | Calvin Williams.....  | 1989..... | 10.6 (13-138) |
|    | Anthony Chambers..... | 2003..... | 10.6 (47-499) |
| 11 | Ed Neves.....         | 1953..... | 10.5 (11-116) |
| 12 | Craig Allen.....      | 1994..... | 10.2 (17-173) |
| 13 | Anthony Chambers..... | 2002..... | 10.0 (28-281) |
| 14 | Vinny Sutherland..... | 2000..... | 9.9 (16-159)  |
| 15 | Vinny Sutherland..... | 1997..... | 9.8 (15-147)  |

#### Career (20 attempts)

|    |                                 |                   |                     |
|----|---------------------------------|-------------------|---------------------|
| 1  | Phil Mateja.....                | 1951-52.....      | 12.0 (25-300)       |
| 2  | Vinny Sutherland.....           | 1997-00.....      | 11.6 (59-684)       |
| 3  | Ken Gorgal.....                 | 1947-49.....      | 11.3 (37-417)       |
| 4  | Carl Capria.....                | 1971-73.....      | 10.5 (24-252)       |
| 5  | Anthony Chambers.....           | 2002-03.....      | 10.4 (75-780)       |
| 6  | Anthony Hardy.....              | 1987.....         | 9.4 (28-264)        |
| 7  | Calvin Williams.....            | 1986-89.....      | 9.2 (43-396)        |
| 8  | Ernest Calloway.....            | 1990-92.....      | 8.9 (75-668)        |
| 9  | Gordon Teter.....               | 1963-65.....      | 8.7 (27-236)        |
| 10 | Lance Melvin.....               | 2005.....         | 8.4 (23-194)        |
| 11 | Seth Morales.....               | 2000-02.....      | 8.1 (42-340)        |
| 12 | Craig Allen.....                | 1994-95.....      | 7.9 (31-245)        |
| 13 | Rod Woodson.....                | 1983-86.....      | 7.8 (26-203)        |
|    | Jermaine Ross.....              | 1990-93.....      | 7.8 (20-156)        |
| 15 | Steve Griffin.....              | 1982-85.....      | 7.5 (46-346)        |
| 16 | Chuck Piebes.....               | 1970-72.....      | 7.2 (39-282)        |
| 17 | Royce Adams.....                | 2006-09.....      | 6.4 (22-141)        |
| 18 | Tim Foley.....                  | 1967-69.....      | 6.2 (50-311)        |
| 19 | Pat Harris.....                 | 1974-77.....      | 5.3 (48-253)        |
| 20 | Jerome King.....                | 1974-77.....      | 5.1 (42-213)        |
|    | <b>Waynelle Gravesande.....</b> | <b>2008-.....</b> | <b>5.1 (47-240)</b> |

**Little Caesars Pizza Bowl**  
**Records — Special Teams**

**Kickoff Return Yards**

**Game**

|   |   |     |
|---|---|-----|
| 1 | Raheem Mostert at Wisconsin, 11/5/2011...   | 206 |
| 1 | Stan Brown at Ohio State, 11/15/1969 .....  | 184 |
| 2 | Jermaine Ross vs. Toledo, 9/19/1992.....    | 159 |
| 3 | Stan Brown vs. Iowa, 10/18/1969 .....       | 158 |
| 4 | Jermaine Ross vs. Ohio State, 10/23/1993 .. | 157 |

**Season**

|    |                             |                   |            |
|----|-----------------------------|-------------------|------------|
| 1  | Dorien Bryant .....         | 2007 .....        | 1,007      |
| 2  | Rod Woodson .....           | 1986 .....        | 735        |
| 3  | Jermaine Ross.....          | 1993 .....        | 713        |
|    | <b>Raheem Mostert .....</b> | <b>2011 .....</b> | <b>713</b> |
| 5  | Jerome Brooks .....         | 2003 .....        | 701        |
| 6  | Stan Brown .....            | 1969 .....        | 698        |
| 7  | Stan Brown .....            | 1970 .....        | 638        |
| 8  | Chris Clopton .....         | 1997 .....        | 590        |
| 9  | Lee Johnson.....            | 1995 .....        | 581        |
| 10 | Jerome Brooks .....         | 2004 .....        | 546        |
| 11 | Anthony Hardy.....          | 1987 .....        | 542        |
| 12 | Jermaine Ross.....          | 1992 .....        | 540        |
| 13 | Mike Northington .....      | 1975 .....        | 535        |
|    | Vinny Sutherland .....      | 2000 .....        | 535        |
| 15 | Dorien Bryant .....         | 2005 .....        | 500        |

**Career**

|    |                             |                    |            |
|----|-----------------------------|--------------------|------------|
| 1  | Dorien Bryant .....         | 2004-07 .....      | 2,125      |
| 2  | Chris Clopton .....         | 1997-00 .....      | 1,553      |
| 3  | Rod Woodson .....           | 1983-86 .....      | 1,535      |
| 4  | Stan Brown .....            | 1968-70 .....      | 1,412      |
| 5  | Jermaine Ross.....          | 1990-93 .....      | 1,253      |
| 6  | Jerome Brooks .....         | 2003-04 .....      | 1,247      |
| 7  | Lee Johnson.....            | 1995-98 .....      | 991        |
| 8  | Ernest Calloway .....       | 1990-92 .....      | 956        |
| 9  | Jim Kirkpatrick .....       | 1967-68 .....      | 940        |
| 10 | Al-Terek McBurse.....       | 2009-10 .....      | 914        |
| 11 | Otis Armstrong .....        | 1970-72 .....      | 897        |
| 12 | Jimmy Smith .....           | 1979-81 .....      | 848        |
| 13 | Lloyd Hawthorne .....       | 1982-83 .....      | 833        |
| 14 | Aaron Valentin.....         | 2008-09 .....      | 790        |
| 15 | Kory Sheets.....            | 2005-08 .....      | 768        |
| 16 | <b>Raheem Mostert .....</b> | <b>2011- .....</b> | <b>713</b> |
| 17 | Russell Pope.....           | 1975-78 .....      | 673        |
| 18 | Rick Moss.....              | 1976-78 .....      | 652        |
| 19 | Gordon Teter .....          | 1963-65 .....      | 650        |
| 20 | Mike Northington .....      | 1973-76 .....      | 616        |

**Kickoff Return Average**

**Game (4 attempts)**

|   |  |              |
|---|--|--------------|
| 1 | Raheem Mostert at Wisconsin, 11/5/2011...    | 41.2 (5-206) |
| 2 | Stan Brown vs. Iowa, 10/18/1969..            | 39.5 (4-158) |
| 3 | Cliff Jackson vs. Minnesota, 10/3/1998.....  | 37.0 (4-148) |
| 4 | Stan Brown at Michigan State, 11/7/1970..... | 36.0 (4-144) |
| 5 | Stan Brown at Ohio State, 11/15/1969.....    | 30.7 (6-184) |

**Season (1 attempt per game)**

|    |                            |                   |                      |
|----|----------------------------|-------------------|----------------------|
| 1  | Stan Brown .....           | 1970 .....        | 33.6 (19-638)        |
| 2  | <b>Raheem Mostert ....</b> | <b>2011 .....</b> | <b>31.0 (23-713)</b> |
| 3  | Otis Armstrong .....       | 1972 .....        | 30.1 (15-452)        |
| 4  | Desmond Tardy.....         | 2008 .....        | 28.8 (12-345)        |
| 5  | Dorien Bryant .....        | 2007 .....        | 28.0 (36-1,007)      |
| 6  | Stan Brown .....           | 1969 .....        | 26.8 (26-698)        |
| 7  | Rick Moss.....             | 1978 .....        | 25.7 (12-308)        |
|    | Aaron Valentin.....        | 2008 .....        | 25.7 (16-411)        |
| 9  | Jimmy Smith .....          | 1979 .....        | 25.3 (12-304)        |
| 10 | Jerome Brooks .....        | 2004 .....        | 24.8 (22-546)        |
| 11 | Rick Moss.....             | 1977 .....        | 24.7 (11-272)        |
| 12 | John Charles .....         | 1966 .....        | 24.6 (11-271)        |
|    | Al-Terek McBurse.....      | 2009 .....        | 24.6 (19-468)        |
| 14 | Rod Woodson .....          | 1986 .....        | 24.5 (30-735)        |
|    | Chris Clopton .....        | 1998 .....        | 24.5 (14-343)        |

**Career (20 attempts)**

|    |                             |                   |                      |
|----|-----------------------------|-------------------|----------------------|
| 1  | <b>Raheem Mostert .....</b> | <b>2011-.....</b> | <b>31.0 (23-713)</b> |
| 2  | Stan Brown .....            | 1968-70.....      | 28.8 (49-1,412)      |
| 3  | Desmond Tardy.....          | 2005-08.....      | 28.7 (20-574)        |
| 4  | Gordon Teter .....          | 1963-65.....      | 25.0 (26-650)        |
| 5  | Otis Armstrong .....        | 1970-72.....      | 24.9 (36-897)        |
| 6  | Jimmy Smith .....           | 1979-81.....      | 24.2 (35-848)        |
| 7  | Dorien Bryant .....         | 2004-07.....      | 24.1 (88-2,125)      |
| 8  | Vinny Sutherland .....      | 1997-00.....      | 23.6 (24-567)        |
| 9  | Jim Kirkpatrick .....       | 1967-68.....      | 23.5 (40-940)        |
| 10 | Rick Moss.....              | 1976-78.....      | 23.3 (28-652)        |
| 11 | Jermaine Ross.....          | 1990-93.....      | 23.2 (54-1,253)      |
| 12 | Harry Szulborski.....       | 1946-49.....      | 23.1 (20-462)        |
|    | Jerome Brooks .....         | 2003-04.....      | 23.1 (54-1,247)      |
| 14 | Al-Terek McBurse.....       | 2009-10.....      | 22.9 (40-914)        |
| 15 | Joe Hagins.....             | 1993-96.....      | 22.3 (27-601)        |
| 16 | Aaron Valentin.....         | 2008-09.....      | 21.9 (36-790)        |
| 17 | Curtis Taylor.....          | 1994-96.....      | 21.7 (21-455)        |
| 18 | Rod Woodson .....           | 1983-86.....      | 21.6 (71-1,535)      |
| 19 | Jerod Void.....             | 2002-05.....      | 21.4 (21-449)        |
| 20 | Chris Clopton .....         | 1997-00.....      | 21.3 (73-1,553)      |

**Field Goals**

**Game**

|   |  |          |
|---|--|----------|
| 1 | E.C. Robertson vs. Rose Poly, 10/27/1900.....    | 7        |
| 2 | Rick Anderson vs. Michigan State, 10/25/1980...  | 5        |
| 3 | Scott Sovereign vs. Wake Forest, 10/1/1977 ....  | 4        |
|   | Rick Anderson at Wisconsin, 9/13/1980 .....      | 4        |
|   | Jonathan Briggs at Illinois, 10/11/1986.....     | 4        |
|   | Travis Dorsch vs. Notre Dame, 12/1/2001 .....    | 4        |
|   | Ben Jones at Wisconsin, 10/18/2003.....          | 4        |
|   | Chris Summers vs. Notre Dame, 9/29/2007 ....     | 4        |
|   | Chris Summers at Penn State, 11/3/2007 .....     | 4        |
|   | Chris Summers vs. Oregon, 9/13/2008 .....        | 4        |
|   | Carson Wiggs vs. Ohio State 10/17/2009.....      | 4        |
|   | <b>Carson Wiggs, at Indiana 11/26/2011 .....</b> | <b>4</b> |

**Season**

|    |                           |                   |           |
|----|---------------------------|-------------------|-----------|
| 1  | Ben Jones.....            | 2003 .....        | 25        |
| 2  | Travis Dorsch.....        | 2001 .....        | 22        |
| 3  | Travis Dorsch.....        | 1999 .....        | 18        |
|    | Chris Summers.....        | 2007 .....        | 18        |
| 5  | Rick Anderson.....        | 1980 .....        | 16        |
|    | Travis Dorsch.....        | 1998 .....        | 16        |
|    | <b>Carson Wiggs .....</b> | <b>2011 .....</b> | <b>16</b> |
| 8  | Scott Sovereign.....      | 1978 .....        | 15        |
|    | Joe O'Leary .....         | 1992 .....        | 15        |
|    | Carson Wiggs.....         | 2010 .....        | 15        |
| 11 | Mike Rendina.....         | 1984 .....        | 14        |
|    | Carson Wiggs.....         | 2009 .....        | 14        |
| 13 | Jonathan Briggs .....     | 1987 .....        | 13        |
| 14 | Jonathan Briggs .....     | 1986 .....        | 12        |
|    | Travis Dorsch.....        | 2000 .....        | 12        |

**Career**

|    |                           |                     |           |
|----|---------------------------|---------------------|-----------|
| 1  | Travis Dorsch.....        | 1998-01 .....       | 68        |
| 2  | <b>Carson Wiggs .....</b> | <b>2008- .....</b>  | <b>53</b> |
| 3  | Ben Jones.....            | 2003-05 .....       | 43        |
| 4  | Jonathan Briggs .....     | 1985-87 .....       | 36        |
| 5  | Chris Summers.....        | 2006-09 .....       | 31        |
| 6  | Scott Sovereign.....      | 1976-78 .....       | 27        |
| 7  | Tim Clark.....            | 1981-83 .....       | 22        |
|    | Joe O'Leary .....         | 1991-92 .....       | 22        |
|    | Brad Bobich .....         | 1992-95 .....       | 22        |
| 10 | Skip Ohl.....             | 1958, 1961-62 ..... | 16        |
|    | Rick Anderson.....        | 1980-81 .....       | 16        |
|    | Larry Sullivan .....      | 1988-90 .....       | 16        |
| 13 | Steve Schmidt.....        | 1972-75 .....       | 15        |
| 14 | Mike Rendina.....         | 1984 .....          | 14        |
| 15 | Shane Ryan .....          | 1996-98 .....       | 13        |
| 16 | Bob Griese .....          | 1964-66 .....       | 10        |
|    | Jeff Jones .....          | 1968-70 .....       | 10        |
|    | Berin Lacevic.....        | 2002-03 .....       | 10        |
| 19 | Frank Connor.....         | 1972-74 .....       | 8         |
| 20 | Mike Renie.....           | 1969-71 .....       | 6         |

# Little Caesars Pizza Bowl Records — Special Teams

## Field Goal Percentage

### Game (4 attempts)

|   |  |
|---|--|
| 1 | Scott Sovereign vs. Wake Forest, 10/1/1977. 1.000 (4-4)    |
|   | Rick Anderson at Wisconsin, 9/13/1980 ..1.000 (4-4)        |
|   | Jonathan Briggs at Illinois, 10/11/1986.....1.000 (4-4)    |
|   | Travis Dorsch vs. Notre Dame, 12/1/2001.1.000 (4-4)        |
|   | Ben Jones at Wisconsin, 10/18/2003.....1.000 (4-4)         |
|   | Chris Summers vs. Notre Dame, 9/29/2007 1.000 (4-4)        |
|   | Chris Summers at Penn State, 11/3/2007 1.000 (4-4)         |
|   | <b>Carson Wiggs at Indiana, 11/26/2011.... 1.000 (4-4)</b> |

### Season (1 attempt per game)

|    |  |
|----|--|
| 1  | Ben Jones.....2003 ..... 833 (25-30)             |
| 2  | Chris Summers.....2007 ..... 818 (18-22)         |
| 3  | Travis Dorsch.....2001 ..... 815 (22-27)         |
| 4  | Joe O'Leary .....1992 ..... 789 (15-19)          |
|    | Carson Wiggs .....2010 ..... 789 (15-19)         |
| 6  | Brad Bobich .....1995 ..... 769 (10-13)          |
| 7  | <b>Carson Wiggs ..... 2011 ..... 762 (16-21)</b> |
| 8  | Jonathan Briggs .....1986 ..... 750 (12-16)      |
| 9  | Travis Dorsch.....1998 ..... 727 (16-22)         |
| 10 | Travis Dorsch.....2000 ..... 706 (12-17)         |
| 11 | Rick Anderson.....1980 ..... 696 (16-23)         |
| 12 | Jonathan Briggs .....1985 ..... 688 (11-16)      |
| 13 | Carson Wiggs .....2009 ..... 667 (14-21)         |
| 14 | Scott Sovereign.....1978 ..... 652 (15-23)       |
| 15 | Shane Ryan .....1997 ..... 643 (9-14)            |

### Career (15 attempts)

|    |   |
|----|---|
| 1  | <b>Carson Wiggs ..... 2008- ..... 736 (53-72)</b> |
| 2  | Travis Dorsch.....1998-01 ..... 701 (68-97)       |
| 3  | Ben Jones.....2003-05 ..... 694 (43-62)           |
| 4  | Tim Clark.....1980-83 ..... 688 (22-32)           |
| 5  | Bob Griese .....1964-66 ..... 667 (10-15)         |
| 6  | Jonathan Briggs .....1985-87 ..... 655 (36-55)    |
| 7  | Shane Ryan .....1996-98 ..... 650 (13-20)         |
| 8  | Joe O'Leary .....1991-92 ..... 647 (22-34)        |
| 9  | Brad Bobich .....1992-95 ..... 629 (22-35)        |
| 10 | Scott Sovereign.....1976-78 ..... 614 (27-44)     |
| 11 | Chris Summers.....2006-09 ..... 596 (31-52)       |
| 12 | Rick Anderson.....1980-81 ..... 593 (16-27)       |
| 13 | Mike Rendina.....1984 ..... 583 (14-24)           |
| 14 | Steve Schmidt.....1972-75 ..... 577 (15-26)       |
| 15 | Skip Ohl.....1958, 1961-62 .. 552 (16-29)         |
|    | Larry Sullivan .....1988-90 ..... 552 (16-29)     |
| 17 | Berin Lacey.....2002-03 ..... 526 (10-19)         |
| 18 | Jeff Jones .....1968-70 ..... 500 (10-20)         |
| 19 | Frank Connor .....1972-74 ..... 348 (8-23)        |

Note: No other kickers have 15 career attempts.

## Punts

### Game

|   |   |
|---|---|
| 1 | Scott Loughheed vs. Ohio State, 11/14/1970 ..12     |
|   | Jared Armstrong vs. Ohio State, 10/6/2007...12      |
| 3 | Dave Brytus at Penn State, 10/29/2005.....11        |
| 4 | Lou Brock at Northwestern, 11/11/1939 .....10       |
|   | George Papach vs. Illinois, 10/25/1947.....10       |
|   | Norman Montgomery at Wisconsin, 11/4/1950.. 10      |
|   | Norman Montgomery at Minnesota, 11/18/1950... 10    |
|   | Norman Montgomery vs. Indiana, 11/25/1950.... 10    |
|   | Rob Deignan at Notre Dame, 9/26/1992 .....10        |
|   | Mike Ulinksi at Michigan State, 11/14/1992..10      |
|   | Danny Rogers vs. Ohio State, 10/19/1996 .....10     |
|   | Brent Slaton vs. Western Michigan, 9/14/2002.... 10 |
|   | Brent Slaton at Michigan, 10/25/2003.....10         |
|   | Dave Brytus vs. Michigan, 10/23/2004 .....10        |

### Season

|    |                                   |
|----|-----------------------------------|
| 1  | Shawn McCarthy .....1988 .....79  |
| 2  | Brent Slaton.....2003 .....78     |
| 3  | Scott Loughheed.....1970 .....72  |
| 4  | Shawn McCarthy .....1989 .....69  |
| 5  | Jared Armstrong .....2007 .....67 |
| 6  | Shawn McCarthy .....1986 .....63  |
|    | Brent Slaton.....2002 .....63     |
| 8  | Scott Loughheed.....1971 .....62  |
|    | Shawn McCarthy .....1987 .....62  |
|    | Dave Brytus .....2005 .....62     |
| 11 | Eric Bruun .....1990 .....61      |
| 12 | Eric Bruun .....1991 .....59      |
| 13 | Scott Loughheed.....1969 .....56  |
|    | Danny Rogers.....1996 .....56     |
| 15 | Chuck Piebes .....1972 .....54    |

### Career

|    |   |
|----|---|
| 1  | Shawn McCarthy .....1986-89.....273     |
| 2  | Scott Loughheed.....1969-71.....190     |
| 3  | Danny Rogers.....1996-99.....175        |
| 4  | Rod Deignan .....1992-95.....174        |
| 5  | Dave Eagin .....1975-78.....167         |
| 6  | Brent Slaton .....2002-03.....141       |
| 7  | Norman Montgomery .....1950-52.....135  |
| 8  | Russ Pfahler .....1962-64.....128       |
| 9  | Eric Bruun .....1990-91.....120         |
| 10 | Jared Armstrong .....2006-07.....117    |
| 11 | Dave Brytus .....2004-05.....115        |
| 12 | Matt Kinzer .....1981-83.....106        |
| 13 | Chris Summers.....2006-09.....101       |
| 14 | <b>Cody Webster .....2010- ..... 91</b> |
| 15 | Lou Brock.....1937-39.....86            |
| 16 | Mike Terrizi .....1973-74.....78        |
| 17 | Bernie Allen .....1958-60.....74        |
| 18 | Dick Berg.....1967-69.....70            |
| 19 | Travis Dorsch.....1998-01.....66        |
| 20 | Ron DiGravio.....1961-63.....65         |

## Punting Average

### Game (5 attempts)

|   |   |
|---|---|
| 1 | Cody Webster vs. Indiana 11/27/2010....56.0 (6-336)         |
| 2 | Travis Dorsch vs. Illinois, 11/3/2001 ..... 52.0 (7-364)    |
| 3 | Travis Dorsch vs. Iowa, 10/6/2001 . 51.2 (5-256)            |
| 4 | Shawn McCarthy vs. Illinois, 10/14/1989....51.1 (8-409)     |
| 5 | Travis Dorsch vs. Michigan State, 11/17/2001...49.7 (6-298) |

### Season (40 attempts)

|    |   |
|----|---|
| 1  | Travis Dorsch.....2001 ..... 48.1 (53-2,547)        |
| 2  | Shawn McCarthy ...1989 ..... 44.6 (69-3,075)        |
| 3  | Cody Webster .....2010 ..... 43.3 (47-2,034)        |
|    | <b>Cody Webster ..... 2011 .....43.3 (44-1,904)</b> |
| 5  | Eric Bruun .....1991 ..... 43.2 (59-2,548)          |
| 6  | Jared Armstrong ...2006 ..... 43.1 (50-2,154)       |
| 7  | Johnny Galvin .....1946 ..... 42.9 (n/a)            |
| 8  | Brent Slaton.....2003 ..... 42.3 (78-3,303)         |
| 9  | Danny Rogers.....1999 ..... 41.9 (46-1,926)         |
| 10 | Eric Bruun .....1990 ..... 41.7 (61-2,543)          |
| 11 | Rob Deignan .....1994 ..... 41.0 (43-1,763)         |
| 12 | Shawn McCarthy ...1988 ..... 40.7 (79-3,212)        |
|    | Rob Deignan .....1993 ..... 40.7 (48-1,953)         |
|    | Jared Armstrong ...2007 ..... 40.7 (67-2,724)       |
| 15 | Matt Kinzer .....1982 ..... 40.4 (51-2,058)         |
|    | Shawn McCarthy ...1987 ..... 40.4 (62-2,506)        |

### Career (50 attempts)

|    |  |
|----|--|
| 1  | Travis Dorsch.....1998-01 ..... 48.5 (66-3,199)      |
| 2  | <b>Cody Webster ..... 2010- .....43.3 (91-3,938)</b> |
| 2  | Eric Bruun .....1990-91 .... 42.4 (120-5,091)        |
| 3  | Jared Armstrong ...2006-07 .... 41.7 (117-4,878)     |
| 4  | Shawn McCarthy ...1986-89 .... 41.2 (273-11,246)     |
| 5  | Brent Slaton.....2002-03 .... 41.0 (141-5,788)       |
| 6  | Dave Brytus .....2004-05 .... 39.7 (115-4,566)       |
| 7  | Matt Kinzer .....1981-83 .... 39.6 (106-4,201)       |
|    | Danny Rogers.....1996-99 .... 39.6 (175-6,935)       |
| 9  | Rod Deignan .....1992-95 .... 39.2 (174-6,829)       |
| 10 | Chris Summers.....2006-09 .... 39.0 (101-3,935)      |
| 11 | Mike Terrizi .....1973-74 ..... 37.5 (78-2,926)      |
| 12 | Lou Brock.....1937-39 ..... 37.4 (86-3,217)          |
|    | Dave Eagin .....1975-78 .... 37.4 (167-6,249)        |
| 14 | Scott Loughheed.....1969-71 .... 37.0 (190-7,034)    |
| 15 | Clyde Washington.....1957-59 ..... 36.9 (59-2,177)   |
|    | Russ Pfahler .....1962-64 .... 36.9 (128-4,717)      |
| 17 | Chuck Piebes .....1970-72 ..... 36.4 (54-1,964)      |
| 18 | Jim Bosche .....1980-82 ..... 35.6 (54-1,925)        |
| 19 | Scott Kurz.....2000-01 ..... 35.5 (58-2,058)         |
| 20 | Dick Berg.....1967-69 ..... 35.2 (70-2,465)          |

## Little Caesars Pizza Bowl Longest Plays

### — Rushes —

94 ..... Mike Pruitt vs. Iowa, 11/2/1974  
 90 ..... Alex Yunevich vs. Centenary, 11/7/1931  
 88 ..... Kory Sheets at Minnesota, 9/24/2005  
 85 ..... Rudolph Barr vs. Wabash, 10/10/1923  
 85 ..... Harry Szulborski vs. Boston, 10/18/1947

### — Passes —

99  
 Drew Brees to Vinny Sutherland vs. Northwestern, 9/25/1999  
 97  
 Kyle Orton to Taylor Stubblefield at Notre Dame, 10/2/2004  
 95  
 Len Dawson to Erich Barnes vs. Northwestern, 11/12/1955  
 93  
 Billy Dicken to Brian Alford at Minnesota, 11/11/1997  
 90  
 Rick Trefzger to Craig Allen at Ohio State, 10/22/1994  
 90  
 Rick Trefzger to Brian Alford vs. Indiana, 11/23/1996

### — Interception Returns —

100..... Rod Woodson at Iowa, 11/15/1986  
 100.... Michael Hawthorne (65 yards) and Billy Gustin (35 yards)  
           vs. Central Florida, 9/19/1998  
 95..... Paul Pardonner vs. Centenary, 11/7/1931  
 94..... Ricardo Allen vs. Michigan, 11/13/2010  
 90..... Arnold Carter at Iowa, 10/17/1970

### — Fumble Returns —

95..... Leroy Keyes at Notre Dame, 9/24/1966  
 90..... Ned Maloney vs. Indiana, 11/23/1946  
 85..... Lee Brush vs. Indiana, 11/19/1994  
 67..... Jeff Zgonina at Michigan State, 10/27/1990  
 43..... Adrian Beasley vs. Notre Dame, 9/13/1997

### — Punt Returns —

92..... Phil Mateja vs. Iowa, 10/6/1951  
 90..... Jim Peelle at Indiana, 11/25/1933  
 80..... Ken Gorgal vs. Pittsburgh, 11/13/1948  
 76..... Anthony Chambers at Notre Dame, 9/7/2002  
 76.... Anthony Chambers vs. Penn State, 10/11/2003

### — Kickoff Returns —

100..... Jack Brown vs. Indiana, 11/19/1938  
 100..... Stan Brown vs. Indiana, 11/21/1970  
 100..... Jimmy Smith vs. Stanford, 9/12/1981  
 100..... Jerome Brooks at Notre Dame, 10/2/2004  
 99..... Lee Johnson vs. Ball State, 9/30/1995

### — Punts —

85..... Lou Brock at Ohio State, 11/5/1938  
 83..... Gordon Teter at Illinois, 10/30/1965  
 79..... Travis Dorsch vs. Iowa, 10/6/2001  
 79..... Cody Webster at Northwestern, 10/9/2010  
 77..... Ed Neves vs. Michigan State, 11/5/1955

### — Field Goals —

59..... Carson Wiggs vs. Toledo, 9/5/2009  
 55..... Carson Wiggs vs. Ohio State, 10/17/2009  
 53..... Carson Wiggs at Ohio State, 10/11/2008  
**53..... Carson Wiggs vs. Minnesota, 10/5/2011**  
 52..... Carson Wiggs at Michigan State, 11/20/2010  
 51..... James Reichert at Notre Dame, 10/27/1951  
 51..... Larry Sullivan at Minnesota, 10/7/1989  
 51.... Travis Dorsch vs. Washington State, 12/31/2001  
 50..... Jonathan Briggs vs. Notre Dame, 9/26/1987  
 50..... Travis Dorsch vs. Illinois, 11/3/2001  
 50..... Travis Dorsch vs. Notre Dame, 12/1/2001  
 50..... Ben Jones vs. Illinois, 10/4/2003  
 50..... Ben Jones at Penn State, 10/9/2004  
 50..... Ben Jones at Wisconsin, 10/22/2005  
 50..... Chris Summers at Penn State, 11/3/2007  
 50..... Carson Wiggs vs. Middle Tennessee, 9/3/2011

### — Blocked Kick Returns —

78..... Bill McKoy vs. Virginia, 9/21/1968 (FG)  
 62..... Harold Wells at Illinois, 11/2/1963 (punt)  
 62... Roosevelt Colvin vs. Michigan State, 11/8/1997 (FG)  
 40.... August Hook vs. Northwestern, 11/5/1927 (punt)  
 36.... Ashante Woodyard at Wisconsin, 10/21/2000 (FG)\*  
 \* denotes kick blocked by Craig Terrill.

### — Interception Touchdown Returns —

26 ..... Curt Jones vs. Indiana, 11/25/1950  
 77..... Bob Leonard vs. Iowa, 10/11/1952  
 34..... John Allen at Indiana, 11/21/1953  
 22..... Tom Franckhauser vs. Indiana, 11/24/1956  
 58..... Jim Redinger at Illinois, 11/2/1957  
 25..... Edward Dwyer vs. Northwestern, 11/16/1957  
 64..... Ross Fichtner vs. Minnesota, 11/14/1959  
 47..... Thomas Bloom at Michigan State, 11/10/1962  
 23..... Bill Howard vs. Wisconsin, 10/10/1964  
 29..... George Catavolos at Iowa, 10/24/1964  
 50..... Dennis Cirbes vs. Miami (Ohio), 9/18/1965  
 13..... Bob Corby vs. Minnesota, 11/13/1965  
 30..... Dennis Cirbes at Ohio State, 10/14/1967  
 90..... Arnold Carter at Iowa, 10/17/1970  
 21..... Bob Mannella at Notre Dame, 9/28/1974  
 65..... Keena Turner at Wisconsin, 11/5/1977  
 42..... Wayne Smith at Michigan State, 10/20/1979  
 75..... Bill Kay vs. Iowa, 11/8/1980  
 19.. Tommy Lee Myers vs. Northwestern, 10/29/1983  
 55..... Rod Woodson vs. Ohio State, 10/6/1984  
 30..... Rod Woodson vs. Notre Dame, 9/28/1985  
 100..... Rod Woodson at Iowa, 11/15/1986  
 66..... Jim Schwantz vs. Eastern Michigan, 9/7/1991  
 29..... Jimmy Young vs. Wisconsin, 10/19/1991  
 29..... Joe Hagins vs. Ball State, 9/17/1994  
 54..... Derrick Brown vs. Notre Dame, 9/9/1995  
 23..... Derrick Winston vs. Ball State, 9/30/1995  
 59..... Derrick Brown vs. Minnesota, 10/5/1996  
 24..... Mike Rose vs. Northwestern, 9/27/1997  
 24..... Mike Rose at Indiana, 11/22/1997  
 100\* ..... Billy Gustin vs. Central Florida, 9/19/1998  
 17..... Matt Mitrione at Michigan State, 11/14/1998  
 25..... Mike Rose at Central Florida, 9/4/1999  
 21..... Jason Loerzel vs. Central Michigan, 9/18/1999  
 86..... Ashante Woodyard vs. Iowa, 10/6/2001

23..... Ralph Turner vs. Minnesota, 9/28/2002  
 15#..... Brent Grover at Illinois, 10/12/2002  
 29..... Dan Bick at Minnesota, 9/24/2005  
 43..... Cliff Avril at Minnesota, 9/22/2007  
 58..... Frank Duong vs. Central Michigan, 9/20/2008  
 94..... Ricardo Allen vs. Michigan 11/13/2010  
 35..... Ricardo Allen at Michigan State 11/20/2010  
**37..... Ricardo All vs. Minnesota 10/5/2011**  
 \* denotes ran 35 yards after receiving lateral from Michael Hawthorne, who had returned interception 65 yards.  
 # denotes recovered fumble in end zone after Jacques Reeves had returned interception 15 yards.

### — Kickoff Touchdown Returns —

90 ..... Jim Carter vs. Carnegie Tech, 11/4/1933  
 100..... Jack Brown vs. Indiana, 11/19/1938  
 85..... John Durham vs. Indiana, 11/25/1950  
 88 ..... Gordon Teter vs. Minnesota, 11/16/1963  
 88 ..... Stan Brown vs. Iowa, 10/18/1969  
 98 ..... Stan Brown at Ohio State, 11/15/1969  
 93 ..... Stan Brown at Michigan State, 11/7/1970  
 96 ..... Stan Brown vs. Ohio State, 11/14/1970  
 100 ..... Stan Brown vs. Indiana, 11/21/1970  
 97 ..... Otis Armstrong at Minnesota, 10/14/1972  
 89 ..... Otis Armstrong vs. Wisconsin, 11/11/1972  
 100 ..... Jimmy Smith vs. Stanford, 9/12/1981  
 97 ..... Rod Woodson vs. Ball State, 9/13/1986  
 99 ..... Lee Johnson vs. Ball State, 9/30/1995  
 100 ..... Jerome Brooks at Notre Dame, 10/2/2004  
 95 ..... Dorien Bryant vs. Northwestern, 10/15/2005  
 91 ..... Dorien Bryant at Toledo, 9/1/2007  
 95 ..... Desmond Tardy at Minnesota, 9/22/2007  
 98 ..... Dorien Bryant at Penn State, 11/3/2007  
 87 ..... Al-Terek McBurse at Indiana, 11/21/2009

### — Punt Touchdown Returns —

80..... Ken Gorgal vs. Pittsburgh, 11/13/1948  
 31..... Leo Sugar vs. Miami (Fla.), 10/14/1950  
 92..... Phil Mateja vs. Iowa, 10/6/1951  
 16\* ..... Tom Bettis at Ohio State, 10/4/1952  
 8\* ..... Ed Voytek vs. Northwestern, 11/12/1955  
 50..... Kenny Mikes vs. Wisconsin, 10/12/1957  
 13\* ..... Thomas Ciukaj at Indiana, 11/23/1957  
 27\* ..... Jack Laraway vs. Indiana, 11/22/1958  
 66..... Jim Tiller at Notre Dame, 10/1/1960  
 62\* ..... Harold Wells at Illinois, 11/2/1963  
 74..... Fred Cooper vs. Illinois, 10/28/1972  
 10\* ..... Mark Adamle at Michigan, 11/18/1978  
 71..... Steve Griffin vs. Iowa, 11/6/1982  
 27\* ..... Craig Davisson vs. Miami (Ohio), 9/9/1989  
 35\* ..... Rick Smith vs. Northwestern, 11/11/1989  
 18\* ..... Jarrett Scales at Northwestern, 11/10/1990  
 64 ... Vinny Sutherland vs. Central Michigan, 9/18/1999  
 66 ..... Vinny Sutherland at Indiana, 11/20/1999  
 76 ..... Anthony Chambers at Notre Dame, 9/7/2002  
 76 .... Anthony Chambers vs. Penn State, 10/11/2003  
 13\* ..... Kory Sheets vs. Akron, 9/10/2005  
 11\* ... Mike Conway vs. Northern Colorado, 9/6/2008  
 62 .... Aaron Valentin vs. Northern Illinois, 9/19/2009

\* denotes punt blocked and returned for touchdown.

PURDUE BOWL RECORDS

**TEAM**

**Rushing**

Most Attempts..... 58; 1978 Peach vs. Georgia Tech  
 Fewest Attempts..... 13; 2006 Champs Sports vs. Maryland  
 Most Yards..... 180; 1979 Bluebonnet vs. Tennessee  
 Fewest Yards..... 5; 1998 Alamo vs. Kansas State  
 Best Average..... 7.5 (20-150); 2000 Outback vs. Georgia  
 Most Touchdowns ..... 4; 1978 Peach vs. Georgia Tech

**Passing**

Most Attempts..... 75; 2001 Sun vs. Washington State  
 Fewest Attempts..... 18; 1967 Rose vs. USC  
 Most Completions ..... 38; 2001 Sun vs. Washington State  
 Fewest Completions ..... 10; 1967 Rose vs. USC  
 Most Yards..... 546; 2007 Motor City vs. Central Michigan  
 Fewest Yards..... 139; 1967 Rose vs. USC  
 Most Interceptions ..... 4; 2001 Sun vs. Washington State  
 Most Touchdowns ..... 4; 1980 Liberty vs. Missouri;  
 ..... 2000 Outback vs. Georgia  
 Highest Percentage..... .786 (22-28); 1980 Liberty vs. Missouri  
 Lowest Percentage ..... .444 (12-27); 1978 Peach vs. Georgia Tech

**Total Offense**

Most Plays ..... 107; 2001 Sun vs. Washington State  
 Most Yards..... 587; 2007 Motor City vs. Central Michigan  
 Fewest Yards..... 235; 1998 Alamo vs. Kansas State  
 Best Average..... 7.2 (81-587); 2007 Motor City vs. Central Michigan  
 Most First Downs..... 31; 1979 Bluebonnet vs. Tennessee  
 Fewest First Downs..... 11; 1967 Rose vs. USC

**Scoring**

Most Points ..... 51; 2007 Motor City vs. Central Michigan  
 Fewest Points ..... 7; 2006 Champs Sports vs. Maryland  
 Most Touchdowns ..... 6; 1978 Peach vs. Georgia Tech  
 ..... 2007 Motor City vs. Central Michigan  
 Largest Margin of Victory ..... 20 (41-21); 1978 Peach vs. Georgia Tech  
 Largest Margin of Defeat ..... 17 (7-24); 2006 Champs Sports vs. Maryland  
 Most Points in a Loss ..... 27; 2002 Sun vs. Washington State;  
 ..... 2004 Capital One vs. Georgia  
 Fewest Points in a Win ..... 14; 1967 Rose vs. USC  
 Most Points in a Quarter ..... 21 (first); 1978 Peach vs. Georgia Tech  
 ..... 21 (first); 2007 Motor City vs. Central Michigan  
 Most Points in a Half ..... 34 (first); 1978 Peach vs. Georgia Tech  
 ..... 34 (first); 2007 Motor City vs. Central Michigan

**Turnovers**

Most Fumbles..... 3; 4 times; last 2002 Sun vs. Washington  
 Most Fumbles Lost ..... 2; 2004 Sun vs. Arizona State  
 Fewest Fumbles..... 1; six times; last 2006 Champs Sports vs. Maryland  
 Most Turnovers ..... 5; 2001 Sun vs. Washington State

**Interceptions**

Most Passes Intercepted ..... 4; 1998 Alamo vs. Kansas State  
 Most Return Yards ..... 57; 1997 Alamo vs. Oklahoma State

**Punting**

Most Punts ..... 9; 2004 Capital One vs. Georgia  
 Best Average..... 48.9 (8-391); 2004 Sun vs. Arizona State

**Penalties**

Most Penalties..... 14; 2000 Outback vs. Georgia  
 Fewest Penalties..... 2; 1967 Rose vs. USC  
 Most Yards Penalized..... 153; 2000 Outback vs. Georgia  
 Fewest Yards Penalized..... 10; 1967 Rose vs. USC

**INDIVIDUAL**

**Rushing**

Most Attempts..... 23; Joey Harris, 2002 Sun vs. Washington  
 Most Yards..... 93; Joey Harris, 2002 Sun vs. Washington  
 Best Average..... 6.9 (10-69); John Macon, 1979 Bluebonnet vs. Tennessee  
 Most Touchdowns ..... 2; Perry Williams, 1967 Rose vs. USC;  
 ..... Wally Jones, 1978 Peach vs. Georgia Tech;  
 ..... Kyle Orton, 2004 Capital One vs. Georgia  
 ..... Kory Sheets, 2007 Motor City vs. Central Michigan  
 Longest Rush ..... 46; Joey Harris, 2002 Sun vs. Washington

**Passing**

Most Attempts..... 74; Kyle Orton, 2001 Sun vs. Washington State  
 Most Completions ..... 38; Kyle Orton, 2001 Sun vs. Washington State  
 Best Percentage..... .786 (22-28); Mark Herrmann, 1980 Liberty vs. Missouri  
 Most Yards..... 546; Curtis Painter, 2007 Motor City vs. Central Michigan  
 Most Touchdowns ..... 4; Mark Herrmann, 1980 Liberty vs. Missouri;  
 ..... Drew Brees, 2000 Outback vs. Georgia  
 Most Interceptions ..... 4; Kyle Orton, 2001 Sun vs. Washington State  
 Longest Pass ..... 80; Kyle Orton, 2004 Sun vs. Arizona State

**Receiving**

Most Receptions..... 12; Chris Daniels, 2000 Outback vs. Georgia;  
 ..... John Standeford, 2001 Sun vs. Washington State;  
 ..... Tim Stratton, 2001 Sun vs. Washington State  
 Most Yards..... 196; Taylor Stubblefield, 2001 Sun vs. Washington State  
 Most Touchdowns ..... 2; six times, last Taylor Stubblefield,  
 ..... 2001 Sun vs. Washington State  
 Longest Reception ..... 80; Brian Hare, 2004 Sun vs. Arizona State

**Total Offense**

Most Yards..... 540; Curtis Painter, 2007 Motor City vs. Central Michigan

**Scoring**

Most Points ..... 15; Chris Summers, 2007 Motor City vs. Central Michigan  
 Most Touchdowns ..... 2; nine times, last Kory Sheets,  
 ..... 2007 Motor City vs. Central Michigan  
 Longest Touchdown Play ..... 80; Brian Hare from Kyle Orton,  
 ..... 2004 Sun vs. Arizona State  
 Most Field Goals ..... 3; Travis Dorsch, 1998 Alamo vs. Kansas State  
 ..... Chris Summers, 2007 Motor City vs. Central Michigan  
 Longest Field Goal ..... 51; Travis Dorsch, 2001 Sun vs. Washington State  
 Most PAT's ..... 6; Chris Summers, 2007 Motor City vs. Central Michigan

**Interceptions**

Most Interceptions ..... 2; Marcus McKinnie, 1979 Bluebonnet vs. Tennessee  
 Most Pass Breakups..... 3; Deaunte Ferrell, 2001 Sun vs. Washington State;  
 ..... Antwaun Rogers, 2001 Sun vs. Washington State  
 Most Return Yards ..... 59; Billy Gustin, 1998 Alamo vs. Kansas State  
 Longest Return ..... 36; Adrian Beasley, 1997 Alamo vs. Oklahoma State

**Punt Returns**

Most Returns ..... 5; Anthony Chambers, 2004 Capital One vs. Georgia  
 Most Return Yards ..... 53; Anthony Chambers, 2004 Capital One vs. Georgia  
 Best Average..... 10.6 (5-53); Anthony Chambers,  
 ..... 2004 Capital One vs. Georgia  
 Longest Return ..... 23; Vinny Sutherland, 1997 Alamo vs. Oklahoma State

**Kickoff Returns**

Most Returns ..... 5; Jerome Brooks, 2004 Capital One vs. Georgia  
 Most Return Yards ..... 137; Jerome Brooks, 2004 Capital One vs. Georgia  
 Best Average..... 27.4 (5-137); Jerome Brooks, 2004 Capital One vs. Georgia  
 Longest Return ..... 51; Vinny Sutherland, 2001 Rose vs. Washington;  
 ..... Anthony Chambers, 2002 Sun vs. Washington

**Punting**

Most Punts ..... 9; Brent Slaton, 2004 Capital One vs. Georgia  
 Best Average..... 48.9 (8-391); Dave Brytus, 2004 Sun vs. Arizona State  
 Longest Punt..... 60; Travis Dorsch, 2001 Sun vs. Washington State

## OPPONENT BOWL RECORDS

### TEAM

#### Rushing

Most Attempts.....64; Virginia, 1984 Peach  
 Fewest Attempts.....24; Washington, 2002 Sun  
 Most Yards.....288; Virginia, 1984 Peach  
 Fewest Yards.....12; Georgia Tech, 1978 Peach  
 Best Average.....5.2 (37-194); Oklahoma State, 1997 Alamo  
 Most Touchdowns.....3; Washington, 2001 Rose

#### Passing

Most Attempts.....54; Washington, 2002 Sun  
 Fewest Attempts.....17; USC, 1967 Rose;  
 .....Virginia, 1984 Peach  
 Most Completions.....27; Georgia, 2004 Capital One  
 Fewest Completions.....8; Virginia, 1984 Peach  
 Most Yards.....370; Arizona State, 2004 Sun  
 Fewest Yards.....118; Virginia, 1984 Peach  
 Most Interceptions.....4; Kansas State, 1998 Alamo  
 Most Touchdowns.....4; Central Michigan, 2007 Motor City  
 Highest Percentage.....750 (18-24); Washington, 2001 Rose  
 Lowest Percentage.....366 (15-41); Washington State, 2001 Sun

#### Total Offense

Most Plays.....85; Arizona State, 2004 Sun  
 Most Yards.....528; Arizona State, 2004 Sun  
 Fewest Yards.....180; Georgia Tech, 1978 Peach  
 Best Average.....6.2 (85-528); Arizona State, 2004 Sun  
 Most First Downs.....26; Arizona State, 2004 Sun  
 Fewest First Downs.....12; Kansas State, 1998 Alamo

#### Scoring

Most Points.....48; Central Michigan, 2007 Motor City  
 Fewest Points.....13; USC, 1967 Rose Bowl  
 Most Touchdowns.....6; Central Michigan, 2007 Motor City  
 Largest Margin of Victory.....17 (24-7); Maryland, 2006 Champs Sports  
 Largest Margin of Defeat.....20 (21-41); Georgia Tech, 1978 Peach  
 Most Points in a Loss.....48; Central Michigan, 2007 Motor City  
 Fewest Points in a Win.....27; Virginia, 1984 Peach  
 Most Points in a Quarter.....28 (third); Central Michigan, 2007 Motor City  
 Most Points in a Half.....35 (second); Central Michigan, 2007 Motor City

#### Turnovers

Most Fumbles.....4; Washington, 2002 Sun  
 Most Fumbles Lost.....3; Kansas State, 1998 Alamo  
 Fewest Fumbles.....0; Central Michigan, 2007 Motor City  
 Most Turnovers.....7; Kansas State, 1998 Alamo

#### Interceptions

Most Passes Intercepted.....4; Washington State, 2001 Sun  
 Most Return Yards.....74; Washington State, 2001 Sun

#### Punting

Most Punts.....8; Central Michigan, 2007 Motor City  
 Best Average.....44.8 (4-179); Oklahoma State, 1997 Alamo

#### Penalties

Most Penalties.....14; Kansas State, 1998 Alamo  
 Fewest Penalties.....1; Missouri, 1980 Liberty  
 Most Yards Penalized.....125; Kansas State, 1998 Alamo  
 Fewest Yards Penalized.....5; Missouri, 1980 Liberty

### INDIVIDUAL

#### Rushing

Most Attempts.....33; Dan LeFevour, Central Michigan, 2007 Motor City  
 Most Yards.....125; Rudy Burgess, Arizona State, 2004 Sun  
 Best Average.....7.8 (10-78); Rich Alexis, Washington, 2001 Rose  
 Most Touchdowns.....2; Dan LeFevour, Central Michigan, 2007 Motor City  
 Longest Rush.....74; Terrence Edwards, Georgia, 2000 Outback

#### Passing

Most Attempts.....54; Cody Pickett, Washington, 2002 Sun  
 Most Completions.....27; David Greene, Georgia, 2004 Capital One  
 Best Percentage.....727 (16-22); Marques Tuiasosopo, Washington, 2001 Rose  
 Most Yards.....327; David Greene, Georgia, 2004 Capital One  
 Most Touchdowns.....4; Dan LeFevour, Central Michigan, 2007 Motor City  
 Most Interceptions.....4; Michael Bishop, Kansas State, 1998 Alamo  
 Longest Pass.....88 yards; Darnell McDonald from Michael Bishop,  
 .....Kansas State, 1998 Alamo

#### Receiving

Most Receptions.....9; Derek Hagan, Arizona State, 2004 Sun  
 Most Yards.....182; Derek Hagan, Arizona State, 2004 Sun  
 Most Touchdowns.....3; Bryan Anderson, Central Michigan, 2007 Motor City  
 Longest Reception.....88; Darnell McDonald, Kansas State, 1998 Alamo

#### Total Offense

Most Yards.....406; Dan LeFavour, Central Michigan, 2007 Motor City

#### Scoring

Most Points.....18; Bryan Anderson; Central Michigan, 2007 Motor City  
 Most Touchdowns.....3; Bryan Anderson, Central Michigan, 2007 Motor City  
 Longest Touchdown Play.....88; Darnell McDonald from Michael Bishop,  
 .....Kansas State, 1998 Alamo  
 Most Field Goals.....4; Drew Dunning, Washington State, 2001 Sun  
 Longest Field Goal.....47; John Anderson, Washington, 2001 Rose;  
 .....Drew Dunning, Washington State, 2001 Sun  
 Most PAT's.....6; Andrew Aguila, Central Michigan, 2007 Motor City

#### Interceptions

Most Interceptions.....2; three times, last Lamont Thompson,  
 .....Washington State, 2001 Sun  
 Most Pass Breakups.....5; Dyshod Carter; Kansas State, 1998 Alamo;  
 .....Lamont Thompson, Washington State, 2001 Sun  
 Most Return Yards.....73; Jason David, Washington State, 2001 Sun  
 Longest Return.....49; Jamie Henderson, Georgia, 2000 Outback

#### Punt Returns

Most Returns.....5; Erik Coleman, Washington State, 2001 Sun  
 Most Return Yards.....67; David Allen, Kansas State, 1998 Alamo  
 Best Average.....22.3 (3-67); David Allen, Kansas State, 1998 Alamo  
 Longest Return.....32; David Allen, Kansas State, 1998 Alamo

#### Kickoff Returns

Most Returns.....5; Frank Murphy, Kansas State, 1998 Alamo  
 .....Antonio Brown, Central Michigan, 2007 Motor City  
 Most Return Yards.....124; Ron Fellows, Missouri, 1980 Liberty  
 Best Average.....41.3 (3-124); Ron Fellows, Missouri, 1980 Liberty  
 Longest Return.....92; Ron Fellows, Missouri, 1980 Liberty

#### Punting

Most Punts.....8; Tony Mikulec, Central Michigan, 2007 Motor City  
 Best Average.....44.8 (4-179); Jason Davis, Oklahoma State, 1997 Alamo  
 Longest Punt.....62; Alan Cox, Washington State, 2001 Sun

**BOWL GAME TEAM HIGHS**

**PURDUE**

**Points**  
 51 2007 Motor City  
 41 1978 Peach  
 37 1998 Alamo  
 34 2002 Sun  
 33 1997 Alamo

**First Downs**  
 31 1979 Bluebonnet  
 30 2000 Outback  
 28 2001 Sun  
 28 2007 Motor City  
 24 1978 Peach  
 24 2002 Sun

**Rushing Attempts**  
 58 1978 Peach  
 53 1979 Bluebonnet  
 41 1980 Liberty  
 40 2002 Sun  
 39 1967 Rose

**Rushing Yards**  
 180 1979 Bluebonnet  
 157 1978 Peach  
 150 2000 Outback  
 140 1997 Alamo  
 124 1980 Liberty

**Passing Attempts**  
 75 2001 Sun  
 60 2000 Outback  
 54 2007 Motor City  
 53 1998 Alamo  
 47 2004 Sun

**Passing Completions**  
 38 2001 Sun  
 36 2000 Outback  
 35 2007 Motor City  
 25 1998 Alamo  
 25 2002 Sun

**Passing Yards**  
 546 2007 Motor City  
 419 2001 Sun  
 378 2000 Outback  
 325 1997 Alamo  
 303 1979 Bluebonnet

**Passes Had Intercepted**  
 4 2001 Sun  
 3 1984 Peach  
 3 1997 Alamo  
 3 1998 Alamo  
 2 1978 Peach  
 2 2007 Motor City

**Total Plays**  
 107 2001 Sun  
 92 1979 Bluebonnet  
 89 2000 Outback  
 85 1978 Peach  
 81 2007 Motor City

**Total Yards**  
 587 2007 Motor City  
 528 2000 Outback  
 483 1979 Bluebonnet  
 474 2001 Sun  
 454 1997 Alamo

**Fumbles Lost**  
 2 2004 Sun  
 1 12 times, last  
 2007 Motor City

**Turnovers**  
 5 2001 Sun  
 4 1984 Peach  
 4 1998 Alamo  
 3 1978 Peach  
 3 1997 Alamo  
 3 2007 Motor City

**Sacks By**  
 6.0 2007 Motor City  
 5.0 1998 Alamo  
 4.0 1997 Alamo  
 3.0 1978 Peach  
 3.0 2004 Capital One  
 3.0 2004 Sun

**Punts**  
 9 2004 Capital One  
 8 2004 Sun  
 7 1979 Bluebonnet  
 7 1998 Alamo  
 6 1980 Liberty  
 6 2001 Sun  
 6 2006 Champs Sports

**Return Yards (PR+KOR)**  
 216 2004 Capital One  
 182 2007 Motor City  
 136 2001 Rose  
 95 1997 Alamo  
 91 1980 Liberty

**OPPONENT**

**Points**  
 48 2007 Motor City  
 34 1998 Alamo  
 34 2001 Rose  
 34 2004 Capital One  
 33 2001 Sun

**First Downs**  
 26 2004 Sun  
 24 1984 Peach  
 24 1997 Alamo  
 23 2001 Rose  
 23 2002 Sun  
 23 2004 Capital One

**Rushing Attempts**  
 64 1984 Peach  
 52 2001 Rose  
 50 2006 Champs Sports  
 48 1967 Rose  
 47 2004 Capital One

**Rushing Yards**  
 288 1984 Peach  
 268 2001 Rose  
 206 2006 Champs Sports  
 194 1997 Alamo  
 162 2004 Capital One

**Passing Attempts**  
 54 2002 Sun  
 45 2004 Sun  
 41 2001 Sun  
 38 1978 Peach  
 37 2004 Capital One

**Passing Completions**  
 27 2004 Capital One  
 25 2002 Sun  
 25 2004 Sun  
 20 2000 Outback  
 18 2001 Rose

**Passing Yards**  
 370 2004 Sun  
 327 2004 Capital One  
 292 2007 Motor City  
 281 2001 Sun  
 272 2002 Sun

**Passes Had Intercepted**  
 4 1998 Alamo  
 3 1979 Bluebonnet  
 3 1997 Alamo  
 3 2001 Sun  
 2 1978 Peach  
 2 1984 Peach

**Total Plays**  
 85 2004 Sun  
 84 2004 Capital One  
 81 1984 Peach  
 79 2007 Motor City  
 78 2002 Sun

**Total Yards**  
 528 2004 Sun  
 440 2004 Capital One  
 435 2007 Motor City  
 429 2006 Champs Sports  
 417 2001 Rose

**Fumbles Lost**  
 3 1998 Alamo  
 2 1967 Rose  
 2 1978 Peach  
 2 1979 Bluebonnet  
 2 2000 Outback  
 2 2004 Capital One

**Turnovers**  
 7 1998 Alamo  
 5 1979 Bluebonnet  
 4 1978 Peach  
 4 1997 Alamo  
 4 2001 Sun

**Sacks By**  
 5.0 2001 Sun  
 5.0 2004 Capital One  
 3.0 1979 Bluebonnet  
 3.0 1980 Liberty  
 3.0 2000 Outback  
 3.0 2006 Champs Sports

**Punts**  
 8 2007 Motor City  
 7 1978 Peach  
 7 1998 Alamo  
 6 1979 Bluebonnet  
 6 1980 Liberty  
 6 2001 Sun  
 6 2004 Capital One

**Return Yards (PR+KOR)**  
 199 1998 Alamo  
 187 1980 Liberty  
 139 2007 Motor City  
 119 1978 Peach  
 109 2001 Sun

## BOWL GAME LEADERS

### OFFENSE

**Rushing Attempts**

|                |    |                  |                 |
|----------------|----|------------------|-----------------|
| Joey Harris    | 23 | vs. Washington   | 2002 Sun        |
| Perry Williams | 20 | vs. USC          | 1967 Rose       |
| Montrell Lowe  | 20 | vs. Washington   | 2001 Rose       |
| John Macon     | 19 | vs. Georgia Tech | 1978 Peach      |
| Ben McCall     | 18 | vs. Tennessee    | 1979 Bluebonnet |

**Rushing Yards**

|               |    |                |                 |
|---------------|----|----------------|-----------------|
| Joey Harris   | 93 | vs. Washington | 2002 Sun        |
| Ben McCall    | 91 | vs. Tennessee  | 1979 Bluebonnet |
| Montrell Lowe | 87 | vs. Georgia    | 2000 Outback    |
| Ben McCall    | 85 | vs. Missouri   | 1980 Liberty    |
| Montrell Lowe | 84 | vs. Washington | 2001 Rose       |

**Rushing Touchdowns**

|                |   |                      |                  |
|----------------|---|----------------------|------------------|
| Perry Williams | 2 | vs. USC              | 1967 Rose        |
| Wally Jones    | 2 | vs. Georgia Tech     | 1978 Peach       |
| Kyle Orton     | 2 | vs. Georgia          | 2004 Capital One |
| Kory Sheets    | 2 | vs. Central Michigan | 2007 Motor City  |

**Long Rushes**

|                  |    |                    |              |
|------------------|----|--------------------|--------------|
| Joey Harris      | 46 | vs. Washington     | 2002 Sun     |
| Vinny Sutherland | 44 | vs. Georgia        | 2000 Outback |
| Sedrick Brown    | 42 | vs. Washington     | 2001 Rose    |
| Ben McCall       | 30 | vs. Missouri       | 1980 Liberty |
| Billy Dicken     | 27 | vs. Oklahoma State | 1997 Alamo   |

**Passing Attempts**

|                |    |                      |                 |
|----------------|----|----------------------|-----------------|
| Kyle Orton     | 74 | vs. Washington State | 2001 Sun        |
| Drew Brees     | 60 | vs. Georgia          | 2000 Outback    |
| Curtis Painter | 54 | vs. Central Michigan | 2007 Motor City |
| Drew Brees     | 53 | vs. Kansas State     | 1998 Alamo      |
| Kyle Orton     | 47 | vs. Arizona State    | 2004 Sun        |

**Passing Completions**

|                |    |                      |                 |
|----------------|----|----------------------|-----------------|
| Kyle Orton     | 38 | vs. Washington State | 2001 Sun        |
| Drew Brees     | 36 | vs. Georgia          | 2000 Outback    |
| Curtis Painter | 35 | vs. Central Michigan | 2007 Motor City |
| Drew Brees     | 25 | vs. Kansas State     | 1998 Alamo      |
| Kyle Orton     | 25 | vs. Washington       | 2002 Sun        |

**Passing Yards**

|                |     |                      |                 |
|----------------|-----|----------------------|-----------------|
| Curtis Painter | 546 | vs. Central Michigan | 2007 Motor City |
| Kyle Orton     | 419 | vs. Washington State | 2001 Sun        |
| Drew Brees     | 378 | vs. Georgia          | 2000 Outback    |
| Billy Dicken   | 325 | vs. Oklahoma State   | 1997 Alamo      |
| Mark Herrmann  | 303 | vs. Tennessee        | 1979 Bluebonnet |

**Passing Touchdowns**

|                |   |                      |                 |
|----------------|---|----------------------|-----------------|
| Mark Herrmann  | 4 | vs. Missouri         | 1980 Liberty    |
| Drew Brees     | 4 | vs. Georgia          | 2000 Outback    |
| Mark Herrmann  | 3 | vs. Tennessee        | 1979 Bluebonnet |
| Jim Everett    | 3 | vs. Virginia         | 1984 Peach      |
| Drew Brees     | 3 | vs. Kansas State     | 1998 Alamo      |
| Kyle Orton     | 3 | vs. Arizona State    | 2004 Sun        |
| Curtis Painter | 3 | vs. Central Michigan | 2007 Motor City |

**Interceptions**

|                |   |                      |                 |
|----------------|---|----------------------|-----------------|
| Kyle Orton     | 4 | vs. Washington State | 2001 Sun        |
| Jim Everett    | 3 | vs. Virginia         | 1984 Peach      |
| Billy Dicken   | 3 | vs. Oklahoma State   | 1997 Alamo      |
| Drew Brees     | 3 | vs. Kansas State     | 1998 Alamo      |
| Mark Herrmann  | 2 | vs. Georgia Tech     | 1978 Peach      |
| Curtis Painter | 2 | vs. Central Michigan | 2007 Motor City |

**Total Offense**

|                |     |                      |                 |
|----------------|-----|----------------------|-----------------|
| Curtis Painter | 540 | vs. Central Michigan | 2007 Motor City |
| Kyle Orton     | 402 | vs. Washington State | 2001 Sun        |
| Drew Brees     | 375 | vs. Georgia          | 2000 Outback    |
| Billy Dicken   | 368 | vs. Oklahoma State   | 1997 Alamo      |
| Kyle Orton     | 302 | vs. Washington       | 2002 Sun        |

**Receptions**

|                 |    |                      |              |
|-----------------|----|----------------------|--------------|
| Chris Daniels   | 12 | vs. Georgia          | 2000 Outback |
| John Standeford | 12 | vs. Washington State | 2001 Sun     |
| Tim Stratton    | 12 | vs. Washington State | 2001 Sun     |
| Isaac Jones     | 11 | vs. Kansas State     | 1998 Alamo   |
| John Standeford | 10 | vs. Washington       | 2002 Sun     |

**Receiving Yards**

|                     |     |                      |                 |
|---------------------|-----|----------------------|-----------------|
| Taylor Stubblefield | 196 | vs. Washington State | 2001 Sun        |
| Dustin Keller       | 150 | vs. Central Michigan | 2007 Motor City |
| Bart Burrell        | 144 | vs. Tennessee        | 1979 Bluebonnet |
| Greg Orton          | 136 | vs. Central Michigan | 2007 Motor City |
| Bart Burrell        | 113 | vs. Missouri         | 1980 Liberty    |

**Receiving Touchdowns**

|                     |   |                      |                 |
|---------------------|---|----------------------|-----------------|
| Dave Young          | 2 | vs. Tennessee        | 1979 Bluebonnet |
| Bart Burrell        | 2 | vs. Missouri         | 1980 Liberty    |
| Isaac Jones         | 2 | vs. Kansas State     | 1998 Alamo      |
| Chris Daniels       | 2 | vs. Georgia          | 2000 Outback    |
| Vinny Sutherland    | 2 | vs. Washington       | 2001 Rose       |
| Taylor Stubblefield | 2 | vs. Washington State | 2001 Sun        |

**Long Receptions**

|                     |    |                      |                  |
|---------------------|----|----------------------|------------------|
| Brian Hare          | 80 | vs. Arizona State    | 2004 Sun         |
| Chris Daniels       | 69 | vs. Oklahoma State   | 1997 Alamo       |
| Taylor Stubblefield | 65 | vs. Washington State | 2001 Sun         |
| Dustin Keller       | 62 | vs. Central Michigan | 2007 Motor City  |
| Edwin Watson        | 60 | vs. Oklahoma State   | 1997 Alamo       |
| John Standeford     | 60 | vs. Georgia          | 2004 Capital One |

**All-Purpose Yards**

|                     |     |                      |                 |
|---------------------|-----|----------------------|-----------------|
| Taylor Stubblefield | 244 | vs. Washington State | 2001 Sun        |
| Dorien Bryant       | 165 | vs. Central Michigan | 2007 Motor City |
| Vinny Sutherland    | 156 | vs. Washington       | 2001 Rose       |
| Dutsin Keller       | 150 | vs. Central Michigan | 2007 Motor City |
| Bart Burrell        | 144 | vs. Tennessee        | 1979 Bluebonnet |

## BOWL GAME LEADERS

### DEFENSE

#### Tackles

|                  |                         |                  |
|------------------|-------------------------|------------------|
| Rod Woodson      | 19 vs. Virginia         | 1984 Peach       |
| Jason Houston    | 15 vs. Virginia         | 1984 Peach       |
| Landon Johnson   | 15 vs. Georgia          | 2004 Capital One |
| Bernard Pollard  | 14 vs. Arizona State    | 2004 Sun         |
| John Charles     | 11 vs. USC              | 1967 Rose        |
| James Looney     | 11 vs. Missouri         | 1980 Liberty     |
| Willie Fells     | 11 vs. Georgia          | 2000 Outback     |
| Niko Koutouvides | 11 vs. Washington State | 2001 Sun         |
| Niko Koutouvides | 11 vs. Georgia          | 2004 Capital One |

#### Tackles For Loss

|                    |                             |                 |
|--------------------|-----------------------------|-----------------|
| Chike Okeafor      | 4.0-26 vs. Kansas State     | 1998 Alamo      |
| Brandon Villarreal | 4.0-14 vs. Arizona State    | 2004 Sun        |
| Rosevelt Colvin    | 3.0-8 vs. Oklahoma State    | 1997 Alamo      |
| Joe Odum           | 3.0-8 vs. Georgia           | 2000 Outback    |
| Keyon Brown        | 2.5-10 vs. Central Michigan | 2007 Motor City |

#### Sacks

|                 |                             |                 |
|-----------------|-----------------------------|-----------------|
| Chike Okeafor   | 3.5-27 vs. Kansas State     | 1998 Alamo      |
| Rosevelt Colvin | 2.5-8 vs. Oklahoma State    | 1997 Alamo      |
| Keyon Brown     | 2.5-10 vs. Central Michigan | 2007 Motor City |
| Rosevelt Colvin | 1.5-12 vs. Kansas State     | 1998 Alamo      |

#### Interceptions

|                 |                        |                 |
|-----------------|------------------------|-----------------|
| Marcus McKinnie | 2 vs. Tennessee        | 1979 Bluebonnet |
| Kennedy Wilson  | 2 vs. Virginia         | 1984 Peach      |
| Adrian Beasley  | 2 vs. Oklahoma State   | 1997 Alamo      |
| Billy Gustin    | 2 vs. Kansas State     | 1998 Alamo      |
| Antwaun Rogers  | 2 vs. Washington State | 2001 Sun        |

### SPECIAL TEAMS

#### Long Punt Returns

|                  |                         |                  |
|------------------|-------------------------|------------------|
| Dorien Bryant    | 34 vs. Central Michigan | 2007 Motor City  |
| Vinny Sutherland | 23 vs. Oklahoma State   | 1997 Alamo       |
| Bernard Pollard  | 19 vs. Arizona State    | 2004 Sun         |
| Russell Pope     | 14 vs. Georgia Tech     | 1978 Peach       |
| Anthony Chambers | 14 vs. Georgia          | 2004 Capital One |

#### Long Kickoff Returns


|                  |                     |                  |
|------------------|---------------------|------------------|
| Vinny Sutherland | 51 vs. Washington   | 2001 Rose        |
| Anthony Chambers | 51 vs. Washington   | 2002 Sun         |
| Leroy Keys       | 42 vs. USC          | 1967 Rose        |
| Jerome Brooks    | 41 vs. Georgia      | 2004 Capital One |
| Chris Clopton    | 39 vs. Kansas State | 1998 Alamo       |

#### Long Field Goals

|               |                         |                  |
|---------------|-------------------------|------------------|
| Travis Dorsch | 51 vs. Washington State | 2001 Sun         |
| Ben Jones     | 44 vs. Georgia          | 2004 Capital One |
| Shane Ryan    | 42 vs. Oklahoma State   | 1997 Alamo       |
| Chris Summers | 40 vs. Central Michigan | 2007 Motor City  |
| Travis Dorsch | 37 vs. Kansas State     | 1998 Alamo       |

#### Long Punts

|               |                         |                  |
|---------------|-------------------------|------------------|
| Travis Dorsch | 60 vs. Washington State | 2001 Sun         |
| Brent Slaton  | 58 vs. Georgia          | 2004 Capital One |
| Dave Brytus   | 58 vs. Arizona State    | 2004 Sun         |
| Danny Rogers  | 54 vs. Georgia          | 2000 Outback     |
| Danny Rogers  | 53 vs. Kansas State     | 1998 Alamo       |
| Scott Kurz    | 53 vs. Washington       | 2001 Rose        |



The 1967 Rose Bowl champion Purdue Boilermakers

MISCELLANEOUS BOWL DATA

TEAM MVPS

1967 Rose.....John Charles, DB

1978 Peach..... Mark Herrmann, QB

1979 Peach..... Mark Herrmann, QB

1980 Liberty..... Mark Herrmann, QB

1997 Alamo  
 Offense..... Billy Dicken, QB  
 Defense..... Adrian Beasley, FS

1998 Alamo  
 Offense..... Drew Brees, QB  
 Defense..... Rosevelt Colvin, DE

2000 Outback..... Drew Brees, QB

2001 Sun..... Akin Ayodele, DE

2002 Sun  
 Offense..... Kyle Orton, QB  
 Lineman..... Shaun Phillips, DE  
 Special Teams..... Anthony Chambers, WR

2004 Capital One  
 Purdue Offense..... Kyle Orton, QB  
 Purdue Defense..... Shaun Phillips, DE

2004 Sun  
 Lineman..... Brandon Villarreal, DT  
 Special Teams..... Dave Brytus, P

2007 Motor City..... Curtis Painter, QB  
 Lineman..... Dustin Keller, TE

THE BIG TEN  
 IN BOWL GAMES

(ranked by winning percentage)

|                 | Bowls      | W          | L          | T        | Pct.        |
|-----------------|------------|------------|------------|----------|-------------|
| Penn State*     | 12         | 8          | 4          | 0        | .667        |
| Iowa            | 25         | 14         | 10         | 1        | .580        |
| <b>Purdue</b>   | <b>15</b>  | <b>8</b>   | <b>7</b>   | <b>0</b> | <b>.533</b> |
| Wisconsin       | 22         | 11         | 11         | 0        | .500        |
| Ohio State      | 42         | 20         | 22         | 0        | .476        |
| Michigan        | 40         | 19         | 21         | 0        | .475        |
| Illinois        | 16         | 7          | 9          | 0        | .438        |
| Minnesota       | 14         | 5          | 9          | 0        | .357        |
| Michigan State* | 20         | 7          | 13         | 0        | .350        |
| Indiana         | 9          | 3          | 6          | 0        | .333        |
| Northwestern    | 9          | 1          | 8          | 0        | .111        |
| Nebraska*       | 0          | 0          | 0          | 0        | .000        |
| <b>Totals</b>   | <b>224</b> | <b>103</b> | <b>120</b> | <b>1</b> | <b>.462</b> |

\* denotes record as Big Ten member.

**BOWL RECAPS**

**ROSE BOWL**



**January 2, 1967**

**Rose Bowl Stadium // Pasadena, Calif. // 101,455**

**PURDUE 14, SOUTHERN CALIFORNIA 13**

PASADENA, Calif. – Purdue capped a 9-2 season with a hard-fought 14-13 victory over USC. A pair of touchdowns by sophomore fullback Perry Williams, and a last-second interception of an attempted two-point conversion by senior defensive back George Catavolos secured the victory for the Boilermakers. Senior defensive back John Charles was voted the game’s Most Valuable Player for his outstanding play.

*Scoring Summary*

|     |       |     |   |       |
|-----|-------|-----|---|-------|
| 2nd | 12:43 | PUR | Williams 1-yard run (Griese kick)                       | 7-0   |
|     | 1:26  | USC | McCall 1-yard run (Rossovich kick)                      | 7-7   |
| 3rd | 1:57  | PUR | Williams 2-yard run (Griese kick)                       | 14-7  |
| 4th | 2:28  | USC | Sherman 19-yard pass from Winslow (Winslow pass failed) | 14-13 |

*Scoring by Quarters*

|              |   |   |   |   |   |    |
|--------------|---|---|---|---|---|----|
| Purdue       | 0 | 7 | 7 | 0 | – | 14 |
| Southern Cal | 0 | 7 | 0 | 6 | – | 13 |

*Team Statistics*

|  | PUR      | USC      |
|--|----------|----------|
| First Downs.....                                 | 11       | 18       |
| Net Yards Rushing.....                           | 105      | 149      |
| Net Yards Passing.....                           | 139      | 174      |
| Passes (Attempts-Completions-Interceptions)..... | 18-10-0  | 17-12-0  |
| Total Net Yards.....                             | 244      | 323      |
| Time of Possession.....                          | n/a      | n/a      |
| Punts.....                                       | 4 / 38.8 | 3 / 34.0 |
| Penalties.....                                   | 2 / 10   | 2 / 16   |
| Third Down Conversions.....                      | 8-15     | 7-16     |
| Fourth Down Conversions.....                     | 1-3      | 1-2      |
| Turnovers.....                                   | 1        | 2        |

*Individual Statistics*

**RUSHING**

PUR: Williams 20/61 (2 TD); Baltzell 11/25; Griese 6/15; Keyes 2/4. Team Totals: 39/105 (2 TD).  
 USC: McCall 22/92 (1 TD); Hull 7/53; Williams 5/29; Lawrence 1/1; Sherman 1/8; Winslow 12/18. Team Totals: 48/149 (1 TD).

**PASSING**

PUR: Griese 18-10-0/139.  
 USC: Winslow 17-12-0/174 (1 TD).

**RECEIVING**

PUR: Beirne 4/69; Hurst 2/27; Griffin 2/19; Baltzell 1/13; Finley 1/11. Team Totals: 10/139.  
 USC: Sherman 7/102 (1 TD); Lawrence 3/52; McCall 1/12; Caltill 1/8. Team Totals: 12/174 (1 TD).

**DEFENSE (TACKLES)**

PUR: Charles 11; Burke 10; Cirbes 10; Kyle 10; Keyes 8.  
 USC: Young 15; Petrill 10; Magner 9; Rossovich 8; Jaroncyk 7; Moore 7.

**PEACH BOWL**



**December 25, 1978**

**Atlanta-Fulton County Stadium // Atlanta, Ga. // 20,277**

**PURDUE 41, GEORGIA TECH 21**

ATLANTA – Sophomore quarterback Mark Herrmann threw for two touchdowns and rushed for one more to earn offensive Most Valuable Player honors in a convincing 41-21 victory over Georgia Tech. Purdue’s “junk” defense caused a couple of first-half turnovers en route to a commanding 34-7 halftime lead. The win left the Boilermakers with a 9-2-1 overall record, marking only the second nine-win season in the school’s history.

*Scoring Summary*

|     |       |     |   |       |
|-----|-------|-----|---|-------|
| 1st | 10:40 | PUR | Jones 3-yard run (Sovereign kick)                   | 7-0   |
|     | 9:47  | PUR | Jones 8-yard run (Sovereign kick)                   | 14-0  |
|     | 6:04  | PUR | Smith 10-yard pass from Herrmann (Sovereign kick)   | 21-0  |
| 2nd | 13:04 | PUR | Herrmann 2-yard run (Sovereign kick)                | 28-0  |
|     | 9:35  | GT  | Lee 1-yard run (Smith kick)                         | 28-7  |
|     | 3:58  | PUR | Macon 1-yard run (Sovereign kick failed)            | 34-7  |
| 4th | 12:38 | PUR | Burrell 12-yard pass from Herrmann (Sovereign kick) | 41-7  |
|     | 2:40  | GT  | Moore 3-yard pass from Kelley (Hill run)            | 41-15 |
|     | 1:15  | GT  | Hill 31-yard pass from Kelley (Kelley pass failed)  | 41-21 |

*Scoring by Quarters*

|              |    |    |   |    |   |    |
|--------------|----|----|---|----|---|----|
| Purdue       | 21 | 13 | 0 | 7  | – | 41 |
| Georgia Tech | 0  | 7  | 0 | 14 | – | 21 |

*Team Statistics*

|  | PUR      | GT       |
|--|----------|----------|
| First Downs.....                                 | 24       | 14       |
| Net Yards Rushing.....                           | 157      | 12       |
| Net Yards Passing.....                           | 166      | 168      |
| Passes (Attempts-Completions-Interceptions)..... | 27-12-2  | 38-17-2  |
| Total Net Yards.....                             | 323      | 180      |
| Time of Possession.....                          | n/a      | n/a      |
| Punts.....                                       | 5 / 36.6 | 7 / 36.7 |
| Penalties.....                                   | 9 / 78   | 5 / 48   |
| Third Down Conversions.....                      | 8-18     | 3-16     |
| Fourth Down Conversions.....                     | 1-3      | 2-3      |
| Turnovers.....                                   | 3        | 4        |

*Individual Statistics*

**RUSHING**

PUR: Macon 19/66 (1 TD); Jones 13/50 (2 TD); Augustyniak 6/26; Pope 4/10; Doria 2/10; Harris 1/9; McCall 2/6; Keith 1/3; Herrmann 5/3 (1 TD); Barr 1/2; McAfee 1/0; Oliver 3/28. Team Totals: 58/157 (3 TD).  
 GT: Lee 5/24 (1 TD); Hill 2/21; Shamburger 13/20; Kelley 6/15; Laner 3/11; Nann 1/6. Team Totals: 30/12 (1 TD).

**PASSING**

PUR: Herrmann 24-12-2/166 (2 TD); Oliver 3-0-0/0. Team Totals: 27-12-2/166 (2 TD).  
 GT: Kelley 38-17-2/168 (2 TD).

**RECEIVING**

PUR: Burrell 4/56 (1 TD); Harris 2/38; Pope 2/25; Augustyniak 2/10; Young 1/28; Smith 1/10 (1 TD). Team Totals: 12/166 (2 TD).  
 GT: Hill 5/77 (1 TD); Hardie 4/40; Shamburger 2/19; Moore 2/7 (1 TD); Davis 2/6; Rank 1/19; Lee 1/0. Team Totals: 17/168 (2 TD).

**DEFENSE (TACKLES)**

PUR: Clark 5; Motts 5; Smith 5; Johanson 4; Loushin 4; Moss 4.  
 GT: Harris 10; Johnson 10; Bessillieu 8; Richardson 8; Blanton 7.

**BOWL RECAPS**

**BLUEBONNET BOWL**



**Dec. 31, 1979**

**Astrodome // Houston, Texas // 40,542**

**PURDUE 27, TENNESSEE 22**

HOUSTON – A last minute, 38-yard touchdown pass from junior quarterback Mark Herrmann to junior tight end Dave Young gave the Boilermakers their third consecutive bowl victory in dramatic fashion. Herrmann enjoyed another Most Valuable Player performance with a 21-completion, 303-yard evening. Purdue led 21-0 in the third quarter but fell behind 22-21, setting up the last-second heroics by Herrmann and Young. The victory gave the Boilermakers their only 10-win season in history.

*Scoring Summary*

|     |       |     |  |       |
|-----|-------|-----|--|-------|
| 2nd | 5:01  | PUR | McCall 6 run (Seibel kick)                     | 7-0   |
|     | 2:27  | PUR | Burrell 12 pass from Herrmann (Seibel kick)    | 14-0  |
| 3rd | 10:52 | PUR | Young 12 pass from Herrmann (Seibel kick)      | 21-0  |
|     | 2:55  | UT  | Ford 8 pass from Streater (run failed)         | 21-6  |
| 4th | 8:39  | UT  | Berry 15 pass from Ingram (Simpson run, 2 pt.) | 21-14 |
|     | 3:42  | UT  | Simpson 1 run (Simpson run, 2 pt.)             | 21-22 |
|     | 1:30  | PUR | Young 17 pass from Herrmann (pass failed)      | 27-22 |

*Scoring by Quarters*

|           |   |    |   |    |   |    |
|-----------|---|----|---|----|---|----|
| Purdue    | 0 | 14 | 7 | 6  | – | 27 |
| Tennessee | 0 | 0  | 6 | 16 | – | 22 |

*Team Statistics*

|  | PUR      | UT       |
|--|----------|----------|
| First Downs.....                                 | 31       | 19       |
| Net Yards Rushing.....                           | 180      | 146      |
| Net Yards Passing.....                           | 303      | 234      |
| Passes (Attempts-Completions-Interceptions)..... | 39-21-0  | 36-17-3  |
| Total Net Yards.....                             | 483      | 380      |
| Time of Possession.....                          | 33:24    | 26:36    |
| Punts.....                                       | 7 / 33.6 | 6 / 38.0 |
| Penalties.....                                   | 3 / 25   | 7 / 56   |
| Third Down Conversions.....                      | 7-16     | 1-2      |
| Fourth Down Conversions.....                     | 3-14     | 2-4      |
| Turnovers.....                                   | 1        | 5        |

*Individual Statistics*

**RUSHING**

PUR: McCall 18/91 (1 TD); Augustyniak 16/58; Macon 10/69; W. Jones 4/10; Owen 1/2; Herrmann 3/-38.  
 UT: Streater 15/51; Simpson 16/47 (1 TD); Berry 6/20; Moore 2/23; Ingram 1/3; Ford 4/1.

**PASSING**

PUR: Herrmann 39-21-0/303 (3 TD).  
 UT: Streater 34-15-3/219 (1 TD); Daniels 1-0-0/0; Ingram 1-1-0/15 (1 TD).

**RECEIVING**

PUR: Burrell 8/144 (1 TD); Young 4/72 (2 TD); McCall 4/22; Jones 2/37; Harris 2/24; Augustyniak 1/4.  
 UT: Gault 4/22; A. Hancock 3/116; Harper 3/33; Simpson 3/26; Berry 1/15 (1 TD); Moore 1/14; Ford 1/8 (1 TD).

**DEFENSE (TACKLES)**

PUR: Turner 5; Looney 4; Marks 4; McKinnie 4; Smith 4.  
 UT: James 8; White 7; Ingram 5; Davis 4; Jones 4; Puki 4.

**LIBERTY BOWL**



**Dec. 27, 1980**

**Liberty Bowl Memorial Stadium // Memphis, Tenn. // 53,667**

**PURDUE 28, MISSOURI 25**

MEMPHIS, Tenn. – Purdue kept its bowl record perfect with a 28-25 upset victory over Missouri. Senior quarterback Mark Herrmann was selected offensive Most Valuable Player with a four-touchdown pass performance. It marked the third consecutive year Herrmann earned MVP honors. The Boilermakers held off a furious Missouri rally to end the 1980 campaign with a 9-3 record.

*Scoring Summary*

|     |       |     |   |       |
|-----|-------|-----|---|-------|
| 1st | 3:31  | PUR | Burrell 8 pass from Herrmann (Anderson kick)  | 7-0   |
| 2nd | 14:18 | PUR | Bryant 43 pass from Herrmann (Anderson kick)  | 14-0  |
|     | 13:58 | MIZ | Fellows 92 kickoff return (kick failed)       | 14-6  |
|     | 6:16  | MIZ | Wilder 1 run (Pass failed)                    | 14-12 |
|     | 2:03  | PUR | Young 5 pass from Herrmann (Anderson kick)    | 21-12 |
| 3rd | 5:00  | PUR | Burrell 27 pass from Herrmann (Anderson kick) | 28-12 |
|     | 3:40  | MIZ | Verrilli 45 field goal                        | 28-15 |
| 4th | 8:07  | MIZ | Team safety                                   | 28-17 |
|     | 5:05  | MIZ | Hill 1 run (Hornoff pass from Bradley, 2 pt.) | 28-25 |

*Scoring by Quarters*

|          |   |    |   |    |   |    |
|----------|---|----|---|----|---|----|
| Purdue   | 7 | 14 | 7 | 0  | – | 28 |
| Missouri | 0 | 12 | 3 | 10 | – | 25 |

*Team Statistics*

|  | PUR      | MIZ      |
|--|----------|----------|
| First Downs.....                                 | 18       | 17       |
| Net Yards Rushing.....                           | 124      | 103      |
| Net Yards Passing.....                           | 289      | 210      |
| Passes (Attempts-Completions-Interceptions)..... | 28-22-0  | 29-16-1  |
| Total Net Yards.....                             | 413      | 313      |
| Time of Possession.....                          | 30:36    | 29:24    |
| Punts.....                                       | 6 / 34.0 | 6 / 43.8 |
| Penalties.....                                   | 5 / 31   | 1 / 5    |
| Third Down Conversions.....                      | 6-14     | 4-15     |
| Fourth Down Conversions.....                     | 0-3      | 1-3      |
| Turnovers.....                                   | 1        | 2        |

*Individual Statistics*

**RUSHING**

PUR: McCall 17/85; Macon 16/69; Smith 2/3; Herrmann 6/-33.  
 MIZ: Hill 9/54 (1 TD); Wilder 16/49 (1 TD).

**PASSING**

PUR: Herrmann 28-22-0/289 (4 TD).  
 MIZ: Bradley 29-16-1/210.

**RECEIVING**

PUR: Burrell 8/113 (2 TD); McCall 6/38; Bryant 4/86 (1 TD); Young 3/42 (1 TD); Smith 1/10.  
 MIZ: Gibler 5/63; Fellows 3/35; Blair 3/62.

**DEFENSE (TACKLES)**

PUR: Looney 11; Marks 6; McKinnie 5; Seneff 5; Clark 4; Kay 4.  
 MIZ: Darkow 9; Potter 7; Dickey 6; Poe 6; Ray 6.

**BOWL RECAPS**

**PEACH BOWL**



**Dec. 31, 1984**

**Atlanta-Fulton County Stadium // Atlanta, Ga. // 41,107**

**VIRGINIA 27, PURDUE 24**

ATLANTA – Purdue held a 24-14 halftime lead, but Virginia scored the only points of the second half on a touchdown and two field goals to pull out the win. Junior quarterback Jim Everett passed for 253 yards and three touchdowns, but Purdue gained just 75 yards rushing and committed four turnovers in dropping its first bowl game. The Boilermakers finished the 1984 season with a 7-5 record.

*Scoring Summary*

|     |       |     |   |       |
|-----|-------|-----|---|-------|
| 1st | 8:29  | UVA | Petty 11 run (Stadlin kick)                     | 0-7   |
|     | 3:09  | PUR | Rendina 24 field goal                           | 3-7   |
|     | 1:51  | PUR | Griffin 23 pass from Everett (Rendina kick)     | 10-7  |
| 2nd | 12:22 | UVA | Zimmerlink 3 pass from Majkowski (Stadlin kick) | 10-14 |
|     | 2:32  | PUR | Price 17 pass from Everett (Rendina kick)       | 17-14 |
|     | 1:11  | PUR | Scott 12 pass from Everett (Rendina kick)       | 24-14 |
| 3rd | 9:29  | UVA | Majkowski 1 run (Stadlin kick)                  | 24-21 |
| 4th | 12:59 | UVA | Stadlin 19 field goal                           | 24-24 |
|     | 7:17  | UVA | Stadlin 22 field goal                           | 24-27 |

*Scoring by Quarters*

|          |    |    |   |   |   |    |
|----------|----|----|---|---|---|----|
| Purdue   | 10 | 14 | 0 | 0 | – | 24 |
| Virginia | 7  | 7  | 7 | 6 | – | 27 |

*Team Statistics*

|  | PUR      | UVA      |
|--|----------|----------|
| First Downs.....                                 | 20       | 24       |
| Net Yards Rushing.....                           | 84       | 288      |
| Net Yards Passing.....                           | 253      | 118      |
| Passes (Attempts-Completions-Interceptions)..... | 42-22-3  | 17-8-2   |
| Total Net Yards.....                             | 328      | 392      |
| Time of Possession.....                          | 23:26    | 36:34    |
| Punts.....                                       | 4 / 43.3 | 3 / 34.0 |
| Penalties.....                                   | 5 / 45   | 3 / 20   |
| Third Down Conversions.....                      | 4-12     | 8-17     |
| Fourth Down Conversions.....                     | 1-1      | 1-2      |
| Turnovers.....                                   | 4        | 2        |

*Individual Statistics*

**RUSHING**

PUR: Carter 8/33; King 6/29; Wallace 5/10; Everett 2/3.  
 UVA: Petty 21/114 (1 TD); Word 17/86; Majkowski 14/45 (1 TD); Morse 10/26; J. Ford 1/2; Rice 1/1.

**PASSING**

PUR: Everett 42-22-3/253 (3 TD).  
 UVA: Majkowski 17-8-2/118 (1 TD).

**RECEIVING**

PUR: Carter 5/28; Griffin 4/69 (1 TD); Scott 4/50 (1 TD); King 4/47; Price 3/42 (1 TD); Wallace 2/17.  
 UVA: Zimmerlink 3/35 (1 TD); Merrick 2/32; J. Ford 1/30; Muha 1/15; Morse 1/6.

**DEFENSE (TACKLES)**

PUR: Woodson 19; Houston 15; Sumlin 10; Wimberly 6; Dishman 5; Hornor 5; Wilson 5.  
 UVA: Swan 9; McDaniel 8; Lyles 6; Mattes 6; Lageman 4; Sweeney 4.

**ALAMO BOWL**



**Dec. 30, 1997 1 TIME**

**Alamo Dome // San Antonio, Texas // 55,552**

**PURDUE 33, OKLAHOMA STATE 20**

SAN ANTONIO – Quarterback Billy Dicken passed for 325 yards, and Purdue scored three touchdowns in the third quarter on the way to a 33-20 win over Oklahoma State. Dicken connected with wide receiver Chris Daniels for a 69-yard touchdown pass to give the Boilermakers a 30-13 lead. Purdue had 454 total yards while holding the Cowboys to 368 and forcing four turnovers. Dicken and sophomore free safety Adrian Beasley were selected the Offensive and Defensive Most Valuable Players.

*Scoring Summary*

|     |       |     |   |       |
|-----|-------|-----|---|-------|
| 1st | 5:13  | OSU | Sydnes 34 field goal                          | 0-3   |
|     | 1:19  | PUR | Alford 18 pass from Dicken (Ryan kick)        | 7-3   |
| 2nd | 2:22  | OSU | Sydnes 22 field goal                          | 7-6   |
|     | 0:10  | PUR | Ryan 42 field goal                            | 10-6  |
| 3rd | 12:02 | PUR | Dicken 1 run (kick failed)                    | 16-6  |
|     | 9:01  | OSU | Fobbs 21 run (Sydnes kick)                    | 16-13 |
|     | 7:34  | PUR | Sutherland 16 run (Ryan kick)                 | 23-13 |
|     | 3:52  | PUR | Daniels 69 pass from Dicken (Ryan kick)       | 30-13 |
| 4th | 9:12  | PUR | Ryan 34 field goal                            | 33-13 |
|     | 0:55  | OSU | McQuarters 17 pass from Lindsay (Sydnes kick) | 33-20 |

*Scoring by Quarters*

|                |   |   |    |   |   |    |
|----------------|---|---|----|---|---|----|
| Purdue         | 7 | 3 | 20 | 3 | – | 33 |
| Oklahoma State | 3 | 3 | 7  | 7 | – | 20 |

*Team Statistics*

|  | PUR      | OSU      |
|--|----------|----------|
| First Downs.....                                 | 20       | 24       |
| Net Yards Rushing.....                           | 140      | 194      |
| Net Yards Passing.....                           | 325      | 206      |
| Passes (Attempts-Completions-Interceptions)..... | 36-18-3  | 35-17-3  |
| Total Net Yards.....                             | 465      | 368      |
| Time of Possession.....                          | 25:35    | 34:25    |
| Punts.....                                       | 2 / 45.5 | 4 / 44.8 |
| Penalties.....                                   | 9 / 81   | 8 / 70   |
| Third Down Conversions.....                      | 6-11     | 5-14     |
| Fourth Down Conversions.....                     | 0-1      | 1-1      |
| Turnovers.....                                   | 3        | 4        |

*Individual Statistics*

**RUSHING**

PUR: Dicken 8/48 (1 TD); Watson 13/45; Sutherland 2/38 (1 TD); Haddad 3/9; Graham 1/0; Brees 1/-2.  
 OSU: Fobbs 11/82 (1 TD); Lindsay 12/78; Aikens 2/17; Simmons 10/11; Chaloupka 2/9.

**PASSING**

PUR: Dicken 34-18-2/325 (2 TD); Alford 1-0-0/0; Brees 1-0-0/0.  
 OSU: Lindsay 18-9-2/111 (1 TD); Chaloupka 17-8-1/95.

**RECEIVING**

PUR: Watson 5/102; Alford 4/61 (1 TD); I. Jones 3/27; Blackman 2/33; Daniels 1/69 (1 TD); Tillman 1/13; Sutherland 1/12; Winston 1/8.  
 OSU: G. Brown 4/52; McQuarters 4/43 (1 TD); Love 3/35; Steggs 2/30; Aikens 2/27; Fobbs 2/19.

**DEFENSE (TACKLES)**

PUR: Brush 6; Beasley 5; Rose 5; Fells 4; Hawthorne 4; Nworie 4.  
 OSU: Wright 9; Alexander 4; Knauls 4; McQuarters 4; Williams 4.

BOWL RECAPS

ALAMO BOWL



Dec. 29, 1998  
Alamo Dome // San Antonio, Texas // 60,780

PURDUE 37, KANSAS STATE 34

SAN ANTONIO – Purdue drove 80 yards in 54 seconds to upset fourth-ranked Kansas State 37-34 and capture its second straight Alamo Bowl championship. Quarterback Drew Brees hit wide receiver Isaac Jones on a 24-yard pass with 30 seconds left for the winning touchdown. Brees completed 25 of 53 passes for 230 yards with three touchdowns. Jones caught 11 passes for 98 yards. Purdue's defense recorded five sacks, including three and a half by end Chike Okeafor. Free safety Billy Gustin tied the Alamo Bowl record with two interceptions.

Scoring Summary

|     |       |     |   |       |
|-----|-------|-----|---|-------|
| 2nd | 14:47 | PUR | Daniels 5 pass from Brees (Dorsch kick)       | 7-0   |
|     | 13:03 | PUR | Dorsch 25 field goal                          | 10-0  |
|     | 9:49  | KSU | McDonald 1 pass from Bishop (Gramatica kick)  | 10-7  |
|     | 8:36  | PUR | I. Jones 30 pass from Brees (Dorsch kick)     | 17-7  |
| 3rd | 8:06  | KSU | Havick 0 fumble recovery (kick failed)        | 17-13 |
|     | 0:52  | PUR | Nugent 0 fumble recovery (Dorsch kick)        | 24-13 |
|     | 0:04  | PUR | Dorsch 26 field goal                          | 27-13 |
| 4th | 11:59 | KSU | Allen 3 run (Gramatica kick)                  | 27-20 |
|     | 6:44  | PUR | Dorsch 37 field goal                          | 30-20 |
|     | 6:23  | KSU | McDonald 88 pass from Bishop (Gramatica kick) | 30-27 |
|     | 1:24  | KSU | Swift 2 pass from Bishop (Gramatica kick)     | 30-34 |
|     | 0:30  | PUR | I. Jones 24 pass from Brees (Dorsch kick)     | 37-34 |

Scoring by Quarters

|              |   |    |    |    |   |    |
|--------------|---|----|----|----|---|----|
| Purdue       | 0 | 17 | 10 | 10 | - | 37 |
| Kansas State | 0 | 7  | 6  | 21 | - | 34 |

Team Statistics

|  | PUR      | KSU      |
|--|----------|----------|
| First Downs.....                                 | 19       | 12       |
| Net Yards Rushing.....                           | 5        | 126      |
| Net Yards Passing.....                           | 230      | 182      |
| Passes (Attempts-Completions-Interceptions)..... | 53-25-3  | 24-9-4   |
| Total Net Yards.....                             | 235      | 308      |
| Time of Possession.....                          | 28:58    | 31:02    |
| Punts.....                                       | 7 / 38.3 | 7 / 44.1 |
| Penalties.....                                   | 7 / 35   | 14 / 125 |
| Third Down Conversions.....                      | 3-17     | 6-16     |
| Fourth Down Conversions.....                     | 0-2      | 0-0      |
| Turnovers.....                                   | 4        | 7        |

Individual Statistics

RUSHING

PUR: Crabtree 12/46; Brees 10/25; TEAM 2/-66.  
KSU: Allen 13/83 (1 TD); Hickson 7/35; Bishop 20/7; Goolsby 2/1; Murphy 1/0.

PASSING

PUR: Brees 53-25-3/230 (3 TD).  
KSU: Bishop 24-9-4/182 (3 TD).

RECEIVING

PUR: I. Jones 11/98 (2 TD); Daniels 6/47 (1 TD); Lane 3/25; Sutherland 3/53; Stratton 1/12; Crabtree 1/-5.  
KSU: McDonald 5/124 (2 TD); Allen 1/3; Swift 1/2 (1 TD); Peries 1/52; Hickson 1/1.

DEFENSE (TACKLES)

PUR: Okeafor 9; Fells 7; Reeves 6; Beasley 5; Colvin 5; Mitrione 5.  
KSU: Cooper 6; Chapman 5; Butler 4; Carter 4.

OUTBACK BOWL



Jan. 1, 2000  
Raymond James Stadium // Tampa, Fla. // 54,059

GEORGIA 28, PURDUE 25 (OT)

TAMPA, Fla. – Georgia overcame a 25-0 deficit to defeat the Boilermakers 28-25 in overtime. Purdue scored on four of its first five possessions of the game. Georgia closed to within 25-10 at halftime and trailed 25-18 after three quarters before scoring the tying touchdown with 1:19 left in the game on an 8-yard pass play that was deflected by two Purdue defenders. Kicker Travis Dorsch missed a 43-yard field goal on the Boilermakers' first possession of overtime, and Georgia kicker Hap Hines nailed a 21-yarder on the Bulldogs' first time with the ball.

Scoring Summary

|     |       |     |   |       |
|-----|-------|-----|---|-------|
| 1st | 10:26 | PUR | Daniels 3 pass from Brees (Dorsch kick)     | 7-0   |
|     | 7:10  | PUR | Daniels 11 pass from Brees (kick failed)    | 13-0  |
|     | 1:03  | PUR | Sutherland 21 pass from Brees (pass failed) | 19-0  |
| 2nd | 10:38 | PUR | James 32 pass from Brees (pass failed)      | 25-0  |
|     | 9:39  | UGA | Edwards 74 run (Hines kick)                 | 25-7  |
|     | 0:09  | UGA | Hines 32 field goal                         | 25-10 |
| 3rd | 4:33  | UGA | Carter 8 run (Pass rush, 2 pt.)             | 25-18 |
| 4th | 1:19  | UGA | McMichael 8 pass from Carter (Hines kick)   | 25-25 |
| OT1 | ---   | UGA | Hines 21 field goal                         | 25-28 |

Scoring by Quarters

|         |    |    |   |   |     |   |    |
|---------|----|----|---|---|-----|---|----|
| Purdue  | 19 | 6  | 0 | 0 | (0) | - | 25 |
| Georgia | 0  | 10 | 8 | 7 | (3) | - | 28 |

Team Statistics

|  | PUR      | UGA      |
|--|----------|----------|
| First Downs.....                                 | 30       | 21       |
| Net Yards Rushing.....                           | 150      | 154      |
| Net Yards Passing.....                           | 378      | 243      |
| Passes (Attempts-Completions-Interceptions)..... | 60-36-1  | 33-20-0  |
| Total Net Yards.....                             | 528      | 397      |
| Time of Possession.....                          | 34:49    | 25:11    |
| Punts.....                                       | 3 / 45.3 | 3 / 48.0 |
| Penalties.....                                   | 14 / 153 | 10 / 55  |
| Third Down Conversions.....                      | 9-18     | 5-13     |
| Fourth Down Conversions.....                     | 1-1      | 1-3      |
| Turnovers.....                                   | 2        | 2        |

Individual Statistics

RUSHING

PUR: Lowe 15/87; Sutherland 2/65; Brown 2/3; TEAM 1/-1.  
UGA: Edwards 2/70 (1 TD); Carter 16/41 (1 TD); Pass 10/37; Sanks 4/6; Arnaud 2/0.

PASSING

PUR: Brees 60-36-1/378 (4 TD).  
UGA: Carter 33-20-0/243 (1 TD).

RECEIVING

PUR: Daniels 12/103 (1 TD); Lane 5/60; James 4/65 (1 TD); Sutherland 4/58 (1 TD); Brown 4/44; Tolbert 2/10; Winston 2/3; Dawson 1/11; Stratton 1/8; Simpson 1/6.  
UGA: Edwards 8/97; Greer 5/86; McMichael 3/28 (1 TD); Johnson 2/23; Parker 1/2; Sanks 1/-2.

DEFENSE (TACKLES)

PUR: Fells 12; Odom 10; Hawthorne 9; Beasley 8; Ayodele 5; Nugent 5; Rose 5.  
UGA: Bell 10; Robinson 9; Henderson 8; Mann 8; Wansley 8.

**BOWL RECAPS**

**ROSE BOWL**



Jan. 1, 2001

Rose Bowl Stadium // Pasadena, Calif. // 94,392

**WASHINGTON 34, PURDUE 24**

PASADENA, Calif. – Purdue’s fourth-quarter comeback came up short as the Boilermakers fell to No. 4 Washington 34-24. Trailing 34-17 midway through the final stanza, the Boilermakers scored on a 42-yard jaunt by running back Sedrick Brown with 6:37 remaining. Less than two minutes later, Purdue was in scoring position again, but kicker Travis Dorsch’s 42-yard field goal attempt hooked left. Washington took over and ran out the clock. Quarterback Drew Brees, playing in his final collegiate game, completed 23 of 39 passes for 275 yards with two touchdowns.

*Scoring Summary*

|     |       |     |  |       |
|-----|-------|-----|--|-------|
| 1st | 8:33  | UW  | Cleman 1 run (Anderson kick)                   | 0-7   |
|     | 4:42  | UW  | Tuiasosopo 5 run (Anderson kick)               | 0-14  |
| 2nd | 11:32 | PUR | Sutherland 5 pass from Brees (Dorsch kick)     | 7-14  |
|     | 0:26  | PUR | Dorsch 26 field goal                           | 10-14 |
| 3rd | 13:12 | UW  | Anderson 47 field goal                         | 10-17 |
|     | 11:58 | PUR | Sutherland 24 pass from Brees (Dorsch kick)    | 17-17 |
|     | 6:55  | UW  | Anderson 42 field goal                         | 17-20 |
| 4th | 12:00 | UW  | Elstrom 8 pass from Tuiasosopo (Anderson kick) | 17-27 |
|     | 7:25  | UW  | Hurst 8 run (Anderson kick)                    | 17-34 |
|     | 6:37  | PUR | Brown 42 run (Dorsch kick)                     | 24-34 |

*Scoring by Quarters*

|            |    |    |   |    |   |    |
|------------|----|----|---|----|---|----|
| Purdue     | 0  | 10 | 7 | 7  | – | 24 |
| Washington | 14 | 0  | 6 | 14 | – | 34 |

*Team Statistics*

|  | PUR      | UW       |
|--|----------|----------|
| First Downs.....                                 | 19       | 23       |
| Net Yards Rushing.....                           | 76       | 268      |
| Net Yards Passing.....                           | 275      | 149      |
| Passes (Attempts-Completions-Interceptions)..... | 39-23-0  | 24-18-0  |
| Total Net Yards.....                             | 351      | 417      |
| Time of Possession.....                          | 24:07    | 35:53    |
| Punts.....                                       | 4 / 41.0 | 3 / 37.7 |
| Penalties.....                                   | 11 / 69  | 6 / 48   |
| Third Down Conversions.....                      | 7-15     | 5-15     |
| Fourth Down Conversions.....                     | 1-2      | 2-2      |
| Turnovers.....                                   | 1        | 1        |

*Individual Statistics*

**RUSHING**

PUR: Lowe 20/79; Brown 3/52 (1 TD); Brees 4/-25; TEAM 1/-30.  
 UW: Alexis 10/78; Tuiasosopo 15/75 (1 TD); Hurst 9/53 (1 TD); Conniff 8/45; Tharps 1/12; Cleman 5/11 (1 TD); TEAM 4/-6.

**PASSING**

PUR: Brees 39-23-0/275 (2 TD).  
 UW: Tuiasosopo 22-16-0/138 (1 TD); Pickett 2-2-0/11.

**RECEIVING**

PUR: Sutherland 7/88 (2 TD); Standeford 5/67; Simpson 3/32; Stratton 2/26; Morales 2/24; Winston 2/14; Brown 1/20; James 1/4.  
 UW: Stevens 5/51; Elstrom 4/24 (1 TD); Reddick 3/30; Collier 2/30; Hurst 2/2; Hooks 1/7; Robbins 1/5.

**DEFENSE (TACKLES)**

PUR: Schweigert 10; Woodyard 10; Johnson 9; Ayodele 7; Gardner 6.  
 UW: Akbar 9; Carrothers 6; Daniels 5; Kelley 5; Alexander 4; Johnson 4.

**SUN BOWL**



Dec. 31, 2001

Sun Bowl Stadium // El Paso, Texas // 47,812

**WASHINGTON STATE 33, PURDUE 27**

EL PASO, Texas – Another near miss. The Boilermakers mounted an impressive comeback that came up just short in a 33-27 loss to 13th-ranked Washington State. Trailing 33-20, Purdue scored with 1:53 left and recovered the ensuing onside kick at its own 49-yard line. But the potential game-winning drive stalled at the Washington State 22. Quarterback Kyle Orton completed 38 of 74 passes for 419 yards with two touchdowns and four interceptions. The 74 attempts are the most in NCAA bowl history.

*Scoring Summary*

|     |       |     |   |       |
|-----|-------|-----|---|-------|
| 1st | 13:10 | WSU | David 45 interception return (Dunning kick)   | 0-7   |
|     | 6:53  | WSU | Dush 46 pass from Gesser (Dunning kick)       | 0-14  |
| 2nd | 12:54 | PUR | Lowe 1 run (Dorsch kick)                      | 7-14  |
|     | 7:24  | PUR | Dorsch 28 field goal                          | 10-14 |
|     | 4:17  | WSU | Dunning 47 field goal                         | 10-17 |
|     | 1:56  | PUR | Stubblefield 3 pass from Orton (Dorsch kick)  | 17-17 |
|     | 0:37  | PUR | Dorsch 51 field goal                          | 20-17 |
| 3rd | 13:23 | WSU | Dunning 34 field goal                         | 20-20 |
|     | 3:04  | WSU | Gesser 1 run (Dunning kick)                   | 20-27 |
|     | 1:21  | WSU | Dunning 30 field goal                         | 20-30 |
| 4th | 7:37  | WSU | Dunning 37 field goal                         | 20-33 |
|     | 1:53  | PUR | Stubblefield 51 pass from Orton (Dorsch kick) | 27-33 |

*Scoring by Quarters*

|                  |    |    |    |   |   |    |
|------------------|----|----|----|---|---|----|
| Purdue           | 0  | 20 | 0  | 7 | – | 27 |
| Washington State | 14 | 3  | 13 | 3 | – | 33 |

*Team Statistics*

|  | PUR      | WSU      |
|--|----------|----------|
| First Downs.....                                 | 28       | 15       |
| Net Yards Rushing.....                           | 55       | 81       |
| Net Yards Passing.....                           | 419      | 281      |
| Passes (Attempts-Completions-Interceptions)..... | 75-38-4  | 41-15-3  |
| Total Net Yards.....                             | 747      | 362      |
| Time of Possession.....                          | 33:52    | 26:08    |
| Punts.....                                       | 6 / 38.8 | 6 / 44.3 |
| Penalties.....                                   | 7 / 49   | 9 / 85   |
| Third Down Conversions.....                      | 13-27    | 2-15     |
| Fourth Down Conversions.....                     | 1-3      | 1-1      |
| Turnovers.....                                   | 5        | 4        |

*Individual Statistics*

**RUSHING**

PUR: Lowe 17/45 (1 TD); J. Harris 5/27; Orton 9/-17; TEAM 1/0.  
 WSU: Minnich 17/51; Cox 1/20; McElrath 1/13; Kegel 1/3; Gesser 4/-2 (1 TD); TEAM 3/-4.

**PASSING**

PUR: Orton 74-38-4/419 (2 TD); James 1-0-0/0.  
 WSU: Gesser 40-15-3/281 (1 TD); Kegel 1-0-0/0.

**RECEIVING**

PUR: Standeford 12/103; Stratton 12/86; Stubblefield 9/196 (2 TD); Morales 3/27; James 1/4; Rhinehart 1/3.  
 WSU: Riley 6/65; McElrath 5/116; Minnich 3/54; Bush 1/46 (1 TD).

**DEFENSE (TACKLES)**

PUR: Koutouvides 11; Schweigert 8; B. Johnson 6; Phillips 6; Odom 5.  
 WSU: Smith 11; Thompson 10; Newman 9; Price 8; Long 7.

**BOWL RECAPS**

**SUN BOWL**



**Dec. 31, 2002**  
**Sun Bowl Stadium // El Paso, Texas // 48,917**

**PURDUE 34, WASHINGTON 24**

EL PASO, Texas – The Boilermakers overcame a 17-0 deficit in the first quarter (in which they were held without a first down and to minus eight yards total offense) by scoring 34 uninterrupted points to beat Washington 34-24 in a rematch of the 2000 Rose Bowl. After Joey Harris put Purdue ahead 24-17 thanks to a 10-yard run, Gilbert Gardner put the game away when he forced a fumble and returned it 19 yards for a touchdown. Kyle Orton completed 25 of 37 passes for 283 yards with two touchdowns and no interceptions en route to being named the game's Most Valuable Player.

*Scoring Summary*

|     |       |     |  |       |
|-----|-------|-----|--|-------|
| 1st | 10:13 | UW  | Reddick 7 pass from Pickett (Anderson kick)  | 0-7   |
|     | 8:40  | UW  | Cooper 31 fumble recovery (Anderson kick)    | 0-14  |
|     | 3:49  | UW  | Anderson 38 field goal                       | 0-17  |
| 2nd | 5:09  | PUR | Standeford 7 pass from Orton (Lacevic kick)  | 7-17  |
|     | 0:35  | PUR | Williams 0 fumble recovery (Lacevic kick)    | 14-17 |
| 3rd | 12:10 | PUR | Lacevic 22 field goal                        | 17-17 |
|     | 3:33  | PUR | Harris 10 run (Lacevic kick)                 | 24-17 |
|     | 2:08  | PUR | Gardner 19 fumble recovery (Lacevic kick)    | 31-17 |
| 4th | 5:52  | PUR | Lacevic 29 field goal                        | 34-17 |
|     | 3:31  | UW  | Reddick 12 pass from Pickett (Anderson kick) | 34-24 |

*Scoring by Quarters*

|            |    |    |    |   |   |    |
|------------|----|----|----|---|---|----|
| Purdue     | 0  | 14 | 17 | 3 | – | 34 |
| Washington | 17 | 0  | 0  | 7 | – | 24 |

*Team Statistics*

|  | PUR      | UW       |
|--|----------|----------|
| First Downs.....                                 | 24       | 23       |
| Net Yards Rushing.....                           | 117      | 44       |
| Net Yards Passing.....                           | 283      | 272      |
| Passes (Attempts-Completions-Interceptions)..... | 37-25-0  | 54-25-1  |
| Total Net Yards.....                             | 400      | 316      |
| Time of Possession.....                          | 34:19    | 25:41    |
| Punts.....                                       | 4 / 39.2 | 5 / 36.4 |
| Penalties.....                                   | 9 / 78   | 5 / 48   |
| Third Down Conversions.....                      | 7-17     | 4-15     |
| Fourth Down Conversions.....                     | 1-2      | 2-2      |
| Turnovers.....                                   | 1        | 2        |

*Individual Statistics*

**RUSHING**

PUR: Harris 23/93 (1 TD); Jones 9/28; Orton 5/19; James 1/1; Slaton 1/-23; TEAM 1/-1.  
 UW: Alexis 7/18; Cleman 7/13; Pickett 8/8; Tuiasosopo 2/5.

**PASSING**

PUR: Orton 37-25-0/283 (2 TD).  
 UW: Pickett 54-25-1/272 (2 TD).

**RECEIVING**

PUR: Standeford 10/105 (1 TD); Stubblefield 7/92; Williams 4/25 (1 TD); Jones 2/42; Davis 1/5; Chambers 1/4.  
 UW: Reddick 6/63 (2 TD); Williams 5/64; Frederick 3/35; Jackson 3/17; Hooks 2/28; Alexis 1/15; Ware 1/12; Arnold 1/10; Tuiasosopo 1/10; Barnes 1/9; Cleman 1/9.

**DEFENSE (TACKLES)**

PUR: Schweigert 10; Reeves 7; Rogers 6; Ra. Turner 6; L. Johnson 5.  
 UW: Carothers 9; Cooper 9; Mahdavi 8; Robinson 8; Biddle 7; Johnson 7.

**CAPITAL ONE BOWL**



**Jan. 1, 2004**  
**Florida Citrus Bowl Stadium // Orlando, Fla. // 64,565**

**GEORGIA 34, PURDUE 27 (OT)**

ORLANDO, Fla. – The Boilermakers overcame a 24-0 deficit only to fall 34-27 in overtime to Georgia. Kyle Orton, who suffered a dislocated left thumb, sprained toe and cracked rib during the game, completed 20 of 34 passes for 230 yards. He tied the Purdue bowl record with two rushing touchdowns. John Standeford had seven catches for 102 yards and became the Big Ten career receptions leader with 266.

*Scoring Summary*

|     |       |     |   |       |
|-----|-------|-----|---|-------|
| 1st | 10:29 | UGA | Gibson 6 pass from Greene (Bennett kick)    | 0-7   |
|     | 4:27  | UGA | Gibson 4 pass from Greene (Bennett kick)    | 0-14  |
| 2nd | 9:56  | UGA | Bennett 28 field goal                       | 0-17  |
|     | 4:47  | UGA | Brown 11 pass from Greene (Bennett kick)    | 0-24  |
|     | 3:01  | PUR | Orton 17 run (Ben Jones kick)               | 7-24  |
|     | 1:48  | PUR | Ben Jones 27 field goal                     | 10-24 |
| 4th | 9:11  | PUR | Orton 2 run (Ben Jones kick)                | 17-24 |
|     | 4:27  | UGA | Bennett 40 field goal                       | 17-27 |
|     | 1:34  | PUR | Chambers 3 pass from Orton (Ben Jones kick) | 24-27 |
|     | 0:49  | PUR | Ben Jones 44 field goal                     | 27-27 |
| OT1 | ---   | UGA | Lumpkin 1 run (Bennett kick)                | 27-34 |

*Scoring by Quarters*

|         |    |    |   |    |     |   |    |
|---------|----|----|---|----|-----|---|----|
| Purdue  | 0  | 10 | 0 | 17 | (0) | – | 27 |
| Georgia | 14 | 10 | 0 | 3  | (7) | – | 34 |

*Team Statistics*

|  | PUR      | UGA      |
|--|----------|----------|
| First Downs.....                                 | 15       | 23       |
| Net Yards Rushing.....                           | 59       | 113      |
| Net Yards Passing.....                           | 230      | 327      |
| Passes (Attempts-Completions-Interceptions)..... | 35-20-1  | 37-27-0  |
| Total Net Yards.....                             | 289      | 440      |
| Time of Possession.....                          | 24:31    | 35:29    |
| Punts.....                                       | 9 / 44.4 | 6 / 44.7 |
| Penalties.....                                   | 10 / 69  | 10 / 90  |
| Third Down Conversions.....                      | 3-15     | 8-18     |
| Fourth Down Conversions.....                     | 0-1      | 2-2      |
| Turnovers.....                                   | 1        | 2        |

*Individual Statistics*

**RUSHING**

PUR: Void 15/63; K. Smith 1/5; Br. Jones 2/4; Orton 10/-5 (2 TD); Williams 1/-8.  
 UGA: Lumpkin 27/90 (1 TD); Browning 6/11; Brown 1/5; Jones 1/3; Thomas 4/2; Greene 5/1; Cooper 2/1; TEAM 1/0.

**PASSING**

PUR: Orton 34-20-1/230 (1 TD); K. Smith 1-0-0/0.  
 UGA: Greene 37-27-0/327 (3 TD)

**RECEIVING**

PUR: Stubblefield 8/99; Standeford 7/102; Void 2/19; Chambers 2/7 (1 TD); Br. Jones 1/3.  
 UGA: Brown 5/99 (1 TD); Lumpkin 5/34; Thomas 5/27; Gison 4/22 (2 TD); Gary 2/51; Browning 2/48; Watson 2/27; Bailey 2/19.

**DEFENSE (TACKLES)**

PUR: Johnson 15; Koutouvides 11; Schweigert 10; Pollard 8; Phillips 6.  
 UGA: Jones 8; Thurman 8; Davis 7; Pollack 7; Thornton 5.

**BOWL RECAPS**

**SUN BOWL**



**Dec. 31, 2004**  
**Sun Bowl Stadium // El Paso, Texas // 51,288**

**ARIZONA STATE 27, PURDUE 23**

EL PASO, Texas – In a season full of gut-wrenching losses, the Boilermakers suffered another in the Sun Bowl, falling 27-23 to 21st-ranked Arizona State. Purdue took the lead 23-20 with 1:14 remaining on a 6-yard pass from Kyle Orton to Charles Davis, but the Sun Devils took the ensuing kickoff and marched 80 yards in four plays to score with game-winning touchdown with 43 seconds left. Purdue finished the season with five losses by a total of 14 points.

*Scoring Summary*

|     |       |     |   |       |
|-----|-------|-----|---|-------|
| 1st | 2:35  | ASU | Ainsworth 22 field goal                         | 0-3   |
| 2nd | 4:58  | PUR | Team safety                                     | 2-3   |
| 3rd | 14:48 | PUR | Hare 80 pass from Orton (Ben Jones kick)        | 9-3   |
|     | 9:59  | ASU | Hagan 27 pass from Keller (Ainsworth kick)      | 9-10  |
| 4th | 14:16 | PUR | Stubblefield 5 pass from Orton (Ben Jones kick) | 16-10 |
|     | 10:33 | ASU | Ainsworth 34 field goal                         | 16-13 |
|     | 6:23  | ASU | Burgess 41 pass from Keller (Ainsworth kick)    | 16-20 |
|     | 1:14  | PUR | Davis 6 pass from Orton (Ben Jones kick)        | 23-20 |
|     | 0:43  | ASU | Burgess 19 pass from Keller (Ainsworth kick)    | 23-27 |

*Scoring by Quarters*

|               |   |   |   |    |   |    |
|---------------|---|---|---|----|---|----|
| Purdue        | 0 | 2 | 7 | 14 | – | 23 |
| Arizona State | 3 | 0 | 7 | 17 | – | 27 |

*Team Statistics*

|  | PUR      | ASU      |
|--|----------|----------|
| First Downs.....                                 | 15       | 26       |
| Net Yards Rushing.....                           | 66       | 158      |
| Net Yards Passing.....                           | 281      | 370      |
| Passes (Attempts-Completions-Interceptions)..... | 47-23-0  | 45-25-0  |
| Total Net Yards.....                             | 347      | 528      |
| Time of Possession.....                          | 27:41    | 32:19    |
| Punts.....                                       | 8 / 48.9 | 5 / 34.8 |
| Penalties.....                                   | 6 / 55   | 9 / 66   |
| Third Down Conversions.....                      | 5-17     | 7-18     |
| Fourth Down Conversions.....                     | 1-2      | 0-0      |
| Turnovers.....                                   | 2        | 1        |

*Individual Statistics*

**RUSHING**

PUR: Br. Jones 5/30; Void 11/16; Orton 8/12; Bryant 2/8.  
 ASU: Burgess 20/125; Jones 9/35; Saulsberry 7/27; Keller 3/-27; TEAM 1/-2.

**PASSING**

PUR: Orton 47-23-0/281 (3 TD).  
 ASU: Keller 45-25-0/370 (3 TD).

**RECEIVING**

PUR: Stubblefield 7/81 (1 TD); Bryant 4/23; Hare 3/97 (1 TD); Davis 3/17 (1 TD); Williams 2/10; Br. Jones 1/24; Void 1/18; Chattams 1/8; Ingraham 1/3.  
 ASU: Hagan 9/182 (1 TD); Miller 5/28; Burgess 3/64 (2 TD); Richardson 3/54; Mutz 3/24; Burghgraef 2/18.

**DEFENSE (TACKLES)**

PUR: Pollard 14; Smith 9; Avril 7; Hickman 7; Villarreal 7.  
 ASU: Burks 13; Robinson 11; Hill 7; Williams 6; Franklin 5; Verdon 5.

**CHAMPS SPORTS BOWL**



**Dec. 29, 2006**  
**Florida Citrus Bowl Stadium // Orlando, Fla. // 40,168**

**MARYLAND 24, PURDUE 7**

ORLANDO, Fla. – In its return to postseason play, Purdue could not get on track offensively, dropping a 24-7 decision to Maryland. Trailing 21-0 in the second quarter, Purdue got on the scoreboard with a 12-yard pass from Curtis Painter to Greg Orton to cut the Terps' lead to 14 going into halftime. However, Maryland dominated the time of possession, holding the ball for nearly 40 minutes in the game and limiting the Boilermakers to merely four second-half possessions.

*Scoring Summary*

|     |       |     |  |      |
|-----|-------|-----|--|------|
| 1st | 4:33  | MD  | Haynos 4 pass from Hollenbach (Ennis kick)       | 0-7  |
| 2nd | 13:33 | MD  | Jackson 1 run (Ennis kick)                       | 0-14 |
|     | 2:05  | MD  | Heyward-Bey 46 pass from Hollenbach (Ennis kick) | 0-21 |
|     | 0:30  | PUR | Orton 12 pass from Painter (Summers kick)        | 7-21 |
| 3rd | 6:44  | MD  | Ennis 22 field goal                              | 7-24 |

*Scoring by Quarters*

|          |   |    |   |   |   |    |
|----------|---|----|---|---|---|----|
| Purdue   | 0 | 7  | 0 | 0 | – | 7  |
| Maryland | 7 | 14 | 3 | 0 | – | 24 |

*Team Statistics*

|  | PUR      | MD       |
|--|----------|----------|
| First Downs.....                                 | 12       | 20       |
| Net Yards Rushing.....                           | 21       | 206      |
| Net Yards Passing.....                           | 264      | 233      |
| Passes (Attempts-Completions-Interceptions)..... | 36-23-1  | 24-15-0  |
| Total Net Yards.....                             | 285      | 429      |
| Time of Possession.....                          | 20:12    | 39:48    |
| Punts.....                                       | 6 / 42.2 | 4 / 39.2 |
| Penalties.....                                   | 4 / 33   | 5 / 31   |
| Third Down Conversions.....                      | 6-13     | 9-17     |
| Fourth Down Conversions.....                     | 0-0      | 1-1      |
| Turnovers.....                                   | 2        | 0        |

*Individual Statistics*

**RUSHING**

PUR: Taylor 6/19; Sheets 2/11; Painter 5/-9.  
 MD: Ball 18/98; Lattimore 20/85; Jackson 4/12 (1 TD); Hollenbach 4/8; Humber 3/4; TEAM 1/-1.

**PASSING**

PUR: Painter 36-23-1/264 (1 TD).  
 MD: Hollenbach 24-15-0/223 (2 TD).

**RECEIVING**


PUR: Bryant 8/101; Orton 8/95 (1 TD); Taylor 3/24; Keller 1/20; Sheets 1/12; Adams 1/9; Lymon 1/3.  
 MD: Heyward-Bey 4/81 (1 TD); Oquendo 3/60; Haynos 3/31 (1 TD); Williams 3/24; Jackson 1/23; Ball 1/4.

**DEFENSE (TACKLES)**

PUR: Keglra 9; Erwin 8; Hall 8; Spencer 7; Guyann 7.  
 MD: Gardner 6; Henderson 4; Wimbush 4; Bolston 4.

**BOWL RECAPS**

**Motor City Bowl**



**Dec. 26, 2007**  
**Ford Field // Detroit // 60,624**

**PURDUE 51, Central Michigan 48**

DETROIT – Chris Summers kicked a 40-yard field goal as time expired to give Purdue an exhilarating 51-48 victory over Central Michigan. The Boilermakers rolled to a 34-13 halftime advantage before the Chippewas mounted a remarkable comeback that saw the game tied at 41 and 48. The teams combined for 1,022 yards of total offense (Purdue 587 and Central Michigan 435). Purdue quarterback Curtis Painter threw for a school-record 546 yards finished with a school-record and 540 yards of total offense with Greg Orton (9-136), Jake Standeford (8-112) and Dustin Keller (7-150) all eclipsing 100-yards receiving and scoring once apiece.

*Scoring Summary*

|     |       |     |  |       |
|-----|-------|-----|--|-------|
| 1st | 12:39 | CMU | Aguila 27 field goal                           | 0-3   |
|     | 6:19  | PUR | Sheets 1 run (Summers kick)                    | 7-3   |
|     | 2:54  | PUR | Orton 19 pass from Painter (Summers kick)      | 14-3  |
|     | 0:24  | CMU | Aguila 47 field goal                           | 14-6  |
|     | 0:10  | PUR | Keller 62 pass from Painter (Summers kick)     | 21-6  |
| 2nd | 11:32 | PUR | Summers 30 field goal                          | 24-6  |
|     | 6:13  | PUR | Summers 21 field goal                          | 27-6  |
|     | 4:07  | CMU | Anderson 49 pass from LeFavour (Aguila kick)   | 27-13 |
|     | 0:16  | PUR | Sheets 1 run (Summers kick)                    | 34-13 |
| 3rd | 14:09 | CMU | Brown 76 pass from LeFavour (Aguila kick)      | 34-20 |
|     | 12:53 | PUR | Standeford 19 pass from Painter (Summers kick) | 41-20 |
|     | 10:19 | CMU | Anderson 10 pass from LeFavour (Aguila kick)   | 41-27 |
|     | 5:02  | CMU | LeFavour 9 run (Aguila kick)                   | 41-34 |
|     | 0:10  | CMU | LeFavour 4 run (Aguila kick)                   | 41-41 |
| 4th | 8:19  | PUR | Taylor 13 run (Summers kick)                   | 48-41 |
|     | 1:09  | CMU | Anderson 19 pass from LeFavour (Aguila kick)   | 48-48 |
|     | 0:00  | PUR | Summers 40 field goal                          | 51-48 |

*Scoring by Quarters*

|                  |    |    |    |    |   |    |
|------------------|----|----|----|----|---|----|
| Purdue           | 21 | 13 | 7  | 10 | - | 51 |
| Central Michigan | 6  | 7  | 28 | 7  | - | 48 |

*Team Statistics*

|  | PUR      | CMU      |
|--|----------|----------|
| First Downs.....                                 | 28       | 22       |
| Net Yards Rushing.....                           | 41       | 143      |
| Net Yards Passing.....                           | 546      | 292      |
| Passes (Attempts-Completions-Interceptions)..... | 54-35-2  | 35-17-0  |
| Total Net Yards.....                             | 587      | 435      |
| Time of Possession.....                          | 29:18    | 30:42    |
| Punts.....                                       | 5 / 40.6 | 8 / 38.5 |
| Penalties.....                                   | 6 / 44   | 3 / 20   |
| Third Down Conversions.....                      | 6-15     | 7-17     |
| Fourth Down Conversions.....                     | 1-1      | 0-0      |
| Turnovers.....                                   | 3        | 0        |

*Individual Statistics*

**RUSHING**

PUR: Sheets 12/27 (2 TD); Taylor 10/23 (TD); TEAM 1/-3; Painter 4/-6.  
 CMU: LeFavour 33/114 (2 TD); Hoskins 6/15; Brown 2/14; Sneed 2-2; TEAM 1/-2.

**PASSING**

PUR: Painter 54-35-2/564 (3 TD).  
 CMU: LeFavour 34-17-0/292 (4 TD).

**RECEIVING**

PUR: Orton 9/136 (TD); Standeford 8/112 (TD); Keller 7/150 (TD); Bryant 5/65; Sheets 3/46; Taylor 2/11; Tardy 1/26.  
 CMU: Anderson 7/129 (3 TD); Brown 4/94 (TD); Brooks 2/50; Sneed 2/9; Poblah 1/5; Watt 1/5.

**DEFENSE (TACKLES)**

PUR: Heygood 10; Vinson 6; Scott 6; Kerrigan 6.  
 CMU: Bellore 11; Keith 9; Gordy 7; West 6.



PURDUE BOILERMAKERS

16TH BOWL GAME IN SCHOOL HISTORY

